


TOWN OF COTTESLOE



FINANCIAL STATEMENTS

FOR THE PERIOD 1 JULY 2014 TO 30 APRIL 2015

PRESENTED TO THE WORKS AND CORPORATE SERVICES
COMMITTEE ON 19 MAY 2015

TOWN OF COTTESLOE
FINANCIAL STATEMENTS
FOR THE PERIOD 1 JULY 2014 TO 30 APRIL 2015

TABLE OF CONTENTS

Statement of Financial Activity	1
Operating Statement By Program	2
Operating Statement By Nature & Type	3
Balance Sheet	4 - 5
Surplus/(Deficit Position)	6
Variance Analysis	7 - 11
Other Information	
- List of Payments	12 - 18
- Reserves	19 - 21
- Investments	22
- Loans	23
- Sundry Debtors	24 - 26
- Rates Analysis	27
- Budget Amendments	28
- Capital Works Programme	29 - 32
- Graphs	32 - 38

TOWN OF COTTESLOE

STATEMENT OF FINANCIAL ACTIVITY

FOR THE PERIOD ENDED 1 JULY 2014 TO 30 APRIL 2015

	2014-2015 YTD Actual \$	2014-2015 YTD Budget \$	2014-2015 Budget \$	Variances YTD Actual to YTD Budget \$	Variances YTD Actual to YTD Budget %
Operating Revenue					
General Purpose Funding	493,535	519,707	636,350	(26,172)	(5%)
Governance	69,498	63,512	76,213	5,986	9%
Law, Order and Public Safety	30,372	17,830	18,980	12,542	70%
Health	80,734	77,810	80,310	2,924	4%
Education and Welfare	37,586	25,710	33,036	11,876	46%
Community Amenities	480,665	442,218	542,035	38,447	9%
Recreation and Culture	318,777	262,582	275,936	56,195	21%
Transport	722,558	745,724	831,237	(23,166)	(3%)
Economic Services	112,605	145,164	173,759	(32,559)	(22%)
Other Property and Services	8,246,592	7,900,500	7,900,600	346,092	4%
Total Operating Revenue	10,592,922	10,200,757	10,568,456	392,165	4%
Operating Expenditure					
General Purpose Funding	(210,447)	(212,352)	(252,997)	1,905	1%
Governance	(588,647)	(625,352)	(801,033)	36,705	6%
Law, Order and Public Safety	(233,311)	(248,091)	(296,826)	14,780	6%
Health	(167,869)	(203,312)	(243,946)	35,443	17%
Education and Welfare	(269,724)	(192,862)	(219,900)	(76,862)	(40%)
Community Amenities	(2,779,058)	(2,832,652)	(3,375,922)	53,594	2%
Recreation and Culture	(2,966,079)	(2,955,498)	(3,305,252)	(10,581)	(0%)
Transport	(2,753,973)	(2,512,408)	(3,027,531)	(241,565)	(10%)
Economic Services	(296,326)	(353,278)	(392,585)	56,952	16%
Other Property and Services	42,629	17,640	26,481	24,989	(142%)
Total Operating Expenditure	(10,222,805)	(10,118,165)	(11,889,511)	(104,640)	(1%)
Adjustments for Non Cash					
(Profit)/Loss on Asset Disposal	(7,977,077)	(7,900,000)	(7,900,000)	(77,077)	1%
Movement in Deferred Pensioners & Loan Debtors	(45,072)	0	0	(45,072)	
Movement in Employee Benefit Provisions	(37,633)	0	0	(37,633)	
Depreciation	2,003,864	1,705,580	2,046,524	298,284	17%
Total Adjustments for Non Cash	(6,055,918)	(6,194,420)	(5,853,476)	138,502	(2%)
Capital Expense and Revenue					
Additions - Furniture & Equipment	(9,000)	(30,546)	(36,654)	21,546	71%
Additions - Land & Buildings	(448,378)	(233,772)	(280,500)	(214,606)	(92%)
Additions - Plant & Equipment	(275,558)	(339,700)	(339,700)	64,142	19%
Additions - Roads	(303,395)	(210,430)	(300,600)	(92,965)	(44%)
Additions - Car Parks	(70,686)	0	0	(70,686)	
Additions - Footpaths	(285,370)	(157,677)	(225,250)	(127,693)	(81%)
Additions - Drainage	(43,319)	(16,784)	(20,150)	(26,535)	(158%)
Additions - Parks & Reserves	(43,280)	(38,640)	(46,350)	(4,640)	(12%)
Additions - Miscellaneous	(124,893)	(70,000)	(70,000)	(54,893)	(78%)
Additions - Street Furniture	(341,933)	(383,332)	(460,000)	41,399	11%
Additions - Right of Ways	(66,735)	(50,890)	(72,700)	(15,845)	(31%)
Additions - Irrigation	(6,054)	(26,488)	(30,800)	20,434	77%
Proceeds from Disposal of Assets	8,745,565	8,214,930	8,214,930	530,635	(6%)
Proceeds from New Loans	0	0	0	0	
Principal Repayments/Disbursements	(365,759)	(365,759)	(365,759)	0	0%
Self Supporting Principal Repayments	23,906	35,237	35,237	(11,331)	32%
Transfer from Reserves	514,878	5,000	5,000	509,878	(10,198%)
Transfer to Reserves	(8,794,856)	(8,352,202)	(8,360,648)	(442,654)	(5%)
Total Capital Expense and Revenue	(1,894,867)	(2,021,053)	(2,353,944)	126,186	6%
Opening Surplus / (Deficit)	1,192,903	764,096	764,096	428,807	56%
Closing Surplus / (Deficit)	2,507,745	1,395,594	0	1,112,151	80%
AMOUNT REQUIRED FROM RATES	(8,895,510)	(8,764,379)	(8,764,379)	(131,131)	(1%)

TOWN OF COTTESLOE

OPERATING STATEMENT BY PROGRAM

FOR THE PERIOD ENDED 1 JULY 2014 TO 30 APRIL 2015

	2014-2015 Actual \$	2014-2015 YTD Budget \$	2014-2015 Budget \$	Variances Budget to YTD Actual \$	Variances Budget to YTD Actual %
Revenue from Ordinary Activities					
General Purpose Funding	9,389,045	9,284,086	9,400,729	104,959	1%
Governance	69,483	63,512	76,213	5,971	9%
Law, Order and Public Safety	30,372	17,830	18,980	12,542	70%
Health	80,734	77,810	80,310	2,924	4%
Education and Welfare	37,586	25,710	33,036	11,876	46%
Community Amenities	480,665	442,218	542,035	38,447	9%
Recreation and Culture	263,727	262,582	275,936	1,145	0%
Transport	639,275	745,724	831,237	(106,449)	(14%)
Economic Services	112,605	145,164	173,759	(32,559)	(22%)
Other Property and Services	4,653	500	600	4,153	831%
Total Operating Revenue	11,108,145	11,065,136	11,432,835	43,009	0%
Expenses from Ordinary Activities					
General Purpose Funding	(210,447)	(212,352)	(252,997)	1,905	1%
Governance	(588,647)	(625,105)	(800,733)	36,458	6%
Law, Order and Public Safety	(233,311)	(248,091)	(296,826)	14,780	6%
Health	(167,869)	(203,312)	(243,946)	35,443	17%
Education and Welfare	(269,724)	(192,862)	(219,900)	(76,862)	(40%)
Community Amenities	(2,748,284)	(2,832,652)	(3,375,922)	84,368	3%
Recreation and Culture	(2,696,595)	(2,614,980)	(2,964,734)	(81,615)	(3%)
Transport	(2,533,166)	(2,512,408)	(3,027,531)	(20,758)	(1%)
Economic Services	(291,296)	(353,278)	(392,585)	61,982	18%
Other Property and Services	42,628	17,640	26,481	24,988	(142%)
Total Operating Expenditure	(9,696,711)	(9,777,400)	(11,548,693)	80,689	1%
Borrowing Costs					
Governance	0	(250)	(300)	250	100%
Recreation and Culture	(247,865)	(340,518)	(340,518)	92,653	27%
Total Borrowing Costs	(247,865)	(340,768)	(340,818)	92,903	27%
Grants/Contributions for Asset Development					
Recreation and Culture	49,797	0	0	49,797	
Transport	75,182	0	0	75,182	
Total Grants/Contributions for Asset Development	124,979	0	0	124,979	
Profit/ (Loss) on Asset Disposal					
Governance	14	0	0	14	
Community Amenities	(30,774)	0	0	(30,774)	
Recreation and Culture	(16,366)	0	0	(16,366)	
Transport	(212,705)	0	0	(212,705)	
Economic Services	(5,030)	0	0	(5,030)	
Other Property and Services	8,241,938	7,900,000	7,900,000	341,938	4%
Total Profit/ (Loss) on Asset Disposal	7,977,077	7,900,000	7,900,000	77,077	
NET PROFIT OR LOSS	9,265,625	8,846,968	7,443,324	418,657	5%

TOWN OF COTTESLOE

OPERATING STATEMENT BY NATURE & TYPE

FOR THE PERIOD ENDED 1 JULY 2014 TO 30 APRIL 2015

	2014-2015 YTD Actual \$	2014-2015 YTD Budget \$	2014-2015 Budget \$	Variances Budget to Actual YTD \$	Variances Budget to Actual YTD %
Operating Revenue					
Rates	8,895,510	8,764,379	8,764,379	131,131	1%
Grants - Operating	229,517	116,395	163,800	113,122	97%
Fees & Charges	1,556,335	1,605,396	1,815,283	(49,061)	(3%)
Interest Earnt	246,792	384,106	463,900	(137,314)	(36%)
Other Revenue	179,991	194,860	225,473	(14,869)	(8%)
Total Operating Revenue	11,108,145	11,065,136	11,432,835	43,009	0%
Operating Expenditure					
Employee Costs	(3,132,069)	(3,108,067)	(3,727,930)	(24,002)	(1%)
Contractors and Materials	(3,494,528)	(3,524,625)	(4,311,454)	30,097	1%
Depreciation	(2,003,864)	(1,705,580)	(2,046,524)	(298,284)	(17%)
Insurance	(185,281)	(192,906)	(192,905)	7,625	4%
Interest Expense	(247,865)	(340,768)	(340,818)	92,903	27%
Utility Costs	(254,684)	(415,396)	(318,486)	160,712	39%
Other Expenses	(626,285)	(830,826)	(951,394)	204,541	25%
Total Operating Expenditure	(9,944,576)	(10,118,168)	(11,889,511)	173,592	2%
Grants/Contributions - Non Operating	124,979	0	0	124,979	
Profit on Asset Disposals	8,255,307	7,900,000	7,900,000	355,307	(4%)
Loss on Asset Disposals	(278,230)	0	0	(278,230)	
NET PROFIT OR LOSS	9,265,625	8,846,968	7,443,324	418,657	5%

TOWN OF COTTESLOE

STATEMENT OF FINANCIAL POSITION

FOR THE PERIOD 1 JULY 2014 TO 30 APRIL 2015

		2014-2015 YTD Actual	2013-2014 YTD Actual	2013-2014 Actual
CURRENT ASSETS				
Receivables				
	Rates	242,381	205,428	65,905
	Sundry Debtors	107,654	98,523	166,682
	Accrued Income	36,204	41,860	7,057
	Self Supporting Loans	11,331	0	35,237
Prepayments	Prepaid Expenses	0	0	31,214
Inventories	Inventories	41,624	41,554	41,624
Cash Assets				
	Municipal Account	327,127	48,611	115,740
	Till Floats	700	700	700
	Investment Account	877,206	276,278	355,468
	Term Investments	1,952,611	2,547,088	1,245,168
	Restricted - Reserves	9,462,923	1,219,196	1,182,945
	Restricted - Trust	709,050	651,834	651,814
		13,768,811	5,131,072	3,899,554
TOTAL CURRENT ASSETS				
CURRENT LIABILITIES				
Payables		267,021	202,196	120,377
Payable Trust		758,161	655,258	672,250
Accrued Expenses		761,630	832,293	695,840
Interest Bearing Liabilities		0	0	365,759
Provisions		689,307	628,829	683,621
		2,476,119	2,318,576	2,537,847
TOTAL CURRENT LIABILITIES				
NON CURRENT ASSETS				
Receivables				
	Deferred Rates & ESL	185,294	177,114	194,999
	Self Supporting Loans	256,620	291,857	256,620
	Sundry Debtors - Loans	54,777	0	0
Property Plant and Equipment				
	Furniture and Equipment	407,852	393,429	521,648
	Land and Buildings	44,938,689	14,750,035	45,535,947
	Plant and Equipment	652,823	678,861	672,185
	Equity Investments	1,034,684	1,055,826	1,034,684
Infrastructure				
	Roads	6,236,045	6,512,769	6,550,270
	Car Parks	801,906	763,456	759,019
	Footpaths	2,099,465	2,111,000	2,125,678
	Drainage	3,420,164	3,368,288	3,541,032
	Parks and Reserves	165,132	153,386	160,334
	Miscellaneous	894,657	735,289	820,600
	Street Furniture	603,151	332,055	319,535
	Right of Ways	313,884	254,077	263,748
	Irrigation	265,591	266,625	283,114
		62,330,734	31,844,067	63,039,413
TOTAL NON CURRENT ASSETS				

TOWN OF COTTESLOE
STATEMENT OF FINANCIAL POSITION
FOR THE PERIOD 1 JULY 2014 TO 30 APRIL 2015

	2014-2015 YTD Actual	2013-2014 YTD Actual	2013-2014 Actual
NON CURRENT LIABILITIES			
Interest Bearing Liabilities	5,147,371	5,513,130	5,147,371
Provisions	26,842	69,508	70,161
TOTAL NON CURRENT LIABILITIES	5,174,213	5,582,638	5,217,532
NET ASSETS	68,449,213	29,073,925	59,183,588
EQUITY			
Reserves - Cash Backed	9,474,983	1,219,232	1,182,945
Reserves - Asset Revaluation	29,047,860	239,554	29,047,860
Retained Surplus	29,926,370	27,615,139	28,952,783
TOTAL EQUITY	68,449,213	29,073,925	59,183,588
RESERVES - CASH BACKED			
Opening Balance	1,182,945	1,297,388	1,370,269
Transfer to Reserves	8,794,856	52,483	73,315
Transfer from Reserves	(514,878)	(130,639)	(260,639)
TOTAL RESERVES - CASH BACKED	9,462,923	1,219,232	1,182,945
RESERVES - ASSET REVALUATION			
Opening Balance	29,047,860	239,554	29,047,860
TOTAL RESERVES - ASSET REVALUATION	29,047,860	239,554	29,047,860
RETAINED SURPLUS			
Opening Balance	28,952,783	25,776,737	28,229,763
Change in Net Assets from Operations	9,265,625	1,760,246	535,696
Transfer from Reserve	514,878	130,639	260,639
Transfer to Reserve	(8,794,856)	(52,483)	(73,315)
TOTAL RETAINED SURPLUS	29,938,430	27,615,139	28,952,783
TOTAL EQUITY	68,449,213	29,073,925	59,183,588

TOWN OF COTTESLOE

SURPLUS/(DEFICIT) ANALYSIS

FOR THE PERIOD 1 JULY 2014 TO 30 APRIL 2015

	YTD Actual \$	2014 \$
Surplus/(Deficit)	<u>2,507,745</u>	<u>1,192,903</u>
<u>Comprises:</u>		
Cash - Unrestricted	3,108,533	1,641,641
Cash - Restricted	9,462,923	1,237,945
Rates - Current	242,381	69,230
Sundry Debtors	107,654	166,690
Accrued Income	36,204	7,057
Prepayments	0	31,214
GST Receivable	0	50,745
Loans - Clubs	11,331	35,237
Other Tax Debtors	0	512
Inventories		
- History Books	41,624	41,624
- Land Held for Resale	0	156,175
Less:		
Sundry Creditors	(267,021)	(103,312)
Accrued Expenses	(620,648)	(482,681)
Accrued Interest on Debentures	0	(97,489)
Accrued Salaries and Wages	(140,982)	(118,994)
Other Tax Liabilities	0	(68,334)
Current Employee Benefits Provision	(689,307)	(683,621)
Loans	0	(365,759)
Other	0	0
Net Current Assets	<u>11,292,692</u>	<u>1,517,880</u>
Less:		
Reserves - Restricted Cash	(9,462,923)	(1,182,945)
Land Held for Resale	0	(156,175)
Loans - Clubs	(11,331)	(35,237)
Add:		
Loans	0	365,759
Current Employee Benefits Provision	689,307	683,621
Surplus/(Deficit)	<u>2,507,745</u>	<u>1,192,903</u>

TOWN OF COTTESLOE

STATEMENT OF FINANCIAL ACTIVITY - VARIANCE ANALYSIS
FOR THE PERIOD ENDED 1 JULY 2014 TO 30 APRIL 2015

Note 2. VARIANCES (Report on material variances from the Statement of Financial Activity)

(Material variances are deemed to be greater than 15% or \$25,000)

OPERATING REVENUE

<u>Program/Nature & Type</u>	<u>YTD Actual</u> \$	<u>YTD Budget</u> \$	<u>Variance</u> \$	<u>Variance</u> %	<u>Impact of Variation</u>	<u>Main Factors</u> \$	<u>Manager</u>	<u>Officer</u>	<u>Main Factors Influencing Variance</u>
General Purpose Funding	493,535	519,707	(26,172)	(5%)	Increased revenue Reduced Revenue	113,370 (151,873)	FM FM	FM FM	Timing of instalment interest and administration charge on rates Reduced interest in investments
Law, Order & Public Safety	30,372	17,830	12,542	70%	Extra revenue	12,372	FM	FM	Increased revenue from registration fees
Education & Welfare	37,586	25,710	11,876	46%	Timing Extra Revenue	5,900 5,993	FM FM	FM FM	Timing of lease reimbursements Extra reimbursements
Community Amenities	480,665	442,218	38,447	9%	Extra Revenue	34,410	FM	FM	Extra Town Planning fees
Recreation & Culture	318,777	262,582	56,195	21%	Extra revenue matched with extra expenditure	49,797	MCCS	MCCS	Contribution towards structural works
Transport	722,558	745,724	(23,166)	(3%)	Reduced revenue Extra revenue matched with extra expenditure Carry forward from prior period	(113,672) 18,182	MCCS MCCS	SR MCCS	Reduced revenue from parking Contribution towards the new Depot storage bays
Economic Services	112,605	145,164	(32,559)	(22%)	Reduced revenue	57,000 (25,696)	MES MDS	MES BS	Grant funding from 2013/2014 Reduction in building licence application fees
Other Property & Services	8,246,592	7,900,500	346,092	4%	Timing	346,092	FM	FM	Extra revenue from the disposal of property

TOWN OF COTTESLOE

STATEMENT OF FINANCIAL ACTIVITY - VARIANCE ANALYSIS
FOR THE PERIOD ENDED 1 JULY 2014 TO 30 APRIL 2015

Note 2. VARIANCES (Report on material variances from the Statement of Financial Activity)

OPERATING EXPENDITURE

Program/Nature & Type	YTD Actual \$	YTD Budget \$	Variance \$	Variance %	Impact of Variation	Main Factors \$	Manager	Officer	Main Factors Influencing Variance
Governance	(588,647)	(625,352)	36,705	6%	Timing/Possible reduced expenditure 6% expenditure Timing/Possible reduced expenditure	13,616	FM	FM	Reduced administration overheads
Health	(167,869)	(203,312)	35,443	17%	Timing/Possible reduced expenditure Timing Timing/Possible reduced expenditure Timing	11,945 5,818	FM FM	FM FM	Reduced employee costs Timing of contractor expenditure
Education & Welfare	(269,724)	(192,862)	(76,862)	(40%)	Depreciation - Non Cash	5,000 4,839 (56,220)	PEHO FM FM	PEHO FM FM	Reduced legal expenses Reduced administration overheads Increased depreciation costs
Community Amenities	(2,779,058)	(2,832,652)	53,594	2%	Timing/Possible reduced expenditure Extra expenditure Mainly Timing	46,958 (36,407) 44,030	MDS MDS MDS	PEHO MDS SO	Timing, possible saving of waste contractors Extra contractors in Town Planning Timing of sustainability expenditures
Transport	(2,753,973)	(2,512,408)	(241,565)	(10%)	Non Cash	(220,807)	FM	FM	Non cash loss on disposal of assets
Economic Services	(296,326)	(353,278)	56,952	16%	Timing/Possible reduced expenditure	59,230	MDS	BS	Timing of contractor expenses
Other Property & Services	42,629	17,640	24,989	(142%)	Timing	24,989	FM	FM	Timing of allocations

TOWN OF COTTESLOE

STATEMENT OF FINANCIAL ACTIVITY - VARIANCE ANALYSIS
FOR THE PERIOD ENDED 1 JULY 2014 TO 30 APRIL 2015

Note 2. VARIANCES (Report on material variances from the Statement of Financial Activity)

NON CASH TRANSACTIONS

Program/Nature & Type	YTD Actual \$	YTD Budget \$	Variance \$	Variance %	Impact of Variation	Main Factors \$	Manager	Officer	Main Factors Influencing Variance
(Profit)/Loss on Asset Disposal	(7,977,077)	(7,900,000)	(77,077)	1%	Timing	7,900,000	FM	FM	Variation in profit/loss on sale/disposals
Movement in Non Current Receivables	(45,072)	-	(45,072)		Non cash adjustments	(45,072)	FM	FM	Movements in non current receivables
Movement in Employee Provisions	(37,633)	-	(37,633)		Non cash adjustments	(37,633)	FM	FM	Movements in employee entitlements
Depreciation	2,003,864	1,705,580	298,284	17%	Depreciation - Non Cash	298,284	FM	FM	Increased depreciation charges due to revaluation of buildings

TOWN OF COTTESLOE

STATEMENT OF FINANCIAL ACTIVITY - VARIANCE ANALYSIS
FOR THE PERIOD ENDED 1 JULY 2014 TO 30 APRIL 2015

Note 2. VARIANCES (Report on material variances from the Statement of Financial Activity)

CAPITAL EXPENDITURE AND INCOME

	YTD Actual	YTD Budget	Variance	Variance %	Impact of Variation	Main Factors	Manager	Officer	Main Factors Influencing Variance
	\$	\$	\$	%		\$			
- Furniture & Equipment	(9,000)	(30,546)	21,546	71%	Timing	21,546	FM	FM	Timing of expenditure
- Land & Buildings	(448,378)	(233,772)	(214,606)	(92%)	Additional expenditure part funded by third party Additional expenditure Timing Timing	(99,595) (256,584) 66,792 93,786	MCCS MES MES MES	FM MES MES MES	Remedial works to Sea View Golf Club Building Site development costs at the former Depot site Timing of works to the Lessor Hall Timing of Civic Centre restoration works
- Plant & Equipment	(275,558)	(339,700)	64,142	19%	Reduced expenditure partly offset by reduced income	64,142	MES	FM	Reduced expenditure on vehicles
- Infrastructure Roads	(303,395)	(210,430)	(92,965)	(44%)	Timing Extra expenditure	(45,234) (47,731)	MES MES	FM FM	Timing of expenditure Extra Blackspot works
- Infrastructure Car Parks	(70,686)	-	(70,686)		Extra expenditure to be part funded by third party	(70,686)	MES	FM	Car park construction works at Sea View Golf Club
- Infrastructure Footpaths	(285,370)	(157,677)	(127,693)	(81%)	Extra expenditure funded from reserves	(131,475)	MES	FM	Footpath works at napoleon street (\$128K) originally budgeted under street furniture construction
- Infrastructure Drainage	(43,319)	(16,784)	(26,535)	(158%)	Additional expenditure	(26,535)	MES	WS	Additional expenditure

TOWN OF COTTESLOE

STATEMENT OF FINANCIAL ACTIVITY - VARIANCE ANALYSIS
FOR THE PERIOD ENDED 1 JULY 2014 TO 30 APRIL 2015

Note 2. VARIANCES (Report on material variances from the Statement of Financial Activity)

CAPITAL EXPENDITURE AND INCOME (Continued)

	<u>YTD Actual</u>	<u>YTD Budget</u>	<u>Variance</u>	<u>Variance</u>	<u>Impact of Variation</u>	<u>Main Factors</u>	<u>Manager</u>	<u>Officer</u>	<u>Main Factors Influencing Variance</u>
	\$	\$	\$	%		\$			
- Infrastructure Miscellaneous	(124,893)	(70,000)	(54,893)	(78%)	Extra expenditure	(41,443)	MES	MES	Extra expenditure to move the storage bays from the former Depot site to sea view golf course
- Infrastructure Street Furniture	(341,933)	(383,332)	41,399	11%	Extra expenditure	41,399	MES	FM	Extra expenditure in the Town Centre
- Infrastructure Right Of Ways	(66,735)	(50,890)	(15,845)	(31%)	Timing	(15,845)	MES	FM	Timing of expenditure
- Infrastructure Irrigation	(6,054)	(26,488)	20,434	77%	Timing	20,434	MES	FM	Timing of expenditure

CAPITAL, NON CASH & RESERVE TRANSFERS (Cont'd)

	<u>YTD Actual</u>	<u>YTD Budget</u>	<u>Variance</u>	<u>Variance</u>	<u>Explanation</u>	<u>Manager</u>	<u>Officer</u>	<u>Main Factors Influencing Variance</u>	
	\$	\$	\$	%					
- Proceeds from Disposal of Assets	8,745,565	8,214,930	530,635	(6%)	Timing	530,635	MES	FM	Extra revenue from the disposal of property
<u>RESERVE TRANSFERS</u>									
- Transfers from Reserves	514,878	5,000	509,878	(10,198%)	Extra transfers from reserves	509,878	FM	FM	Extra transfers from reserves as per Budget Review
- Transfer to Reserves	(8,794,856)	(8,352,202)	(442,654)	(5%)	Reduced transfer to reserves	(442,654)	MES	FM	Extra revenue from the disposal of property

TOWN OF COTTESLOE

LIST OF ACCOUNTS PAID DURING APRIL 2015 AND PRESENTED TO A MEETING OF THE WORKS & CORPORATE SERVICES COMMITTEE HELD
ON 19 MAY 2015

CERTIFICATE OF CHIEF EXECUTIVE OFFICER



<u>Date</u>	<u>Payment Reference</u>	<u>Payee</u>	<u>Description</u>	<u>Amount</u>
1/04/2015	00025330	P M Knight	Cancelled cheque	\$ -
1/04/2015	00025334	Australia Post	Post office box renewal	\$ 277.00
1/04/2015	00025335	Smart Parking Ltd	Maintenance fees - Mar 15	\$ 2,727.00
1/04/2015	00025336	Telstra Corporation Limited	Usage Charges	\$ 1,348.70
1/04/2015	00025337	Town of Cottesloe	Farewell gift as per Council policy	\$ 280.00
1/04/2015	00025338	Colonial First State Rollover Fund	Superannuation contributions	\$ 218.62
1/04/2015	00025339	ING DIRECT Superannuation Fund	Superannuation contributions	\$ 87.04
1/04/2015	00025340	Suncorp Portfolio Services Ltd	Superannuation contributions	\$ 29.05
1/04/2015	00025341	WA Super	Superannuation contributions	\$ 16,528.99
9/04/2015	00025342	Alinta	Power Supply - Stack St Depot -19 Dec 14	\$ 50.80
9/04/2015	00025343	Department of Health WA	Back to Basics training course	\$ 50.00
9/04/2015	00025344	Landgate - VGO	Fortnightly valuations 14-27 Feb 15	\$ 108.27
9/04/2015	00025345	Synergy	Supply Fee - Marine Parade	\$ 20,727.20
9/04/2015	00025346	Water Corporation	Repair Work - Pennefather Lane	\$ 2,400.72
16/04/2015	00025347	BCITF	BCITF March 2015	\$ 20,010.92
16/04/2015	00025348	Jason Sign Makers	Three town centre revitalisation signs	\$ 92.40
16/04/2015	00025349	Landgate - VGO	Fortnightly valuations from 28 Feb - 13	\$ 274.86
16/04/2015	00025350	Synergy	Streetlight Charges - 28 Feb15 - 27 Mar	\$ 349.10
16/04/2015	00025351	Colonial First State Rollover Fund	Superannuation contributions	\$ 218.62
16/04/2015	00025352	HESTA Super Fund	Superannuation contributions	\$ 83.40
16/04/2015	00025353	ING DIRECT Superannuation Fund	Superannuation contributions	\$ 85.23
16/04/2015	00025354	Suncorp Portfolio Services Ltd	Superannuation contributions	\$ 52.66
16/04/2015	00025355	WA Super	Superannuation contributions	\$ 18,406.11

<u>Date</u>	<u>Payment Reference</u>	<u>Payee</u>	<u>Description</u>	<u>Amount</u>
22/04/2015	00025364	Colonial First State Rollover Fund	Superannuation contributions	\$ 218.62
22/04/2015	00025365	HESTA Super Fund	Superannuation contributions	\$ 27.80
22/04/2015	00025366	ING DIRECT Superannuation Fund	Superannuation contributions	\$ 88.83
22/04/2015	00025367	WA Super	Superannuation contributions	\$ 20,763.94
23/04/2015	00025368	Town of Cottesloe	Transfer funds	\$ 1,146.16
23/04/2015	00025369	Synergy	Streetlight Tariff Charge - 25 Feb - 24	\$ 10,965.03
23/04/2015	00025370	Telstra Corporation Limited	Mobile and Ipad - 28 Mar - 27 Apr 15	\$ 1,700.17
29/04/2015	00025378	Smart Parking Ltd	40 x Sensor Cups	\$ 560.00
29/04/2015	00025379	Telstra Corporation Limited	Usage Charges Apr15	\$ 1,315.22
29/04/2015	00025380	Town of Cottesloe	Reimbursement of Petty Cash	\$ 358.75
10/04/2015	859.98000-01	Australian Taxation Office	Business Activity Statement	\$ 412,009.55
1/04/2015	860.98000-01	Australian Taxation Office	Business Activity Statement	\$ 76,557.54
9/04/2015	861.1042-01	Recall Information Management Pty Ltd	Secure bin shredding	\$ 80.87
9/04/2015	861.1047-01	C Askew	Telephone Reimbursement	\$ 250.00
9/04/2015	861.1093-01	DORMA Australia Pty Ltd	Repair/service front door	\$ 324.50
9/04/2015	861.1361-01	Department of Transport	Vehicle search fees - Feb 15	\$ 2,104.95
9/04/2015	861.1496-01	Concut Pty Ltd	Maintenance - John Curtin pond	\$ 264.00
9/04/2015	861.1582-01	Snap Claremont	Plan printing	\$ 69.00
9/04/2015	861.1611-01	EJ Australia Pty Ltd	7xgalvanised drain grates	\$ 6,893.70
9/04/2015	861.1615-01	Armando Sports	Replacement basket ball ring and fitting	\$ 47.96
9/04/2015	861.1653-01	Chamberlain Dean Pty Ltd T/A Prime Recruitment	Temporary Depot Staff - WE 27 Mar 15	\$ 1,460.84
9/04/2015	861.1712-01	Direct Commercial Supplies	30 x jumbo toilet rolls	\$ 1,122.00
9/04/2015	861.1782-01	AECOM Australia Pty Ltd	Environmental audit fees	\$ 4,950.00
9/04/2015	861.1794-01	Express Salary Packaging Pty Ltd	GST on lease vehicle IEEEX663	\$ 17.46
9/04/2015	861.181-01	JR & A Hersey Pty Ltd	20 traffic cones, brake cleaner & rigger	\$ 1,277.93
9/04/2015	861.199-01	ADH Motorised Golf Cars & Utility	Service/repair club car 1DLV704	\$ 463.73
9/04/2015	861.26-01	Greenway Enterprises	3 Hedge Sheares & 2 Secateurs	\$ 433.31
9/04/2015	861.35-01	Cottesloe IGA	Supply for Training	\$ 54.53
9/04/2015	861.37-01	Staples Australia Pty Ltd	Stationary supplies	\$ 1,510.29
9/04/2015	861.38-01	Veolia Environmental Services	Removal of skip hook bin from old depot	\$ 203.91
9/04/2015	861.544-01	B M Pember	Consultancy on Authority	\$ 5,362.50
9/04/2015	861.62-01	Bunning's Group Ltd	Hardware supplies	\$ 115.34
9/04/2015	861.642-01	David Gray & Co Pty Ltd	4x10kg buckets of rabbit bait	\$ 454.08
9/04/2015	861.661-01	T-Quip	Service Kawasaki mule 1EPV 537	\$ 570.45
9/04/2015	861.674-01	Gronbek Security	3 Padlock- Anderson Pavilion	\$ 322.71
9/04/2015	861.79-01	Perth Irrigation Centre	Irrigation hardware supplies	\$ 28.35
9/04/2015	861.8-01	WA Hino	Replace/fit radiator - 2T water truck	\$ 3,797.95

<u>Date</u>	<u>Payment Reference</u>	<u>Payee</u>	<u>Description</u>	<u>Amount</u>
9/04/2015	861.82-01	Civica Pty Ltd	Upgrade Authority to V6.9-3 Environment	\$ 4,950.00
9/04/2015	861.85-01	Western Metropolitan Regional Council	Transfer station disposal fees	\$ 15,134.83
9/04/2015	861.89-01	Major Motors Pty Ltd	Service 2T truck 1DNF388	\$ 560.84
9/04/2015	861.891-01	Austral Mercantile Collections Pty Ltd	Sundry debt recovery fees	\$ 62.95
9/04/2015	861.91-01	Claremont Asphalt	Empty depot waste bays	\$ 2,420.00
9/04/2015	862.1774-01	Express Salary Packaging Pty Ltd	Payroll Deduction	\$ 902.98
9/04/2015	862.3-01	Department of Human Services	Payroll Deduction	\$ 214.80
9/04/2015	862.5-01	LGRCEU	Payroll Deduction	\$ 155.20
2/04/2015	863.1098-01	National Australia Bank Business Visa	Payroll Deduction	\$ 3,057.00
			- Online white card certification - \$50.00	
			- Receipt printer - \$565.40	
			- Membership fees \$400.30	
			- Tablecloths \$129.30	
			- Registration fees \$423.00	
			- Conference fees \$1,480.00	
			- Card fees \$9.00	
14/04/2015	864.1721-01	Business Fuel Cards Pty Ltd	Fuel for Custom Fleet Vehicle - Feb 15	\$ 7,352.99
16/04/2015	865.101-01	Airflow Maintenance Company	Diagnose/repair fault	\$ 640.10
16/04/2015	865.1099-01	O'Connor Lawnmower & Chainsaw Centre	Repairs	\$ 1,390.00
16/04/2015	865.1102-01	Betta Turf	25m Sir Walter & Bag of Turf Start	\$ 255.50
16/04/2015	865.111-01	Murphy's Electrical Company	Inspect all main beach lights	\$ 820.60
16/04/2015	865.1131-01	Globe Australia Pty Ltd	Hardware supplies	\$ 998.80
16/04/2015	865.114-01	Creation Landscape Supplies	Grey cement, plasterers sand & hylime	\$ 83.70
16/04/2015	865.1159-01	Light Application Pty Ltd	Callout - minor reprogramming dynalight	\$ 231.00
16/04/2015	865.122-01	Jackson McDonald Lawyers	Legal services	\$ 17,648.85
16/04/2015	865.1245-01	Nu-Trac Rural Contracting	Beach cleaning from 1 Jan - 31 Mar 15	\$ 11,286.00
16/04/2015	865.1247-01	Exclusive Water Features	Repairs - John Curtin pond	\$ 330.00
16/04/2015	865.139-01	Australia Post	Mail services	\$ 1,661.34
16/04/2015	865.1496-01	Concut Pty Ltd	Repairs to John Curtin pond	\$ 264.00
16/04/2015	865.159-01	John Parker Vactor Jet Rodding	Clean drains - various sites	\$ 2,376.00
16/04/2015	865.16-01	Presswise Publications	Cott page consultation fee 14 Mar 15	\$ 1,155.00
16/04/2015	865.1618-01	Power Industrial Supplies	Tools	\$ 473.00
16/04/2015	865.1657-01	Roadline Removal	Remove white lines from road	\$ 495.00
16/04/2015	865.1841-01	BMT Oceanica PTY LTD	Coastal monitoring - 21 Feb - 20 Mar 15	\$ 1,116.50
16/04/2015	865.1863-01	Perth Aquatic, Seed, & Ecological	Amendment /Upgrade - John Curtin Pond	\$ 1,711.33
16/04/2015	865.1871-01	All-Firm Pty Ltd	Installation of paving Napoleon St	\$ 36,863.64

<u>Date</u>	<u>Payment Reference</u>	<u>Payee</u>	<u>Description</u>	<u>Amount</u>
16/04/2015	865.1876-01	Whatever With Attitude Pty Ltd	Catering services	\$ 1,074.80
16/04/2015	865.1877-01	Department of Planning	DAP March 2015 as attached	\$ 3,503.00
16/04/2015	865.188-01	Bob Jane T-Mart	Tyres for Holden Colorado 1EIK730	\$ 829.00
16/04/2015	865.198-01	Australian Institute of Management	Training course	\$ 1,740.00
16/04/2015	865.35-01	Cottesloe IGA	Supplies for RSL Book Launch	\$ 70.57
16/04/2015	865.38-01	Veolia Environmental Services	Monthly site charge - depot skip bin	\$ 82.50
16/04/2015	865.48-01	Cannon Hygiene Australia Pty Ltd	Sanitary unit servicing for beach toilet	\$ 2,397.21
16/04/2015	865.580-01	St John Ambulance Australia (WA) Inc	Supply of Training - First Aid - 21 Apr	\$ 160.00
16/04/2015	865.593-01	Australia Post	Registered post labels	\$ 48.59
16/04/2015	865.62-01	Bunnings Group Ltd	Hardware supplies	\$ 118.10
16/04/2015	865.764-01	Pitney Bowes Australia Pty Ltd	Rental of folding machine	\$ 1,787.50
16/04/2015	865.79-01	Perth Irrigation Centre	Irrigation hardware supplies	\$ 208.49
16/04/2015	865.84-01	West Australian Local Government Association	Advertising charges	\$ 579.68
16/04/2015	865.85-01	Western Metropolitan Regional Council	Transfer station disposal fees	\$ 21,397.85
16/04/2015	865.87-01	Repco	Box of spark plugs	\$ 63.80
16/04/2015	865.91-01	Claremont Asphalt	Asphalt repairs	\$ 5,390.00
16/04/2015	865.914-01	Adcorp Australia Ltd	Advertisement for CEO	\$ 5,106.98
16/04/2015	865.955-01	Minuteman Press	Scan agendas & minutes Aug & Dec 14	\$ 412.90
16/04/2015	865.998-01	Road Signs Australia Pty Ltd	100 x Temporary Road markers	\$ 899.80
23/04/2015	866.1020-01	By Word of Mouth Pty Ltd	Catering services	\$ 412.50
23/04/2015	866.105-01	Active Transport & Tilt Tray Service	Towing charges	\$ 121.00
23/04/2015	866.1138-01	Kalamunda Fencing & Gatemakers	Supply/install black chain wire compound	\$ 5,150.20
23/04/2015	866.1200-01	Adams Coachlines	Cott Cat shuttle service - Mar 15	\$ 14,245.65
23/04/2015	866.132-01	Landfill Gas & Power Pty Ltd	Black Power Supply - 1 Mar - 1 Apr 15	\$ 3,444.12
23/04/2015	866.1522-01	Prospero Civil & Cadd Designs	Project manage Napoleon St	\$ 5,940.00
23/04/2015	866.1576-01	Edinger Real Estate	Monthly Lease Fee - Stack St Depot	\$ 16,840.19
23/04/2015	866.1583-01	Information Proficiency	Records management services	\$ 233.75
23/04/2015	866.1653-01	Chamberlain Dean Pty Ltd	Temporary services	\$ 1,460.84
23/04/2015	866.1694-01	B & B Waste Contractors Pty Ltd	Greenwaste collection for Mar 15	\$ 28,380.00
23/04/2015	866.17-01	Post Newspaper Pty Ltd	14/15 Cott page publication	\$ 1,430.00
23/04/2015	866.1794-01	Express Salary Packaging Pty Ltd	GST on lease vehicle 1EEX663	\$ 17.46
23/04/2015	866.1876-01	Whatever With Attitude Pty Ltd	Catering Service	\$ 656.00
23/04/2015	866.1883-01	Department of Local Government	Metropolitan LG Reform - return unspent grant monies	\$ 34,478.40
23/04/2015	866.19-01	McLeod's Barristers & Solicitors	Legal services	\$ 4,893.43
23/04/2015	866.35-01	Cottesloe IGA	Catering supplies	\$ 26.81
23/04/2015	866.37-01	Staples Australia Pty Ltd	Hardware supplies	\$ 767.80
23/04/2015	866.49-01	Charles Service Company	Cleaning Service - March 2015	\$ 5,228.44

<u>Date</u>	<u>Payment Reference</u>	<u>Payee</u>	<u>Description</u>	<u>Amount</u>
23/04/2015	866.505-01	Melville Mazda	Service Mazda 6	\$ 451.40
23/04/2015	866.525-01	GC Sales (WA)	Bin parts	\$ 990.00
23/04/2015	866.526-01	Zipform Pty Ltd	Printing services	\$ 1,012.55
23/04/2015	866.62-01	Bunning's Group Ltd	Hardware Supplies	\$ 102.29
23/04/2015	866.645-01	Cobblestone Concrete	Reinstate Crossover - Vera St	\$ 1,320.00
23/04/2015	866.656-01	Surf Life Saving Western Australia	Lifeguard Contract April 15	\$ 30,344.28
23/04/2015	866.759-01	Adshel Street Furniture Pty Ltd	Waste contract fees	\$ 1,259.50
23/04/2015	866.79-01	Perth Irrigation Centre	Box for UV Filter - John Curtin Pond	\$ 220.17
23/04/2015	866.791-01	Sculpture by the Sea	Acquisitions 2015 - Lucky Country & Sea Anemone	\$ 70,000.00
23/04/2015	866.84-01	West Australian Local Government Association	Advertising charges	\$ 1,922.39
23/04/2015	866.85-01	Western Metropolitan Regional Council	Transfer Station Disposal fees	\$ 6,350.34
23/04/2015	866.88-01	Managed IT Pty Ltd	Mobile Device Management Plan Apr - Jun	\$ 9,837.06
23/04/2015	866.89-01	Major Motors Pty Ltd	Service - 3 T Truck - 1DNF376	\$ 180.00
23/04/2015	866.931-01	Zurich Australian Insurance Limited	Insurance Excess	\$ 300.00
23/04/2015	866.998-01	Road Signs Australia Pty Ltd	Signs	\$ 145.20
24/04/2015	867.1774-01	Express Salary Packaging Pty Ltd	Payroll Deduction	\$ 902.98
24/04/2015	867.3-01	Department of Human Services	Payroll Deduction	\$ 214.80
24/04/2015	867.5-01	LGRCEU	Payroll Deduction	\$ 174.60
30/04/2015	869.101-01	Airflow Maintenance Company	Maintenance - 27 Jan 15	\$ 748.00
30/04/2015	869.1020-01	By Word of Mouth Pty Ltd	Catering services	\$ 863.50
30/04/2015	869.1083-01	Zip Heaters (Aust) Pty Ltd	Diagnose/repair water dispenser	\$ 595.99
30/04/2015	869.1131-01	Globe Australia Pty Ltd	Supply & Apply Primo	\$ 1,116.50
30/04/2015	869.114-01	Creation Landscape Supplies	Supply sand	\$ 38.00
30/04/2015	869.117-01	Department of the Premier & Cabinet	Publish Local Planning Scheme No 3 Amendments	\$ 270.72
30/04/2015	869.1473-01	Eco Resources Pty Ltd	Receive waste/rubble from Council Depot	\$ 2,046.00
30/04/2015	869.1479-01	Environmental Wastewater C S Pty Ltd	Street sweeping from 1 Jan - 31 Mar 15	\$ 5,759.33
30/04/2015	869.1539-01	Ross McLoughlin Consulting Surveyor	Survey Setout Napoleon Street	\$ 1,650.00
30/04/2015	869.1582-01	Snap Claremont	Plan Printing Copied - A1 Forrest St	\$ 62.75
30/04/2015	869.1589-01	iCLOUD Services	6 months support	\$ 1,179.20
30/04/2015	869.16-01	Presswise Publications	Cott page consultation fee 11 Apr 15	\$ 1,155.00
30/04/2015	869.1653-01	Chamberlain Dean Pty Ltd	Depot Temporary Staff	\$ 3,265.42
30/04/2015	869.1723-01	Perthwaste Green Recycling	Domestic/Commercial Waste Disposal fees	\$ 68,337.35
30/04/2015	869.1742-01	Onsite Rentals Pty Ltd	Three extra portaloos - Sculpture by the Sea	\$ 4,972.00
30/04/2015	869.1765-01	Datacom Systems WA	Renewal of Vecam Licensing	\$ 3,015.29
30/04/2015	869.1863-01	Perth Aquatic, Seed, & Ecological	Re-coat of John Curtin Pond	\$ 3,300.00
30/04/2015	869.1874-01	Hewshott International	Sound monitoring on 7 & 21 Mar 15	\$ 1,870.00
30/04/2015	869.1882-01	McGREGOR SURVEYS Pty Ltd	Cottesloe Coastal Monitoring Survey	\$ 3,437.50

<u>Date</u>	<u>Payment Reference</u>	<u>Payee</u>	<u>Description</u>	<u>Amount</u>
30/04/2015	869.1884-01	Ernest C Boswarva	Consultant Fee - staff training	\$ 1,800.00
30/04/2015	869.1890-01	Crowne Plaza Melbourne	Accommodation fees	\$ 744.30
30/04/2015	869.205-01	Cottesloe News Delivery	Daily Newspaper Delivery	\$ 58.80
30/04/2015	869.24-01	Iron Mountain Australia Pty Ltd	Offsite Storage of Records - March 15	\$ 155.11
30/04/2015	869.29-01	Fuji Xerox Australia Pty Ltd	Contract X415220 Consumption - March 15	\$ 492.45
30/04/2015	869.35-01	Cottesloe IGA	Milk Supply	\$ 109.03
30/04/2015	869.540-01	Kerb Doctor	Re-instate kerbing	\$ 440.00
30/04/2015	869.608-01	Stewie Valentine Painting Service	Painting services	\$ 6,495.50
30/04/2015	869.62-01	Bunning's Group Ltd	Hardware supplies	\$ 232.80
30/04/2015	869.77-01	Galvins Plumbing Supplies	Plumbing supplies	\$ 109.40
30/04/2015	869.78-01	Roads 2000	Resurface Forrest St, Broome St - Curtin	\$ 105,411.87
30/04/2015	869.85-01	Western Metropolitan Regional Council	Transfer station disposal fees	\$ 10,747.65
30/04/2015	869.89-01	Major Motors Pty Ltd	Service HINO 2t Truck - 1DNF388	\$ 676.67
30/04/2015	869.982-01	Titan Ford	30,000km service 1EHO 255	\$ 706.00
1/04/2015	00025316	Bellcourt Property Group	Overpayment Refund	\$ 655.91
1/04/2015	00025317	Michael Moffat	Overpayment Refund	\$ 75.00
1/04/2015	00025318	P J & L M Snowball	Overpayment Refund	\$ 649.86
1/04/2015	00025319	Turquoise Development Pty Ltd	Bond refund	\$ 1,000.00
1/04/2015	00025320	Ocean Stone Homes Pty Ltd	Bond refund	\$ 1,000.00
1/04/2015	00025321	Peter Bodeker Construction	Bond refund	\$ 1,500.00
1/04/2015	00025322	L G Douglas	Bond refund	\$ 1,000.00
1/04/2015	00025323	URBAN Media Australia Pty Ltd Level	Bond refund	\$ 2,000.00
1/04/2015	00025324	J Morrison 14 Bindaring Parade	Bond refund	\$ 200.00
1/04/2015	00025325	J R Simpson 15A Webb Street	Bond refund	\$ 4,600.00
1/04/2015	00025326	Ocean Stone Homes Pty Ltd	Bond refund	\$ 1,000.00
1/04/2015	00025327	National Estate Builder (WA) Pty Ltd	Bond refund	\$ 1,000.00
1/04/2015	00025328	C & R Goh	Refund of Parking Bay Hire	\$ 156.00
1/04/2015	00025329	M McCormack	Overpayment Refund	\$ 150.00
1/04/2015	00025331	T G Lyons	Overpayment Refund	\$ 165.84
1/04/2015	00025332	P Hart	Bond Refund	\$ 200.00
1/04/2015	00025333	Jane Morrison	Refund of Hall Booking	\$ 255.00
16/04/2015	00025356	B F Seeber	Bond Refund	\$ 1,000.00
16/04/2015	00025357	B & F Gaze	Bond Refund	\$ 1,000.00
16/04/2015	00025358	D T Norris	Bond Refund	\$ 200.00
16/04/2015	00025359	Webb & Brown Neaves Pty Ltd	Bond Refund	\$ 1,000.00
16/04/2015	00025360	Ocean Stone Homes Pty Ltd	Bond Refund	\$ 814.00
16/04/2015	00025361	Sam Mutch	Refund of simple ceremony booking	\$ 475.00

<u>Date</u>	<u>Payment Reference</u>	<u>Payee</u>	<u>Description</u>	<u>Amount</u>
16/04/2015	00025362	P M McKnight	Overpayment refund of rates	\$ 986.03
16/04/2015	00025363	Marcus L Wilkinson	Bond refund	\$ 1,000.00
24/04/2015	00025371	R P G Simons	Overpayment Refund	\$ 118.96
24/04/2015	00025372	G M Kordic	Overpayment Refund	\$ 127.70
24/04/2015	00025373	M M Koblenz	Overpayment Refund	\$ 310.00
24/04/2015	00025374	K Kelly	Balance of Pro-Rate Refund - Dinning Inspection Fe	\$ 853.56
24/04/2015	00025375	Softwood Timbervyards	Bond refund	\$ 1,000.00
24/04/2015	00025376	R P G Simons	Bond refund	\$ 1,500.00
24/04/2015	00025377	D J Lambert	Bond refund	\$ 1,000.00
29/04/2015	00025381	Atlantic Pools	Refund of fees	\$ 147.00
29/04/2015	00025382	L Sutherland	Bond refund	\$ 140.00
1/04/2015		National Australia Bank	Bank fees	\$ 379.12
8/04/2015		Town of Cottesloe Staff	Fortnightly payroll	\$ 85,020.43
13/04/2015		Dishonoured item	Parking fine	\$ 100.00
15/04/2015		National Australia Bank	Bank fees	\$ 68.55
22/04/2015		Town of Cottesloe Staff	Fortnightly payroll	\$ 88,264.67
30/04/2015		National Australia Bank	Bank fees	\$ 11.04
30/04/2015		National Australia Bank	Bank fees	\$ 80.36
30/04/2015		National Australia Bank	Bank fees	\$ 190.40
30/04/2015		National Australia Bank	Bank fees	\$ 337.78
30/04/2015		National Australia Bank	Bank fees	\$ 506.43
30/04/2015		National Australia Bank	Transfer to investment account	\$ 500,000.00
TOTAL				<u>\$ 1,986,336.30</u>

Pursuant to Regulation of 13(4) of the local Government (Financial Management) Regulations the total of all other outstanding accounts for payment as at the date of this payment listing being prepared is \$267,021.15

I hereby certify that the above schedule of accounts totalling \$1,986,336.30 as submitted to the Works & Corporate Services Committee meeting held on 19 May 2015

Signed (Chairperson of the Works & Corporate Services Committee)

TOWN OF COTTESLOE
RESERVES - CASH BACKED INVESTMENTS
FOR THE PERIOD ENDING 30 APRIL 2015

	2014-2015 ACTUAL \$	2014-2015 BUDGET \$
1 Area Improvement		
Purpose: To fund the cost of improving facilities within the Municipality.		
Opening Balance	34	-
Transfer to Reserves	-	-
Transfer from Reserves	-	-
	34	-
2 Waste Management Reserve		
Purpose: To fund the improvement, replacement and expansion of waste management plant, equipment, facilities and services.		
Opening Balance	-	10,053
Transfer to Reserves	-	2,627
Transfer from Reserves	-	-
Closing Balance	-	12,680
3 Parking Reserve		
Purpose: To set aside funds from developers for the development of parking facilities		
Opening Balance	10,024	14,845
Transfer to Reserves	237	520
Transfer from Reserves	-	-
Closing Balance	10,261	15,365
4 Leave Reserve		
Purpose: To set asides funds to assist with the funding of unexpected employee entitlements		
Opening Balance	175,249	174,514
Transfer to Reserves	4,127	6,108
Transfer from Reserves	-	-
Closing Balance	179,376	180,622
5 Civic Centre Reserve		
Purpose: To fund the cost of upgrading the civic centre.		
Opening Balance	342	1,410
Transfer to Reserves	30,067	42
Transfer from Reserves	-	(1,452)
Closing Balance	30,409	-
6 Property Reserve		
Purpose: To contribute towards future property construction/renewal.		
Opening Balance	378,993	310,441
Transfer to Reserves	8,925	13,410
Transfer from Reserves	-	-
Closing Balance	387,918	323,851

TOWN OF COTTESLOE
RESERVES - CASH BACKED INVESTMENTS
FOR THE PERIOD ENDING 30 APRIL 2015

	2014-2015 ACTUAL \$	2014-2015 BUDGET \$
7 Infrastructure Reserve		
Purpose: To contribute towards future infrastructure construction/renewal.		
Opening Balance	298,439	349,114
Transfer to Reserves	72,157	12,219
Transfer from Reserves	-	-
Closing Balance	<u>370,596</u>	<u>361,333</u>
8 Unspent Grants/Funds Reserve		
Purpose: To account for unspent grants/funds at year end		
Opening Balance	258	-
Transfer to Reserves	6	-
Transfer from Reserves	-	-
Closing Balance	<u>264</u>	<u>-</u>
9 Legal Reserve		
Purpose: To provide funds to provide for legal expenses		
Opening Balance	65,481	65,211
Transfer to Reserves	1,542	2,282
Transfer from Reserves	-	-
Closing Balance	<u>67,023</u>	<u>67,493</u>
10 Parking Facilities Reserve		
Purpose: To provide funds to provide for parking facilities		
Opening Balance	150,303	151,132
Transfer to Reserves	3,539	5,290
Transfer from Reserves	-	-
Closing Balance	<u>153,842</u>	<u>156,422</u>
11 Sustainability Reserve		
Purpose: To fund new or enhance existing Sustainability initiatives within the Town of Cottesloe		
Opening Balance	20,382	19,782
Transfer to Reserves	7,995	8,192
Transfer from Reserves	-	(5,000)
Closing Balance	<u>28,377</u>	<u>22,974</u>
11 Depot Funds Reserve		
Purpose: To fund the improvement of infrastructure within the suburb of Cottesloe		
Opening Balance	-	-
Transfer to Reserves	8,666,260	8,310,000
Transfer from Reserves	(514,878)	-
Closing Balance	<u>8,151,382</u>	<u>8,310,000</u>
Sub Total	<u>9,379,481</u>	<u>9,450,740</u>

TOWN OF COTTESLOE
RESERVES - CASH BACKED INVESTMENTS
FOR THE PERIOD ENDING 30 APRIL 2015

	2014-2015 ACTUAL \$	2014-2015 BUDGET \$
12 Combined Library Reserve		
Purpose: To fund improvements at the Library		
Opening Balance	83,441	-
Transfer to Reserves	-	-
Transfer from Reserves	-	-
	<u>83,441</u>	<u>-</u>
TOTAL RESERVES	<u><u>9,462,922</u></u>	<u><u>9,450,740</u></u>

TOWN OF COTTESLOE

INVESTMENTS

SCHEDULE OF INVESTMENTS HELD AS AT 30 APRIL 2015

BANK	RATE %	TERM	MATURITY DATE	MUNICIPAL INVESTMENTS	RESERVE FUND	COMMENTS
				\$	\$	
NATIONAL AUSTRALIA BANK	3.00%	92 DAYS	30-Jun-15	5,591.46		COTTESLOE PRIMARY SCHOOL
NATIONAL AUSTRALIA BANK	3.00%	92 DAYS	30-Jun-15	5,533.29		NORTH COTT PRIMARY SCHOOL
NATIONAL AUSTRALIA BANK	2.99%	92 DAYS	30-Jun-15	458,798.48		TERM INVESTMENT
WESTPAC	2.92%	90 DAYS	13-Jul-15	484,871.39		TERM INVESTMENT
NATIONAL AUSTRALIA BANK	3.15%	91 DAYS	12-May-15	508,605.21		TERM INVESTMENT
COMMONWEALTH BANK OF AUSTRALIA	2.93%	97 DAYS	30-Jun-15	489,211.41		TERM INVESTMENT
WESTPAC	2.80%	92 DAYS	30-Jun-15		79,396.11	RESERVE FUND INVESTMENTS
BANKWEST	3.00%	105 DAYS	30-Jun-15		159,191.80	RESERVE FUND INVESTMENTS
NATIONAL AUSTRALIA BANK	3.15%	90 DAYS	11-May-15		375,864.21	RESERVE FUND INVESTMENTS
BANKWEST	2.80%	90 DAYS	6-Jul-15		1,804,638.08	RESERVE FUND INVESTMENTS
BANKWEST	2.80%	90 DAYS	6-Jul-15		1,804,638.08	RESERVE FUND INVESTMENTS
NATIONAL AUSTRALIA BANK	3.10%	89 DAYS	3-Jun-15		1,800,000.00	RESERVE FUND INVESTMENTS
WESTPAC	3.09%	91 DAYS	5-Jun-15		1,800,000.00	RESERVE FUND INVESTMENTS
COMMONWEALTH BANK OF AUSTRALIA	2.90%	92 DAYS	8-Jul-15		1,453,253.56	RESERVE FUND INVESTMENTS
NATIONAL AUSTRALIA BANK	2.99%	89 DAYS	30-Jun-15		102,500.00	RESERVE FUND INVESTMENTS
TOTAL				\$1,952,611.24	\$9,379,481.84	

BANK	\$	%
NATIONAL AUSTRALIA BANK	\$3,256,892.65	28.74
WESTPAC BANKING CORPORATION	\$2,364,267.50	20.86
BANKWEST	\$3,768,467.96	33.25
COMMONWEALTH BANK OF AUSTRALIA	\$1,942,464.97	17.14
TOTAL	\$11,332,093.08	100.00

TOWN OF COTTESLOE

LOANS

SCHEDULE OF LOANS HELD AS AT 30 APRIL 2015

BANK	REF NO.	RATE %	PERIOD	MATURITY DATE	BALANCE OWING	LAST INSTALMENT DATE	NEXT INSTALMENT DATE	CURRENT LIABILITY	NON-CURRENT LIABILITY	COMMENTS
WA TREASURY	105	6.22%	15 YEARS	6-Oct-23	\$256,620.19	6-Apr-15	6-Oct-15	\$0.00	\$256,620.19	SEA VIEW GOLF CLUB
WA TREASURY	106	5.25%	10 YEARS	3-Apr-19	\$740,674.67	3-Apr-15	5-Oct-15	\$0.00	\$740,674.67	CAPITAL PROJECT - CIVIC CENTRE
WA TREASURY	107	6.51%	20 YEARS	16-Sep-29	\$4,150,077.15	16-Mar-15	16-Sep-15	\$0.00	\$4,150,077.15	CAPITAL PROJECT - JOINT LIBRARY
					<u>\$5,147,372.01</u>			<u>\$0.00</u>	<u>\$5,147,372.01</u>	
LOANS TO OTHER ENTITIES										
LOANS FOR TOC										
					\$256,620.19			\$0.00	\$256,620.19	
					\$4,890,751.82			\$0.00	\$4,890,751.82	
					<u>\$5,147,372.01</u>			<u>\$0.00</u>	<u>\$5,147,372.01</u>	

TOWN OF COTTESLOE

SUNDRY DEBTORS REPORT AS AT 30 APRIL 2015

<u>Debtor Number</u>		<u>3+ Months</u>	<u>2+ Months</u>	<u>1+ Month</u>	<u>Current</u>	<u>Balance</u>	<u>Status</u>
174	Reimbursement	\$5,923.50	\$0.00	\$0.00	\$0.00	\$5,923.50	Statement sent
403	Venue hire	\$5,195.00	\$1,250.00	\$0.00	\$5,020.00	\$11,465.00	Statement sent
115	Reimbursement etc	\$5,000.00	\$0.00	\$0.00	\$729.56	\$5,729.56	Arrangement
311	Lease fees etc	\$3,218.28	\$24,630.73	\$0.00	\$3,218.28	\$31,067.29	Statement sent
12	Waste collection charges	\$3,078.40	\$0.00	\$0.00	\$1,539.20	\$4,617.60	Statement sent
442	Health license fees	\$2,900.00	\$0.00	\$0.00	\$0.00	\$2,900.00	Paid 04-05-15
440	Waste collection charges	\$2,498.60	\$0.00	\$0.00	\$1,249.30	\$3,747.90	Statement sent
498	Reinstatement charges	\$1,311.20	\$0.00	\$0.00	\$0.00	\$1,311.20	Debt recovery
293	Venue hire	\$950.00	\$0.00	\$0.00	\$0.00	\$950.00	Debt recovery
491	Waste collection charges	\$910.00	\$0.00	\$0.00	\$455.00	\$1,365.00	Statement sent
538	Removal of debris	\$737.00	\$0.00	\$0.00	\$0.00	\$737.00	Statement sent
444	Waste collection charges	\$455.00	\$0.00	\$0.00	\$455.00	\$910.00	Statement sent
530	Waste collection charges	\$225.00	\$0.00	\$0.00	\$644.67	\$869.67	Statement sent
507	Waste collection charges	\$159.90	\$0.00	\$0.00	\$159.90	\$319.80	Statement sent
74	Waste collection charges	\$134.21	\$0.00	\$0.00	\$0.00	\$134.21	Statement sent
123	Waste collection charges	\$124.93	\$0.00	\$0.00	\$124.93	\$249.86	Statement sent
106	Waste collection charges	\$6.92	\$0.00	\$0.00	\$0.00	\$6.92	Statement sent
550	Waste collection charges	\$0.00	\$245.57	\$1,874.65	\$488.40	\$2,608.62	Statement sent
176	Reimbursement	\$0.00	\$0.00	\$402.00	\$99.00	\$501.00	Current
553	Venue hire	\$0.00	\$0.00	\$200.00	\$0.00	\$200.00	Current
95	Waste collection charges	\$0.00	\$0.00	\$100.00	\$789.62	\$889.62	Current
4	Waste collection charges	\$0.00	\$0.00	\$0.00	\$214.89	\$214.89	Current
11	Waste collection charges	\$0.00	\$0.00	\$0.00	\$339.82	\$339.82	Current
20	Waste collection charges	\$0.00	\$0.00	\$0.00	\$249.86	\$249.86	Current
21	Waste collection charges	\$0.00	\$0.00	\$0.00	\$339.82	\$339.82	Current
26	Waste collection charges	\$0.00	\$0.00	\$0.00	\$539.76	\$539.76	Current
29	Waste collection charges	\$0.00	\$0.00	\$0.00	\$269.88	\$269.88	Current
33	Waste collection charges	\$0.00	\$0.00	\$0.00	\$1,019.46	\$1,019.46	Current
34	Waste collection charges	\$0.00	\$0.00	\$0.00	\$339.82	\$339.82	Current
35	Waste collection charges	\$0.00	\$0.00	\$0.00	\$124.93	\$124.93	Current
40	Waste collection charges	\$0.00	\$0.00	\$0.00	\$539.76	\$539.76	Current
41	Waste collection charges	\$0.00	\$0.00	\$0.00	\$1,219.40	\$1,219.40	Current
44	Waste collection charges	\$0.00	\$0.00	\$0.00	\$799.50	\$799.50	Current
47	Waste collection charges	\$0.00	\$0.00	\$0.00	\$374.79	\$374.79	Current
52	Waste collection charges	\$0.00	\$0.00	\$0.00	\$249.86	\$249.86	Current

TOWN OF COTTESLOE

SUNDRY DEBTORS REPORT AS AT 30 APRIL 2015

<u>Debtor Number</u>		<u>3+ Months</u>	<u>2+ Months</u>	<u>1+ Month</u>	<u>Current</u>	<u>Balance</u>	<u>Status</u>
55	Waste collection charges	\$0.00	\$0.00	\$0.00	\$499.72	\$499.72	Current
62	Waste collection charges	\$0.00	\$0.00	\$0.00	\$124.93	\$124.93	Current
63	Waste collection charges	\$0.00	\$0.00	\$0.00	\$179.92	\$179.92	Current
73	Waste collection charges	\$0.00	\$0.00	\$0.00	\$3,158.22	\$3,158.22	Current
78	Waste collection charges	\$0.00	\$0.00	\$0.00	\$429.78	\$429.78	Current
81	Waste collection charges	\$0.00	\$0.00	\$0.00	\$207.60	\$207.60	Current
83	Waste collection charges	\$0.00	\$0.00	\$0.00	\$519.74	\$519.74	Current
92	Waste collection charges	\$0.00	\$0.00	\$0.00	\$89.96	\$89.96	Current
94	Waste collection charges	\$0.00	\$0.00	\$0.00	\$89.96	\$89.96	Current
98	Waste collection charges	\$0.00	\$0.00	\$0.00	\$124.93	\$124.93	Current
101	Waste collection charges	\$0.00	\$0.00	\$0.00	\$539.76	\$539.76	Current
105	Waste collection charges	\$0.00	\$0.00	\$0.00	\$89.96	\$89.96	Current
107	Waste collection charges	\$0.00	\$0.00	\$0.00	\$449.80	\$449.80	Current
113	Waste collection charges	\$0.00	\$0.00	\$0.00	\$910.00	\$910.00	Current
114	Waste collection charges	\$0.00	\$0.00	\$0.00	\$179.92	\$179.92	Current
116	Waste collection charges	\$0.00	\$0.00	\$0.00	\$124.93	\$124.93	Current
119	Waste collection charges	\$0.00	\$0.00	\$0.00	\$89.96	\$89.96	Current
132	Waste collection charges	\$0.00	\$0.00	\$0.00	\$209.82	\$209.82	Current
133	Waste collection charges	\$0.00	\$0.00	\$0.00	\$544.96	\$544.96	Current
164	Waste collection charges	\$0.00	\$0.00	\$0.00	\$159.90	\$159.90	Current
245	Waste collection charges	\$0.00	\$0.00	\$0.00	\$1,069.38	\$1,069.38	Current
261	Waste collection charges	\$0.00	\$0.00	\$0.00	\$89.96	\$89.96	Current
298	Waste collection charges	\$0.00	\$0.00	\$0.00	\$679.64	\$679.64	Current
299	Waste collection charges	\$0.00	\$0.00	\$0.00	\$159.90	\$159.90	Current
315	Waste collection charges	\$0.00	\$0.00	\$0.00	\$124.93	\$124.93	Current
347	Waste collection charges	\$0.00	\$0.00	\$0.00	\$89.96	\$89.96	Current
351	Waste collection charges	\$0.00	\$0.00	\$0.00	\$89.96	\$89.96	Current
352	Waste collection charges	\$0.00	\$0.00	\$0.00	\$249.86	\$249.86	Current
410	Waste collection charges	\$0.00	\$0.00	\$0.00	\$89.96	\$89.96	Current
416	Waste collection charges	\$0.00	\$0.00	\$0.00	\$124.93	\$124.93	Current
424	Waste collection charges	\$0.00	\$0.00	\$0.00	\$159.90	\$159.90	Current
429	Waste collection charges	\$0.00	\$0.00	\$0.00	\$89.96	\$89.96	Current
431	Waste collection charges	\$0.00	\$0.00	\$0.00	\$124.93	\$124.93	Current
445	Waste collection charges	\$0.00	\$0.00	\$0.00	\$89.96	\$89.96	Current
448	Waste collection charges	\$0.00	\$0.00	\$0.00	\$356.70	\$356.70	Current

TOWN OF COTTESLOE

SUNDRY DEBTORS REPORT AS AT 30 APRIL 2015

<u>Debtor Number</u>		<u>3+ Months</u>	<u>2+ Months</u>	<u>1+ Month</u>	<u>Current</u>	<u>Balance</u>	<u>Status</u>
453	Waste collection charges	\$0.00	\$0.00	\$0.00	\$214.89	\$214.89	Current
479	Waste collection charges	\$0.00	\$0.00	\$0.00	\$749.58	\$749.58	Current
481	Waste collection charges	\$0.00	\$0.00	\$0.00	\$48.05	\$48.05	Current
495	Waste collection charges	\$0.00	\$0.00	\$0.00	\$822.38	\$822.38	Current
496	Waste collection charges	\$0.00	\$0.00	\$0.00	\$89.96	\$89.96	Current
502	Waste collection charges	\$0.00	\$0.00	\$0.00	\$89.96	\$89.96	Current
504	Waste collection charges	\$0.00	\$0.00	\$0.00	\$34.97	\$34.97	Current
514	Waste collection charges	\$0.00	\$0.00	\$0.00	\$227.50	\$227.50	Current
542	Waste collection charges	\$0.00	\$0.00	\$0.00	\$678.24	\$678.24	Current
545	Waste collection charges	\$0.00	\$0.00	\$0.00	\$179.92	\$179.92	Current
551	Waste collection charges	\$0.00	\$0.00	\$0.00	\$89.96	\$89.96	Current
561	Waste collection charges	\$0.00	\$0.00	\$0.00	\$184.28	\$184.28	Current
562	Waste collection charges	\$0.00	\$0.00	\$0.00	\$355.57	\$355.57	Current
90	Waste collection charges	-\$81.25	\$0.00	\$0.00	\$0.00	-\$81.25	Current
45	Waste collection charges	-\$1,346.09	\$1,068.72	\$0.00	\$749.58	\$472.21	Current
98000	Business Activity Statement	\$0.00	\$0.00	\$0.00	\$8,059.05	\$8,059.05	Current
Sub Total		\$31,400.60	\$27,195.02	\$2,576.65	\$46,482.00	\$107,654.27	
	115 Loan Debtor etc	\$54,777.00	\$0.00	\$0.00	\$0.00	\$54,777.00	Long term agreement
Sub Total		\$54,777.00	\$0.00	\$0.00	\$0.00	\$54,777.00	
TOTAL		\$86,177.60	\$27,195.02	\$2,576.65	\$46,482.00	\$162,431.27	

Rates and Charges Analysis

For Financial Year 2015 Period 10 ,as at 4/05/2015



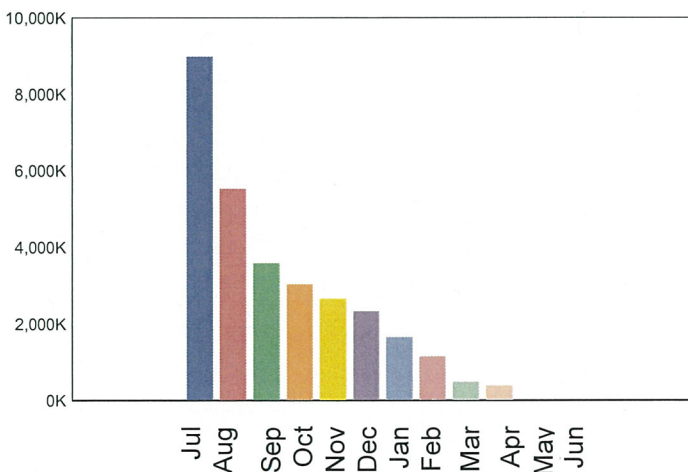
Amounts Levied and Outstanding

<u>Rate or Charge Type</u>	<u>Amount Levied This Year</u>	<u>Total Balance Outstanding</u>
GRV General Rate	8,899,235.71	374,844.61
Additional Bin	83,853.53	2,204.09
Credit Balances	0.00	-62,045.01
Swimming Pool	8,153.75	381.25
ESL Category 1	1,317,339.74	61,757.43
ESL Category 5	0.00	4.05
Instalment Fees	15,958.80	352.80
Instalment PreInterest	34,814.53	577.26
	10,359,356.06	378,076.48

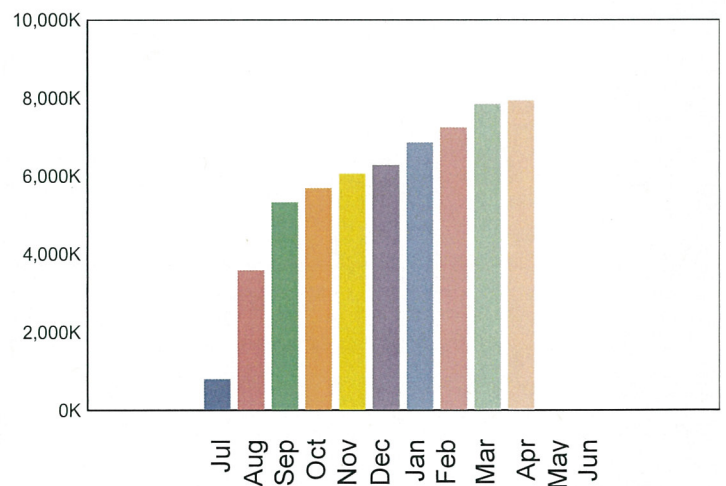
Analysis of Outstanding Balance

<u>Bfwd At 1 July</u>	<u>Levied YTD</u>	<u>Rebated</u>	<u>Received</u>	<u>Other Trans</u>	<u>Balance</u>
260,702.06	10,359,356.06	-592,657.79	-9,681,871.18	32,547.33	378,076.48
<u>Current</u>	<u>Arrears</u>	<u>Interest</u>	<u>Legal</u>	<u>Deferred</u>	<u>Balance</u>
136,134.82	30,673.26	21,890.06	4,084.40	185,293.94	378,076.48

Total Balance Outstanding By Month



YTD Collections By Month



Analysis of Assessments

Number of assessments	3,821
Number of assessments paid in full	3,245
Number of assessments with a balance outstanding	647
Number of assessments with arrears	47
Number of assessments on instalments	1,302
Number of assessments with pensioners or seniors	932
Number of assessments with deferred rates	26
Number of assessments with no payment yet	67

TOWN OF COTTESLOE

BUDGET AMENDMENTS - SUMMARY

FOR THE PERIOD ENDED 1 JULY 2014 TO 30 APRIL 2015

<u>GL Account Code</u>	<u>Description</u>	<u>Council Resolution & Date</u>	<u>Classification</u>	<u>Value of Budget Amendment</u>	<u>Funding Arrangement</u>
Various NEW	Payout Existing Loan No 107 Retaining Walls at the Beach	10.5.1 August 2014	Reduction of Loans	\$ 4,318,204	Payout existing loans as per Depot Funds Strategy
Various NEW	Project Management Costs	10.5.1 August 2014	Capital Expenditure	\$ 50,000	Restore retaining walls at the beach
Various NEW	Toilets Main Beach	10.5.1 August 2014	Capital Expenditure	\$ 70,000	Hire a project manager
Various NEW	Town Centre Improvements	10.5.1 August 2014	Capital Expenditure	\$ 1,025,000	Construction of toilet facilities
Various NEW	June Black Dune Park	10.5.1 August 2014	Capital Expenditure	\$ 100,000	Town Centre Capital Improvements
Various NEW	Lessor Hall	10.5.1 August 2014	Capital Expenditure	\$ 50,000	Improvements to the park
Various NEW	Shark Barrier	10.4.2 October 2014	Capital Expenditure	\$ 50,000	Improvements to the Hall
20202.30.50	Review/update of NAMP	10.4.7 October 2014	Operating Expenditure	\$ 130,000	Installation, removal and maintenance of a shark barrier at Cottesloe beach
3.4120.2.50	Remediation of Former Depot Site	10.4.7 October 2014	Operating Expenditure	\$ 18,000	Review and update of the Natural Areas Management Plan
Various	Mid Year Budget Review	9.1.1 November 2014 SM	Capital Expenditure	\$ 196,560	To be funded from the Depot Funds Reserve.
		10.4.8 February 2015	Various		

TOWN OF COTTESLOE

CAPITAL WORKS PROGRAMME

FOR THE PERIOD ENDED 1 JULY 2014 TO 30 APRIL 2015

	2014-2015 YTD ACTUAL \$	2014-2015 YTD BUDGET \$	2014-2015 BUDGET \$	Variations Budget to YTD Actual \$	Variations Budget to YTD Actual %
LAND DEVELOPMENT					
3.4120.2 Old Depot Site	256,584	0	0	256,584	100%
CARPARK CONSTRUCTION					
5.1171.2 Seaview Golf Course	70,686	0	0	70,686	100%
DRAINAGE CONSTRUCTION					
10.9000.2 Cottesloe various	43,319	16,784	20,150	26,535	61%
FOOTPATH CONSTRUCTION					
15.1030.2 Broome Street	20,129	15,785	22,550	4,344	22%
15.1058.2 Elizabeth Street	15,943	8,575	12,250	7,368	46%
15.1062.2 Federal Street	0	1,575	2,250	(1,575)	
15.1116.2 Lyons Street	46,495	29,645	42,350	16,850	36%
15.1126.2 Marine Parade	33,050	23,135	33,050	9,915	
15.1128.2 Marmion Street	5,976	5,075	7,250	901	15%
15.1166.2 Salisbury Street	18,679	12,075	17,250	6,604	
15.1204.2 Windsor Street	7,944	5,425	7,750	2,519	32%
15.9000.5 DSAC Capital Works	1,180	35,247	30,200	(34,067)	(2887%)
15.9000.2 Bike Plan Works	4,500	21,140	50,350	(16,640)	(370%)

TOWN OF COTTESLOE

CAPITAL WORKS PROGRAMME
FOR THE PERIOD ENDED 1 JULY 2014 TO 30 APRIL 2015

	2014-2015 YTD ACTUAL \$	2014-2015 YTD BUDGET \$	2014-2015 BUDGET \$	Variations Budget to YTD Actual \$	Variations Budget to YTD Actual %
20.9000.2	6,054	26,488	30,800	(20,434)	(338%)
IRRIGATION CONSTRUCTION Cottesloe, various					
30.6120.2	10,260	0	0	10,260	100%
30.9000.2	21,650	25,302	30,350	(3,652)	(17%)
30.9000.5	11,370	13,338	16,000	(1,968)	(17%)
PARKS AND RESERVES CONSTRUCTION John Black Dune Reserve Playgrounds various Cottesloe Natural Area Upgrade					
35.1171.2	99,595	0	0	99,595	100%
35.4050.2	6,200	0	0	6,200	
35.4052.2	0	66,792	80,150	(66,792)	
35.4130.2	10,000	0	0	0	100%
35.4135.2	2,806	0	0	0	100%
35.6030.2	73,194	166,980	200,350	(93,786)	(128%)
PROPERTY CONSTRUCTION Seaview Golf Course Clubhouse Civic Centre Building Civic Centre Lesser Hall Stage 1 Indiana Tea Rooms The Grove Library Civic Centre Grounds Restoration					
25.9000.2	66,735	50,890	72,700	15,845	24%
LANEWAY CONSTRUCTION					

TOWN OF COTTESLOE

CAPITAL WORKS PROGRAMME

FOR THE PERIOD ENDED 1 JULY 2014 TO 30 APRIL 2015

	2014-2015 YTD ACTUAL	2014-2015 YTD BUDGET	2014-2015 BUDGET	Variances Budget to YTD Actual	Variances Budget to YTD Actual
	\$	\$	\$	\$	%
ROAD CONSTRUCTION/ REHABILITATION					
40.1032.2 Bryan Way	13,890	7,246	10,350	6,644	48%
40.1046.2 Congdon Street	97,620	68,776	98,250	28,844	30%
40.1049.2 Beach Access Road	2,967	14,072	20,100	(11,105)	(374%)
Eric Street	2,183	0	0	2,183	100%
40.1068.2 Forrest Street	42,538	0	48,000	42,538	100%
40.1092.2 Hawkstone Street	16,030	8,437	12,050	7,593	47%
40.1112.2 Little Marine Parade	20,763	25,796	36,850	(5,033)	(24%)
40.1128.2 Marmion Street	33,189	70,526	52,750	(37,337)	(112%)
40.1148.2 Pearse Street	26,484	15,577	22,250	10,907	41%
BLACKSPOT CONTRUCTION					
41.1048.2 Curtin Avenue	17,427	0	0	17,427	100%
41.9000.2 Eric Street Intersection	30,304	0	0		
STREETSCAPE INFRASTRUCTURE					
42.1176.2 Station Street	0	16,658	20,000	(16,658)	
42.6080.2 Foreshore	0	24,996	30,000	(24,996)	
42.8999.2 Town Centre Streetscape Improvements	473,406	300,014	360,000	173,392	37%
42.9000.2 Greening Cottesloe Project	0	41,664	50,000	(41,664)	
MISCELLANEOUS INFRASTRUCTURE					
43.1171.2 Storage Bays - Seaview Golf Course	41,443	0	0	41,443	
43.6080.2 Viewing Tower	11,715	0	0	11,715	
43.9000.2.57 Sculpture	71,736	70,000	70,000	1,736	

TOWN OF COTTESLOE

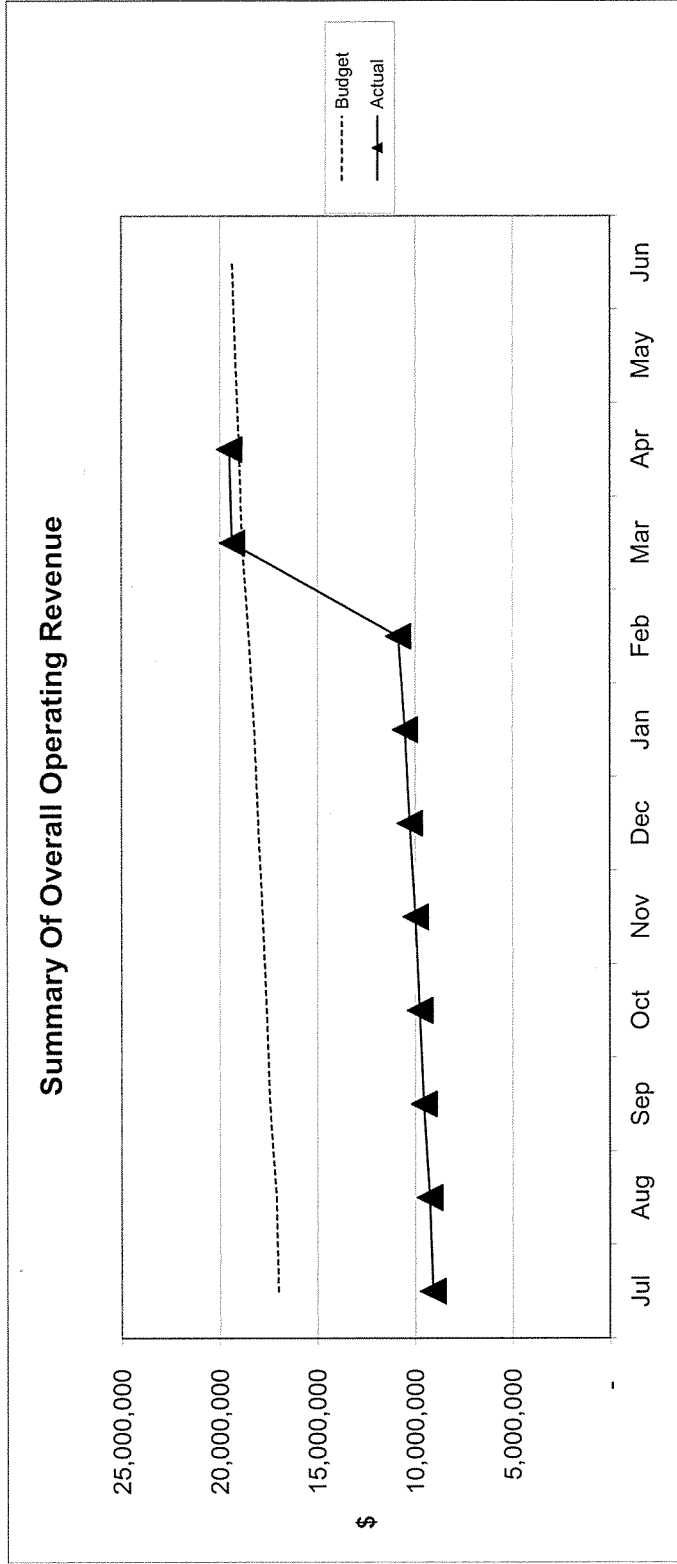
CAPITAL WORKS PROGRAMME

FOR THE PERIOD ENDED 1 JULY 2014 TO 30 APRIL 2015

	2014-2015 YTD ACTUAL	2014-2015 YTD BUDGET	2014-2015 BUDGET	Variations Budget to YTD Actual	Variations Budget to YTD Actual
	\$	\$	\$	\$	%
PLANT & VEHICLES					
47.9000.2.57	36,008	36,000	36,000	8	0%
47.9000.2.57	35,413	36,000	36,000	(587)	(2%)
47.9000.2.57	0	36,000	36,000	(36,000)	
47.9000.2.57	0	35,000	35,000	(35,000)	
47.9000.2.57	69,396	60,000	60,000	9,396	14%
47.9000.2.57	86,207	90,000	90,000	(3,793)	(4%)
47.9000.2.57	24,550	25,000	25,000	(450)	(2%)
47.9000.2.57	6,053	8,500	8,500	(2,447)	(40%)
47.9000.2.57	2,472	2,400	2,400	72	3%
47.9000.2.57	1,040	1,600	1,600	(560)	(54%)
47.9000.2.57	1,040	3,200	3,200	(2,160)	(208%)
47.9000.2.57	3,102	3,600	3,600	(498)	(16%)
47.9000.2.57	2,120	2,400	2,400	(280)	(13%)
47.9000.2.57	1,956	0	0	1,956	100%
47.9000.2.57	6,200	0	0	6,200	100%
IT, OFFICE EQUIPMENT & FURNITURE					
49.9000.2.57	0	3,182	3,182	(3,182)	
49.9000.2.57	0	2,364	2,364	(2,364)	
49.9000.2.57	0	25,000	30,000	(25,000)	
49.9000.2.50	9,000	0	0	9,000	100%
TOTAL	2,018,601	1,558,259	1,882,704	400,076	23%

TOWN OF COTTESLOE

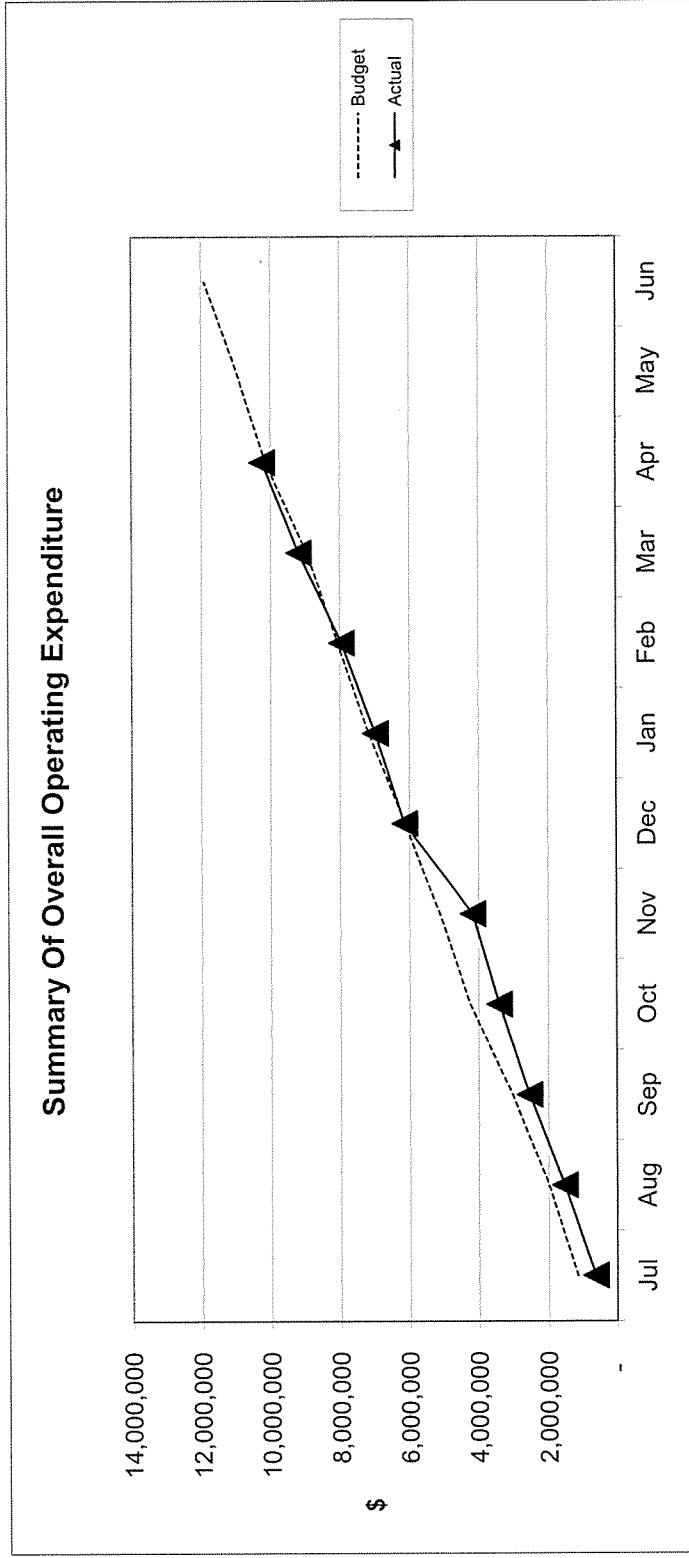
GRAPHICAL SUMMARY OF REVENUE, EXPENDITURE AND NET POSITION FOR 2014 - 2015 FOR THE PERIOD ENDED 1 JULY 2014 TO 30 APRIL 2015



TOWN OF COTTESLOE

GRAPHICAL SUMMARY OF REVENUE, EXPENDITURE AND NET POSITION FOR 2014 - 2015

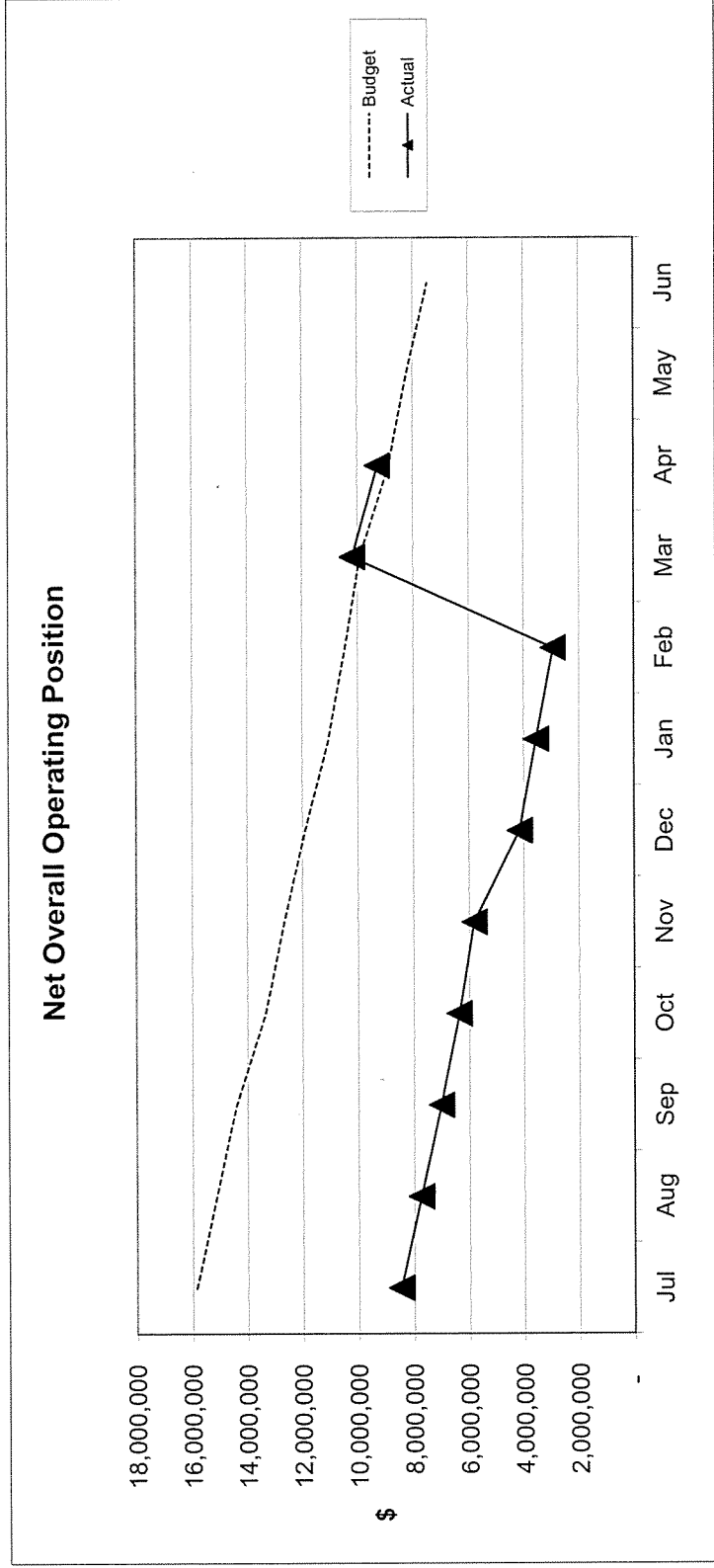
FOR THE PERIOD ENDED 1 JULY 2014 TO 30 APRIL 2015



TOWN OF COTTESLOE

GRAPHICAL SUMMARY OF REVENUE, EXPENDITURE AND NET POSITION FOR 2014 - 2015

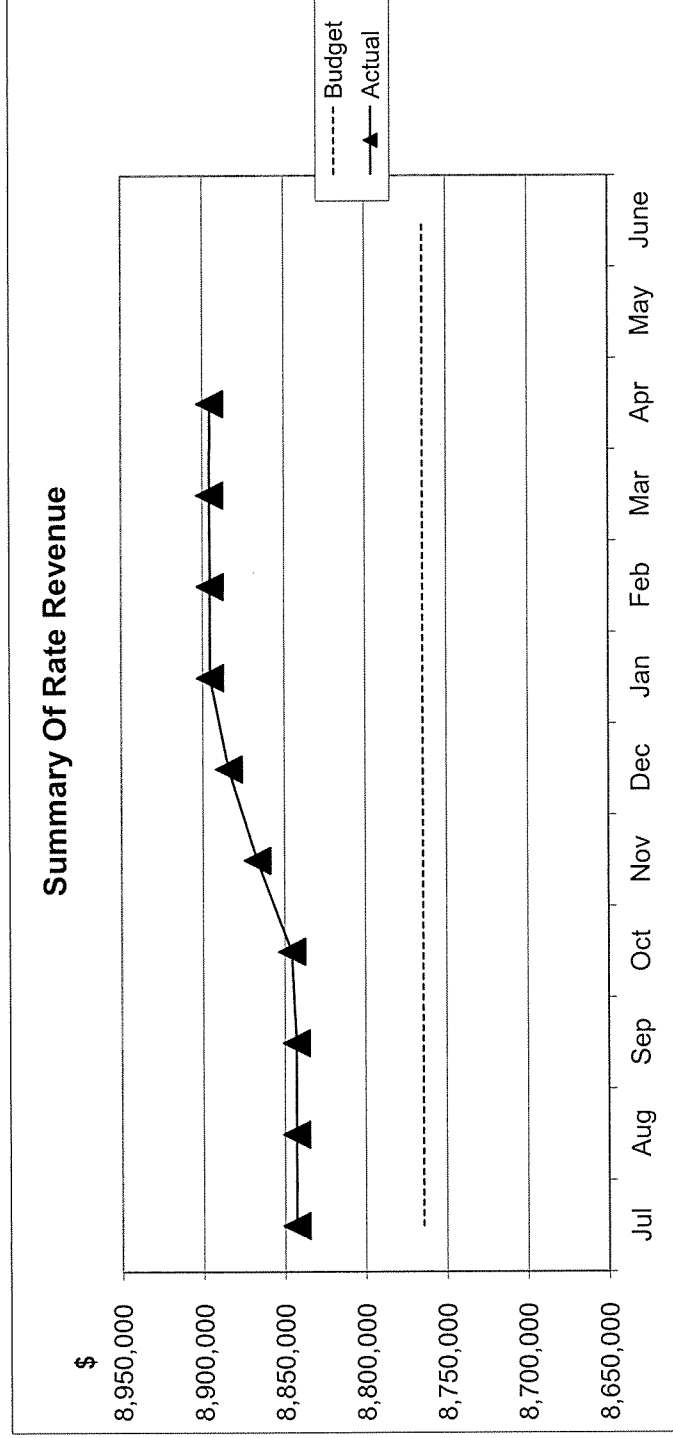
FOR THE PERIOD ENDED 1 JULY 2014 TO 30 APRIL 2015



TOWN OF COTTESLOE

GRAPHICAL SUMMARY BY NATURE & TYPE FOR 2014 - 2015

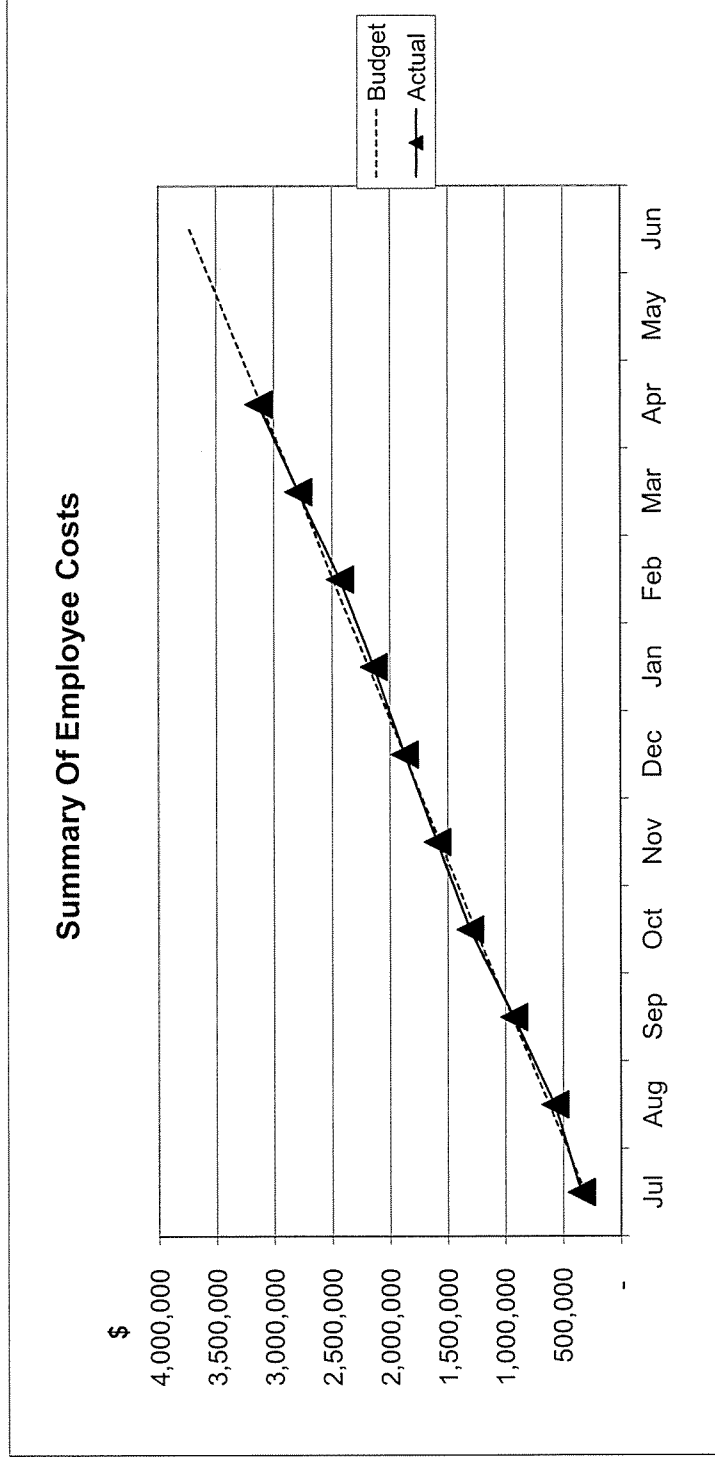
FOR THE PERIOD ENDED 1 JULY 2014 TO 30 APRIL 2015



TOWN OF COTTESLOE

GRAPHICAL SUMMARY BY NATURE & TYPE FOR 2014 - 2015

FOR THE PERIOD ENDED 1 JULY 2014 TO 30 APRIL 2015



TOWN OF COTTESLOE

GRAPHICAL SUMMARY BY NATURE & TYPE FOR 2014 - 2015

FOR THE PERIOD ENDED 1 JULY 2014 TO 30 APRIL 2015

