


TOWN OF COTTESLOE



FINANCIAL STATEMENTS

FOR THE PERIOD 1 JULY 2014 TO 30 JUNE 2015

PRESENTED TO THE WORKS AND CORPORATE SERVICES
COMMITTEE ON 21 JULY 2015

TOWN OF COTTESLOE
FINANCIAL STATEMENTS
FOR THE PERIOD 1 JULY 2014 TO 30 JUNE 2015

TABLE OF CONTENTS

Statement of Financial Activity	1
Operating Statement By Program	2
Operating Statement By Nature & Type	3
Balance Sheet	4 - 5
Surplus/(Deficit Position)	6
Variance Analysis	7 - 10
Other Information	
- List of Payments	11 - 18
- Reserves	19 - 21
- Investments	22
- Loans	23
- Sundry Debtors	24 - 27
- Rates Analysis	28
- Budget Amendments	29
- Capital Works Programme	30 - 33
- Graphs	34 - 39

TOWN OF COTTESLOE

OPERATING STATEMENT BY PROGRAM

FOR THE PERIOD ENDED 1 JULY 2014 TO 30 JUNE 2015

	2014-2015 Actual \$	2014-2015 YTD Budget \$	2014-2015 Budget \$	Variances Budget to YTD Actual \$	Variances Budget to YTD Actual %
Revenue from Ordinary Activities					
General Purpose Funding	9,627,158	9,400,729	9,400,729	226,429	2%
Governance	94,711	76,213	76,213	18,498	24%
Law, Order and Public Safety	31,627	18,980	18,980	12,647	67%
Health	85,288	80,310	80,310	4,978	6%
Education and Welfare	44,601	33,036	33,036	11,565	35%
Community Amenities	591,682	542,035	542,035	49,647	9%
Recreation and Culture	295,354	275,936	275,936	19,418	7%
Transport	730,406	831,237	831,237	(100,831)	(12%)
Economic Services	120,870	173,759	173,759	(52,889)	(30%)
Other Property and Services	4,834	600	600	4,234	706%
Total Operating Revenue	11,626,531	11,432,835	11,432,835	193,696	2%
Expenses from Ordinary Activities					
General Purpose Funding	(228,736)	(252,997)	(252,997)	24,261	10%
Governance	(743,405)	(800,733)	(800,733)	57,328	7%
Law, Order and Public Safety	(279,734)	(296,826)	(296,826)	17,092	6%
Health	(197,147)	(243,946)	(243,946)	46,799	19%
Education and Welfare	(299,271)	(219,900)	(219,900)	(79,371)	(36%)
Community Amenities	(3,095,287)	(3,375,922)	(3,375,922)	280,635	8%
Recreation and Culture	(3,188,596)	(2,964,734)	(2,964,734)	(223,862)	(8%)
Transport	(2,985,291)	(3,027,531)	(3,027,531)	42,240	1%
Economic Services	(335,952)	(392,585)	(392,585)	56,633	14%
Other Property and Services	25,636	26,481	26,481	(845)	3%
Total Operating Expenditure	(11,327,783)	(11,548,693)	(11,548,693)	220,910	2%
Borrowing Costs					
Governance	0	(300)	(300)	300	100%
Recreation and Culture	(247,865)	(340,518)	(340,518)	92,653	27%
Total Borrowing Costs	(247,865)	(340,818)	(340,818)	92,953	27%
Grants/Contributions for Asset Development					
Recreation and Culture	49,797	0	0	49,797	
Transport	77,979	0	0	77,979	
Total Grants/Contributions for Asset Development	127,776	0	0	127,776	
Profit/ (Loss) on Asset Disposal					
Governance	15	0	0	15	
Community Amenities	(30,774)	0	0	(30,774)	
Recreation and Culture	(16,366)	0	0	(16,366)	
Transport	(212,705)	0	0	(212,705)	
Economic Services	(5,030)	0	0	(5,030)	
Other Property and Services	8,241,938	7,900,000	7,900,000	341,938	4%
Total Profit/ (Loss) on Asset Disposal	7,977,078	7,900,000	7,900,000	77,078	
NET PROFIT OR LOSS	8,155,737	7,443,324	7,443,324	712,413	10%

TOWN OF COTTESLOE

OPERATING STATEMENT BY NATURE & TYPE

FOR THE PERIOD ENDED 1 JULY 2014 TO 30 JUNE 2015

	2014-2015 YTD Actual \$	2014-2015 YTD Budget \$	2014-2015 Budget \$	Variances Budget to Actual YTD \$	Variances Budget to Actual YTD %
Operating Revenue					
Rates	8,898,704	8,764,379	8,764,379	134,325	2%
Grants - Operating	457,316	163,800	163,800	293,516	179%
Fees & Charges	1,752,390	1,815,283	1,815,283	(62,893)	(3%)
Interest Earnt	260,682	463,900	463,900	(203,218)	(44%)
Other Revenue	257,441	225,473	225,473	31,968	14%
Total Operating Revenue	11,626,533	11,432,835	11,432,835	193,698	2%
Operating Expenditure					
Employee Costs	(3,695,799)	(3,727,930)	(3,727,930)	32,131	1%
Contractors and Materials	(3,888,352)	(4,311,454)	(4,311,454)	423,102	10%
Depreciation	(2,389,676)	(2,046,524)	(2,046,524)	(343,152)	(17%)
Insurance	(185,747)	(192,905)	(192,905)	7,158	4%
Interest Expense	(247,865)	(340,818)	(340,818)	92,953	27%
Utility Costs	(300,833)	(318,486)	(318,486)	17,653	6%
Other Expenses	(867,377)	(951,394)	(951,394)	84,017	9%
Total Operating Expenditure	(11,575,649)	(11,889,511)	(11,889,511)	313,862	3%
Grants/Contributions - Non Operating	127,776	0	0	127,776	
Profit on Asset Disposals	8,255,307	7,900,000	7,900,000	355,307	(4%)
Loss on Asset Disposals	(278,230)	0	0	(278,230)	
NET PROFIT OR LOSS	8,155,737	7,443,324	7,443,324	712,413	10%

TOWN OF COTTESLOE

STATEMENT OF FINANCIAL POSITION

FOR THE PERIOD 1 JULY 2014 TO 30 JUNE 2015

	2014-2015 YTD Actual	2013-2014 Actual
CURRENT ASSETS		
Receivables		
Rates	60,654	65,905
Sundry Debtors	130,482	166,682
Accrued Income	0	7,057
Self Supporting Loans	23,730	35,237
Prepayments		
Prepaid Expenses	0	31,214
Inventories		
Inventories	41,624	41,624
Cash Assets		
Municipal Account	587,109	115,740
Till Floats	700	700
Investment Account	3,401	355,468
Term Investments	989,140	1,245,168
Restricted - Reserves	9,744,771	1,182,945
Restricted - Trust	759,779	651,814
	12,341,390	3,899,554
TOTAL CURRENT ASSETS		
CURRENT LIABILITIES		
Payables	319,375	120,377
Payable Trust	764,032	672,250
Accrued Expenses	0	695,840
Interest Bearing Liabilities	374,013	365,759
Provisions	690,837	683,621
	2,148,257	2,537,847
TOTAL CURRENT LIABILITIES		
NON CURRENT ASSETS		
Receivables		
Deferred Rates & ESL	182,602	194,999
Self Supporting Loans	232,891	256,620
Sundry Debtors - Loans	54,777	0
Property Plant and Equipment		
Furniture and Equipment	384,356	521,648
Land and Buildings	44,831,155	45,535,947
Plant and Equipment	653,187	672,185
Equity Investments	1,034,684	1,034,684
Infrastructure		
Roads	6,110,900	6,550,270
Car Parks	779,361	759,019
Footpaths	2,077,894	2,125,678
Drainage	3,403,393	3,541,032
Parks and Reserves	163,801	160,334
Miscellaneous	898,485	820,600
Street Furniture	544,556	319,535
Right of Ways	322,574	263,748
Irrigation	271,777	283,114
	61,946,393	63,039,413
TOTAL NON CURRENT ASSETS		

TOWN OF COTTESLOE
STATEMENT OF FINANCIAL POSITION
FOR THE PERIOD 1 JULY 2014 TO 30 JUNE 2015

	2014-2015 YTD Actual	2013-2014 Actual
NON CURRENT LIABILITIES		
Interest Bearing Liabilities	4,773,359	5,147,371
Provisions	26,842	70,161
	<hr/>	<hr/>
TOTAL NON CURRENT LIABILITIES	4,800,201	5,217,532
NET ASSETS	67,339,325	59,183,588
	<hr/>	<hr/>
EQUITY		
Reserves - Cash Backed	9,744,770	1,182,945
Reserves - Asset Revaluation	29,047,860	29,047,860
Retained Surplus	2,854,695	28,952,783
	<hr/>	<hr/>
TOTAL EQUITY	41,647,325	59,183,588
	<hr/>	<hr/>
RESERVES - CASH BACKED		
Opening Balance	118,945	1,370,269
Transfer to Reserves	8,879,827	73,315
Transfer from Reserves	(318,002)	(260,639)
	<hr/>	<hr/>
TOTAL RESERVES - CASH BACKED	8,680,770	1,182,945
RESERVES - ASSET REVALUATION		
Opening Balance	29,047,860	29,047,860
	<hr/>	<hr/>
TOTAL RESERVES - ASSET REVALUATION	29,047,860	29,047,860
RETAINED SURPLUS		
Opening Balance	28,952,783	28,229,763
Change in Net Assets from Operations	8,155,737	535,696
Transfer from Reserve	318,002	260,639
Transfer to Reserve	(8,879,827)	(73,315)
	<hr/>	<hr/>
TOTAL RETAINED SURPLUS	28,546,695	28,952,783
TOTAL EQUITY	66,275,325	59,183,588
	<hr/>	<hr/>

TOWN OF COTTESLOE

SURPLUS/(DEFICIT) ANALYSIS

FOR THE PERIOD 1 JULY 2014 TO 30 JUNE 2015

	YTD Actual \$	2014 \$
Surplus/(Deficit)	<u>1,489,481</u>	<u>1,192,903</u>
<u>Comprises:</u>		
Cash - Unrestricted	1,576,097	1,641,641
Cash - Restricted	9,744,771	1,237,945
Rates - Current	60,654	69,230
Sundry Debtors	130,482	166,690
Accrued Income	0	7,057
Prepayments	0	31,214
GST Receivable	0	50,745
Loans - Clubs	23,730	35,237
Other Tax Debtors	0	512
Inventories		
- History Books	41,624	41,624
- Land Held for Resale	0	156,175
Less:		
Sundry Creditors	(319,375)	(103,312)
Accrued Expenses	0	(482,681)
Accrued Interest on Debentures	0	(97,489)
Accrued Salaries and Wages	0	(118,994)
Other Tax Liabilities	0	(68,334)
Current Employee Benefits Provision	(690,837)	(683,621)
Loans	(374,013)	(365,759)
Other	(1)	0
Net Current Assets	<u>10,193,132</u>	<u>1,517,880</u>
Less:		
Reserves - Restricted Cash	(9,744,771)	(1,182,945)
Land Held for Resale	0	(156,175)
Loans - Clubs	(23,730)	(35,237)
Add:		
Loans	374,013	365,759
Current Employee Benefits Provision	690,837	683,621
Surplus/(Deficit)	<u>1,489,481</u>	<u>1,192,903</u>

TOWN OF COTTESLOE

STATEMENT OF FINANCIAL ACTIVITY - VARIANCE ANALYSIS
FOR THE PERIOD ENDED 1 JULY 2014 TO 30 JUNE 2015

Note 2. VARIANCES (Report on material variances from the Statement of Financial Activity)
(Material variances are deemed to be greater than 15% or \$25,000)

OPERATING REVENUE

Program/Nature & Type	YTD Actual	YTD Budget	Variance	Variance %	Impact of Variation	Main Factors	Manager	Officer	Main Factors Influencing Variance
	\$	\$	\$	%		\$			
General Purpose Funding	728,454	636,350	92,104	14%	Reduced revenue Increased revenue	(174,922) 294,844	FM FM	FM FM	Reduced interest on investments Timing of Financial Assistance Grant funding
Governance	94,726	76,213	18,513	24%	Extra reimbursements	19,778	FM	FM	Extra reimbursements
Law, Order & Public Safety	31,627	18,980	12,647	67%	Extra revenue	10,078	FM	FM	Increased revenue from registration fees
Education & Welfare	44,601	33,036	11,565	35%	Extra revenue	11,137	FM	FM	Extra reimbursements
Community Amenities	591,682	542,035	49,647	9%	Extra revenue	38,731	FM	FM	Extra Town Planning fees
Recreation & Culture	350,404	275,936	74,468	27%	Extra revenue matched with extra expenditure	49,797	MCCS	MCCS	Contribution towards structural works at Seaview Golf Club
Transport	816,487	831,237	(14,750)	(2%)	Reduced revenue Extra revenue matched with extra expenditure	(122,192)	MCCS	SR	Reduced revenue from parking
					Carry forward from prior period	18,182	MCCS	MCCS	Contribution towards the new Depot storage bays
Economic Services	120,870	173,759	(52,889)	(30%)	Reduced revenue	57,000 18,579	MES MES	MES FM	Grant funding from 2013/2014 Extra reimbursements
Other Property & Services	8,246,772	7,900,600	346,172	4%	Non Cash Profit on Sale	(42,086) 346,172	MDS FM	BS FM	Reduction in building licence application fees Non cash profit on sale

TOWN OF COTTESLOE

STATEMENT OF FINANCIAL ACTIVITY - VARIANCE ANALYSIS
FOR THE PERIOD ENDED 1 JULY 2014 TO 30 JUNE 2015

Note 2. VARIANCES (Report on material variances from the Statement of Financial Activity).

OPERATING EXPENDITURE

Program/Nature & Type	YTD Actual \$	YTD Budget \$	Variance \$	Variance %	Impact of Variation	Main Factors \$	Manager	Officer	Main Factors Influencing Variance
General Purpose Funding	(228,736)	(252,997)	24,261	10%	Timing	24,261	FM	FM	Mainly timing of overhead allocations/accrued expenses
Governance	(743,405)	(801,033)	57,628	7%	Timing/Possible reduced expenditure	57,628	FM	FM	Mainly timing of overhead allocations/accrued expenses
Health	(197,147)	(243,946)	46,799	19%	Timing/Possible reduced expenditure	13,862	FM	FM	Reduced employee costs
Education & Welfare	(299,271)	(219,900)	(79,371)	(36%)	Depreciation - Non Cash	(92,029)	FM	FM	Increased depreciation costs
Community Amenities	(3,126,061)	(3,375,922)	249,861	7%	Timing/Possible reduced expenditure	225,319	MDS	PEHO	Timing, possible saving of waste contractors
					Extra expenditure	(33,140)	MDS	MDS	Extra contractors in Town Planning
					Extra expenditure	(21,445)	MDS	MDS	Extra legal expenses in Town Planning
					Timing/Possible reduced expenditure	53,463	MDS	SO	Timing/Possible reduced expenditure
Recreation & Culture	(3,458,080)	(3,305,252)	(152,828)	(5%)	Depreciation - Non Cash	(256,554)	FM	FM	Depreciation
					Extra expenditure	(51,201)	MES	DC	Increased expenditure on beach parks
					Reduced expenditure	29,300	MES	DC	Reduced expenditure on civic centre grounds
					Timing	79,344	FM	FM	Timing of accrued loan interest expenses
					Timing/Possible reduced expenditure	29,602	FM	FM	Mainly timing of overhead allocations/accrued expenses
Transport	(3,206,098)	(3,027,531)	(178,567)	(6%)	Non Cash	(220,807)	FM	FM	Non cash loss on disposal of assets
					Depreciation - Non Cash	128,539	FM	FM	Depreciation
					Offset	(32,209)	MES	MES	Increased expenditure on road and street tree maintenance offset elsewhere
					Extra expenditure	(12,648)	MCCS	SR	Extra legal expenses
Economic Services	(340,983)	(392,585)	51,602	13%	Timing/Possible reduced expenditure	59,230	MDS	BS	Mainly timing of overhead allocations/accrued expenses

TOWN OF COTTESLOE

STATEMENT OF FINANCIAL ACTIVITY - VARIANCE ANALYSIS
FOR THE PERIOD ENDED 1 JULY 2014 TO 30 JUNE 2015

Note 2. VARIANCES (Report on material variances from the Statement of Financial Activity).

NON CASH TRANSACTIONS

Program/Nature & Type	YTD Actual \$	YTD Budget \$	Variance \$	Variance %	Impact of Variation	Main Factors \$	Manager	Officer	Main Factors Influencing Variance
(Profit)/Loss on Asset Disposal	(7,977,077)	(7,900,000)	(77,077)	1%	Timing	(77,077)	FM	FM	Variation in profit/loss on sale/disposals
Movement in Non Current Receivables	(42,380)	-	(42,380)		Non cash adjustments	(42,380)	FM	FM	Movements in non current receivables
Movement in Employee Provisions	(36,103)	-	(36,103)		Non cash adjustments	(36,103)	FM	FM	Movements in employee entitlements
Depreciation	2,389,676	2,046,524	343,152	17%	Depreciation - Non Cash	343,152	FM	FM	Increased depreciation charges due to revaluation of buildings

TOWN OF COTTESLOE

STATEMENT OF FINANCIAL ACTIVITY - VARIANCE ANALYSIS
FOR THE PERIOD ENDED 1 JULY 2014 TO 30 JUNE 2015

Note 2. VARIANCES (Report on material variances from the Statement of Financial Activity).
CAPITAL EXPENDITURE AND INCOME

	YTD Actual	YTD Budget	Variance	Variance %	Impact of Variance	Main Factors	Manager	Officer	Main Factors Influencing Variance
	\$	\$	\$	%		\$			
- Furniture & Equipment	(9,500)	(36,654)	27,154	74%	Reduced expenditure	27,154	FM	FM	Decreased expenditure
- Land & Buildings	(465,000)	(280,500)	(184,500)	(66%)	Additional expenditure part funded by third party	(105,922)	MCCS	FM	Remedial works to Sea View Golf Club Building
					Additional expenditure	(256,584)	MES	MES	Site development costs at the former Depot site
					Budget amendment	80,150	MES	MES	Budget amendment
					Timing/Possible reduced expenditure	120,894	MES	MES	Mainly timing of overhead allocations/accrued expenses
- Plant & Equipment	(308,158)	(339,700)	31,542	9%	Reduced expenditure partly offset by reduced income	31,542	MES	FM	Reduced expenditure on vehicles
- Infrastructure Car Parks	(53,865)	-	(53,865)		Extra expenditure to be part funded by third party	(53,865)	MES	FM	Car park construction works at Sea View Golf Club
- Infrastructure Footpaths	(167,226)	(225,250)	58,024	26%	Timing/Possible reduced expenditure	58,024	MES	FM	Mainly timing of overhead allocations/accrued expenses
- Infrastructure Drainage	(44,269)	(20,150)	(24,119)	(120%)	Additional expenditure	(24,119)	MES	WS	Additional expenditure
- Infrastructure Parks & Reserves	(42,667)	(34,773)	(7,894)	(23%)	Additional expenditure	(10,260)	JCCS	MES	Additional expenditure as per Depot Funds strategy - John Black Dune Reserve
- Infrastructure Miscellaneous	(136,768)	(70,000)	(66,768)	(95%)	Extra expenditure	(41,443)	MES	MES	Extra expenditure to move the storage bays from the former Depot site to sea view golf course
					Extra expenditure	(15,111)	MES	MES	Extra expenditure at the foreshore
- Infrastructure Street Furniture	(417,810)	(460,000)	42,190	9%	Timing/Possible reduced expenditure	42,190	MES	MES	Mainly timing of overhead allocations/accrued expenses
- Infrastructure Irrigation	(15,564)	(30,800)	15,236	49%	Mainly reduced expenditure	15,236	MES	MES	Mainly reduced expenditure
- Proceeds from Disposal of Assets	8,745,565	8,214,930	530,635	(6%)	Extra revenue	530,635	MES	FM	Extra revenue from the disposal of property
RESERVE TRANSFERS									
- Transfers from Reserves	318,002	5,000	313,002	(6.260%)	Extra transfers from reserves	313,002	FM	FM	Extra transfers from reserves as per Budget Review
- Transfer to Reserves	(8,879,827)	(8,360,648)	(519,179)	(6%)	Reduced transfer to reserves	(519,179)	MES	FM	Extra revenue from the disposal of property

TOWN OF COTTESLOE

LIST OF ACCOUNTS PAID DURING JUNE 2015 AND PRESENTED TO A MEETING OF THE WORKS & CORPORATE SERVICES COMMITTEE HELD ON 21 JULY 2015

CERTIFICATE OF CHIEF EXECUTIVE OFFICER



<u>Date</u>	<u>Payment Reference</u>	<u>Payee</u>	<u>Description</u>	<u>Amount</u>
2/06/2015	00025435	Fremantle PA Hire	Audio equipment hire - ANZAC Day 15	\$ 1,386.00
2/06/2015	00025436	Landgate - VGO	Fortnightly Valuations 11 April-24 April	\$ 248.75
2/06/2015	00025437	Synergy	Supply Charge Various locations	\$ 1,275.80
2/06/2015	00025438	Telstra Corporation Limited	Usage & Rental Charges 13 May - 13 Jun 15	\$ 1,322.49
2/06/2015	00025439	Peter Wearne Settlements	Overpayment Refund	\$ 1,423.41
2/06/2015	00025440	N Carolane	Bond Refund - Lesser Hall	\$ 125.00
2/06/2015	00025441	T Morris	Refund of Transfer of Builder Fee	\$ 92.00
4/06/2015	00025442	Colonial First State Rollover	Superannuation contributions	\$ 218.62
4/06/2015	00025443	ING DIRECT Superannuation Fund	Superannuation contributions	\$ 89.28
4/06/2015	00025444	WA Super	Superannuation contributions	\$ 17,580.41
9/06/2015	00025445	Bluestone Corporation T/A Boatshed	Catering services	\$ 335.00
9/06/2015	00025446	Building Commission	Building services levies	\$ 1,961.33
9/06/2015	00025447	Collins Booksellers	Purchase of books	\$ 59.80
9/06/2015	00025448	Landgate	Land Enquiry Requests Apr 2015	\$ 72.00
9/06/2015	00025449	Synergy	Streetlight Charges - 25 Apr - 24 May 20	\$ 11,603.30
9/06/2015	00025450	S Martin	Refund of War Memorial Hall Bond	\$ 200.00
9/06/2015	00025451	Chea Mei Bernice Wong	Refund of Lesser Hall Bond & Key Deposit	\$ 140.00
9/06/2015	00025452	S Kavanagh	Refund of Bond	\$ 1,000.00
9/06/2015	00025453	Beaumont Homes Pty Ltd	Refund of Bond	\$ 1,000.00
9/06/2015	00025454	K B Kovacs	Refund of Possum Trap Bond	\$ 100.00
10/06/2015	00025455	Town of Cottesloe	Leaving gift as per council policy	\$ 520.00
17/06/2015	00025456	Caroline Weir	Overpayment Refund	\$ 1,398.49

<u>Date</u>	<u>Payment Reference</u>	<u>Payee</u>	<u>Description</u>	<u>Amount</u>
17/06/2015	00025457	Green Ridge Constructions Pty Ltd	Bond Refund	\$ 1,000.00
17/06/2015	00025458	S Skrzypkowiak	Bond Refund - Lesser Hall	\$ 100.00
17/06/2015	00025459	Urbane Projects Pty Ltd	Refund of Bond	\$ 1,000.00
17/06/2015	00025460	Commissioner of State Revenue	Rate and ESL rebate refunds	\$ 668.60
24/06/2015	00025461	BCITF	BCITF May 2015	\$ 4,215.43
24/06/2015	00025462	Bluestone Corporation T/A Boatshed	Catering - Pioneers Day	\$ 220.00
24/06/2015	00025463	K P Downes	Elected member expense claim	\$ 8,550.00
24/06/2015	00025464	P R Jeanes	Elected member expense claim	\$ 11,987.50
24/06/2015	00025465	Landgate	Geospatial Data Request	\$ 191.40
24/06/2015	00025466	Landgate - VGO	Fortnightly Valuations 25 Apr - 8 May 15	\$ 352.59
24/06/2015	00025467	Napoleon Street Newsagency	Stationery supplies	\$ 20.95
24/06/2015	00025468	Party Source	Supplies for music for pleasure 2015	\$ 68.85
24/06/2015	00025469	S J Pyvis	Elected member expense claim	\$ 8,550.00
24/06/2015	00025470	Smart Parking Ltd	Handheld and data maintenance - Apr 15	\$ 2,727.00
24/06/2015	00025471	Synergy	Usage Charge - various locations and street light charge 17 Mar-21 May 15	\$ 5,701.35
24/06/2015	00025472	Teistra Corporation Limited	Mobile communication charges	\$ 1,275.05
24/06/2015	00025473	The Bush Stop	Flower arrangements for Volunteers Sundowner	\$ 200.00
30/06/2015	00025474	City Subaru	Vehicle service	\$ 299.95
30/06/2015	00025475	Eco-Integrity	Annual Termite Inspection- Civic Centre	\$ 1,265.00
30/06/2015	00025476	Landgate - VGO	Fortnightly Valuations 9 May-22 May 15	\$ 157.13
30/06/2015	00025477	Teistra Corporation Limited	Usage charge from 13 Jun - 13 Jul 15	\$ 1,282.03
30/06/2015	00025478	Iona Presentation College	Bond refund	\$ 200.00
30/06/2015	00025479	James Henderson	Subsidy payment for new crossover	\$ 200.00
30/06/2015	00025480	M Siciliano	Bond refund	\$ 200.00
30/06/2015	00025481	AAA Demolition and Tree Services	Bond refund	\$ 1,500.00
30/06/2015	00025482	Katherine Brenda Kyrwood	Overpayment Refund	\$ 222.29
30/06/2015	00025483	J A & N M Weston	Overpayment Refund	\$ 52.37
30/06/2015	00025484	Westralia Pools Pty Ltd	Bond refund	\$ 1,500.00
30/06/2015	00025485	P A Short	Bond and key deposit refund	\$ 140.00
30/06/2015	00025486	R L P McGlew	Bond refund	\$ 140.00
30/06/2015	00025487	R McGlew	Full refund of hall hire	\$ 60.00
30/06/2015	00025488	Mark Regan	Overpayment Refund	\$ 1,768.68
2/06/2015	882.111-01	Murphy's Electrical Company	Electrical work on groyne lights	\$ 761.20
2/06/2015	882.1352-01	Wassell Pty Ltd	Lapel Pins & Button Badges - Volunteer Week	\$ 227.20
2/06/2015	882.1479-01	Environmental Wastewater C S Pty Lt	Street Sweeping April 2015	\$ 7,657.66
2/06/2015	882.1582-01	Snap Claremont	Photocopying/Scanning	\$ 24.95
2/06/2015	882.1583-01	Information Proficiency	Consultancy services	\$ 660.00
2/06/2015	882.16-01	Presswise Publications	Advertising	\$ 1,155.00

<u>Date</u>	<u>Payment Reference</u>	<u>Payee</u>	<u>Description</u>	<u>Amount</u>
2/06/2015	882.1653-01	Chamberlain Dean Pty Ltd T/A Prime	Depot temporary staff	\$ 1,804.57
2/06/2015	882.1723-01	Perthwaste Green Recycling	Domestic/Commercial Waste Disposal - Apr 15	\$ 48,719.91
2/06/2015	882.1765-01	Datacom Systems WA	Computer hardware supplies	\$ 634.91
2/06/2015	882.1776-01	Travis Hayto	Photography Services - Volunteers Sundowner	\$ 440.00
2/06/2015	882.1790-01	Altiform Pty Ltd	Replacement sculpture shells for liquorice Allscrts	\$ 3,036.00
2/06/2015	882.1874-01	Hewshott International	Sound monitoring on Main Lawn	\$ 1,870.00
2/06/2015	882.1878-01	Syrinx Environmental Pty Ltd	Update TOC natural areas management plan	\$ 5,332.60
2/06/2015	882.210-01	Hays Specialist Recruitment (Aust.)	Temp Admin Officer	\$ 1,594.58
2/06/2015	882.26-01	Greenway Enterprises	Supply of Miscellaneous Materials	\$ 698.37
2/06/2015	882.29-01	Fuji Xerox Australia Pty Ltd	Printing Consumption for Planning Copy - Apr 15	\$ 463.25
2/06/2015	882.33-01	Cottesloe Medical Centre	Staff Flu Vaccination - 26 May 15	\$ 84.00
2/06/2015	882.35-01	Cottesloe IGA	Catering supplies	\$ 88.67
2/06/2015	882.525-01	GC Sales (WA)	Bin parts	\$ 1,628.00
2/06/2015	882.541-01	Signs Plus	Name badge	\$ 18.00
2/06/2015	882.544-01	B M Pember	Consultancy services	\$ 2,359.50
2/06/2015	882.588-01	Recreation Safety Australia	Play Ground Audits	\$ 1,848.00
2/06/2015	882.725-01	The Perth Mint	Items for Citizenship Ceremonies	\$ 107.31
2/06/2015	882.85-01	Western Metropolitan Regional Council	Transfer Station Disposal	\$ 19,970.58
2/06/2015	882.89-01	Major Motors Pty Ltd	Service to Truck	\$ 180.00
2/06/2015	882.91-01	Claremont Asphalt	Asphalt work - various locations	\$ 14,832.40
2/06/2015	882.94-01	Insight CCS Pty Ltd	After Hours Answering Service	\$ 463.32
2/06/2015	882.998-01	Road Signs Australia Pty Ltd	parking signs	\$ 440.00
2/06/2015	883.98000-01	Australian Taxation Office	Business Activity Statement	\$ 9,272.01
4/06/2015	884.1774-01	Express Salary Packaging Pty Ltd	Payroll Deduction	\$ 692.44
4/06/2015	884.3-01	Department of Human Services	Payroll Deduction	\$ 402.35
4/06/2015	884.5-01	LGRCEU	Payroll Deduction	\$ 174.60
9/06/2015	885.103-01	Benara Nurseries	Various Trees	\$ 2,531.10
9/06/2015	885.1042-01	Recall Information Management Pty Ltd	Secure bin shredding	\$ 126.86
9/06/2015	885.105-01	Active Transport & Tilt Tray Service	Tow abandoned vehicle	\$ 121.00
9/06/2015	885.1131-01	Globe Australia Pty Ltd	Supply & Spread Fertiliser - Harvey Field	\$ 2,040.50
9/06/2015	885.114-01	Creation Landscape Supplies	Supply of Road Base, lawn sand, plasterers sand and top dressing lawn sand	\$ 316.70
9/06/2015	885.1262-01	The Framing House	Framing of Cottesloe Map - Pioneers Day	\$ 580.00
9/06/2015	885.15-01	Poolegrave Engravers	Fabricate Cast Bronze Plaque	\$ 1,408.00
9/06/2015	885.1582-01	Snap Claremont	Photocopying/Scanning	\$ 7.50
9/06/2015	885.1583-01	Information Proficiency	Record Keeping Consultancy	\$ 48.13
9/06/2015	885.1589-01	iCLOUD Services	Enforce IT Support April 2015	\$ 1,179.20
9/06/2015	885.1645-01	Swissclinical Australia Pty Ltd	Dry-cleaning - Various Meetings	\$ 175.85
9/06/2015	885.1653-01	Chamberlain Dean Pty Ltd	Depot Temporary Staff	\$ 1,460.84

<u>Date</u>	<u>Payment Reference</u>	<u>Payee</u>	<u>Description</u>	<u>Amount</u>
9/06/2015	885.1694-01	B & B Waste Contractors Pty Ltd	Bulk waste Collection & Leaflet Distribution - May 15	\$ 28,380.00
9/06/2015	885.17-01	Post Newspaper Pty Ltd	Advertising	\$ 1,430.00
9/06/2015	885.1719-01	P Angers	Elected member expense claim	\$ 8,550.00
9/06/2015	885.1794-01	Express Salary Packaging Pty Ltd	GST on Novated Lease vehicle	\$ 32.50
9/06/2015	885.1835-01	Mustang Three T/A Key2Creative	Alterations to Cott Cat Summer Poster 15/16	\$ 308.00
9/06/2015	885.1841-01	BMT Oceania PTY LTD	Coastal monitoring services	\$ 1,984.13
9/06/2015	885.1870-01	Whitfords Marquee and Party Hire	Marquee - ANZAC Day service	\$ 1,195.00
9/06/2015	885.1871-01	All-Firm Pty Ltd T/A Affirmative Group	Remove/lay brick paving - Napoleon Street	\$ 22,968.00
9/06/2015	885.1898-01	Feast Cafe Nedland	Catering services	\$ 1,412.50
9/06/2015	885.19-01	McLeod's Barristers & Solicitors	Legal expenses	\$ 800.47
9/06/2015	885.210-01	Hays Specialist Recruitment (Aust.)	Temp Admin Officer	\$ 1,594.58
9/06/2015	885.26-01	Greenway Enterprises	Supply/Delivery - 100+Jarrack Pickets	\$ 173.24
9/06/2015	885.33-01	Cottesloe Medical Centre	Staff Flu Vaccinations	\$ 147.00
9/06/2015	885.35-01	Cottesloe IGA	Catering supplies	\$ 114.17
9/06/2015	885.37-01	Staples Australia Pty Ltd	Stationery order	\$ 1,532.37
9/06/2015	885.44-01	UHY Haines Norton Chartered Accountants	Training course	\$ 1,320.00
9/06/2015	885.46-01	Professional Tree Surgeons	Prune 2 x Eucalyptus	\$ 2,827.00
9/06/2015	885.524-01	MetroCount	Metro Count Training Course	\$ 605.00
9/06/2015	885.544-01	B M Pember	Consultancy support	\$ 1,144.00
9/06/2015	885.62-01	Bunning's Group Ltd	Hardware Supplies	\$ 115.56
9/06/2015	885.660-01	Dawson's Garden Centre	13 x Begonia Plants for Pioneers Day	\$ 194.35
9/06/2015	885.684-01	J F Walsh	Elected member expense claim	\$ 8,550.00
9/06/2015	885.733-01	J M Dawkins	Elected member expense claim	\$ 26,550.00
9/06/2015	885.80-01	Kennard's Hire Pty Ltd	Day Hire of Jack Hammer	\$ 145.00
9/06/2015	885.82-01	Civica Pty Ltd	Licence Renewal - TRIM, Parkit, GIS	\$ 13,314.79
9/06/2015	885.891-01	Austral Mercantile Collections Pty	Sundry debt recovery charges	\$ 33.00
9/06/2015	885.901-01	Lester Blades	Recruitment fees & advertisement	\$ 9,920.90
9/06/2015	885.91-01	Claremont Asphalt	Various Asphalt Repairs	\$ 1,320.00
9/06/2015	885.955-01	Minuteman Press	150 x Invitations for Pioneers Day	\$ 265.72
9/06/2015	885.998-01	Road Signs Australia Pty Ltd	Street name plate	\$ 55.00
10/06/2015	886.1098-01	National Australia Bank Business Visa	Repair Windscreens (2 - \$600)	\$ 609.00
			Monthly credit card fee (\$9.00)	
10/06/2015	887.1721-01	Business Fuel Cards Pty Ltd	Fuel for Fleet Vehicles	\$ 7,628.75
12/06/2015	890.1020-01	By Word of Mouth Pty Ltd	Catering services	\$ 5,292.65
12/06/2015	890.103-01	Benara Nurseries	Various Trees	\$ 913.00
12/06/2015	890.105-01	Active Transport & Tilt Tray Service	Tow abandoned vehicle	\$ 121.00
12/06/2015	890.1099-01	O'Connor Lawnmower & Chainsaw Centre	Pressure Vessel - SG20	\$ 62.80
12/06/2015	890.1102-01	Betta Turf	100m kikuyu turf & 1 x bag turf start	\$ 573.00

<u>Date</u>	<u>Payment Reference</u>	<u>Payee</u>	<u>Description</u>	<u>Amount</u>
12/06/2015	890.114-01	Creation Landscape Supplies	1m3 Lawn Sand	\$ 53.00
12/06/2015	890.122-01	Jackson McDonald Lawyers	Legal services	\$ 3,435.51
12/06/2015	890.1361-01	Department of Transport	Vehicle Search Fees	\$ 1,224.75
12/06/2015	890.139-01	Australia Post	Daily Mail Delivery/Pickup	\$ 1,309.48
12/06/2015	890.15-01	Poolegrave Engravers	2 plaques for Sculpture by the Sea acquisition	\$ 1,650.00
12/06/2015	890.1582-01	Snap Claremont	Photocopying/Scanning	\$ 33.00
12/06/2015	890.1653-01	Chamberlain Dean Pty Ltd T/A Prime	Depot Temporary Staff W/E 5 Jun 15	\$ 1,460.84
12/06/2015	890.1826-01	N D Reeves	Reimburse for supplies	\$ 51.79
12/06/2015	890.19-01	McLeod's Barristers & Solicitors	Parking Prosecution - Matter No 37100	\$ 1,022.22
12/06/2015	890.20-01	Hillmack Sales (Australia) Pty Ltd	1.0cm2 Concrete for Beach St & Curtin St	\$ 395.00
12/06/2015	890.210-01	Hays Specialist Recruitment (Aust.)	Temp Admin Officer - WE 7 June 15	\$ 1,309.29
12/06/2015	890.35-01	Cottesloe IGA	Milk Supply	\$ 29.74
12/06/2015	890.37-01	Staples Australia Pty Ltd	Stationery order	\$ 52.62
12/06/2015	890.62-01	Bunning's Group Ltd	Hardware supplies	\$ 9.43
12/06/2015	890.84-01	West Australian Local Government Association	Training	\$ 522.50
12/06/2015	890.891-01	Austral Mercantile Collections Pty	Rates Debt Recovery	\$ 3,042.96
22/06/2015	891.1774-01	Express Salary Packaging Pty Ltd	Payroll Deduction	\$ 692.44
22/06/2015	891.3-01	Department of Human Services	Payroll Deduction	\$ 402.35
22/06/2015	891.5-01	LGRCEU	Payroll Deduction	\$ 174.60
23/06/2015	892.1903-01	Click Super	Superannuation contributions	\$ 18,324.24
24/06/2015	893.1099-01	O'Connor Lawnmower & Chainsaw Centre	Supply of Miscellaneous Parts	\$ 199.70
24/06/2015	893.1131-01	Globe Australia Pty Ltd	6 x 20L Drums	\$ 1,328.80
24/06/2015	893.1151-01	1IT Pty Ltd	Support - Website hosting and maintenance plan from 1 Jul 15 - 30 Jun 16	\$ 4,650.80
24/06/2015	893.121-01	Chubb Fire & Security Pty Ltd	Service of Fire Extinguishers & Equipment	\$ 1,219.57
24/06/2015	893.1226-01	Ellenby Tree Farm Pty Ltd	Trees	\$ 2,145.00
24/06/2015	893.1239-01	One Fire Group	Fire indicator panel maintenance	\$ 1,271.60
24/06/2015	893.128-01	Total Packaging (WA) Pty Ltd	Biodegradable bags	\$ 1,006.72
24/06/2015	893.132-01	Landfill Gas & Power Pty Ltd	Black power supply for May 15	\$ 2,763.98
24/06/2015	893.1473-01	Eco Resources Pty Ltd	Receive waste	\$ 1,705.00
24/06/2015	893.1492-01	EEO Specialists Pty Ltd	Grievance officer training	\$ 1,094.50
24/06/2015	893.1576-01	Edinger Real Estate	Lease Fees - Stack St Depot	\$ 16,840.19
24/06/2015	893.1582-01	Snap Claremont	Photocopying/scanning	\$ 61.50
24/06/2015	893.1583-01	Information Proficiency	Records Man - Trim support & IT	\$ 4,812.50
24/06/2015	893.1645-01	Swissclinical Australia Pty Ltd	Dry-cleaning from Various Meetings	\$ 366.00
24/06/2015	893.1653-01	Chamberlain Dean Pty Ltd	Temporary depot staff	\$ 1,439.36
24/06/2015	893.1670-01	Robert A Hawker	Tuning of Piano for Pioneers Day 2015	\$ 220.00
24/06/2015	893.1693-01	Surekleen Products Pty Ltd	Degreaser, Bug Swipe & Glue Kleen	\$ 503.64
24/06/2015	893.1778-01	Western Heritage Pty Ltd	Repointing Works to Main Beach Terrace	\$ 2,002.00

<u>Date</u>	<u>Payment Reference</u>	<u>Payee</u>	<u>Description</u>	<u>Amount</u>
24/06/2015	893.1779-01	DS Agencies Pty Ltd	10 x 8mm Lock & 10 x Keys	\$ 583.00
24/06/2015	893.1794-01	Express Salary Packaging Pty Ltd	GST on lease vehicle	\$ 32.50
24/06/2015	893.1862-01	Tapex Pty Ltd	Path mat - beach access trial sand stabilisation	\$ 951.50
24/06/2015	893.1866-01	Atlas Group Pty Ltd	Napoleon St brick paving	\$ 53,423.24
24/06/2015	893.1871-01	All-Firm Pty Ltd T/A Affirmative Group	Installation of paving Napoleon St	\$ 19,705.50
24/06/2015	893.1879-01	Domain Catering	Catering services	\$ 892.25
24/06/2015	893.188-01	Bob Jane T-Mart	Supply & Fit 2 Tyres on Skid Steer	\$ 778.00
24/06/2015	893.1898-01	Feast Cafe Nedland	Catering services	\$ 378.00
24/06/2015	893.19-01	McLeod's Barristers & Solicitors	Legal services	\$ 2,451.90
24/06/2015	893.1905-01	Digitek Solutions	Replace batteries & repair solar lights	\$ 4,059.66
24/06/2015	893.200-01	Paint Industries Pty Ltd	Paint & Materials	\$ 67.26
24/06/2015	893.210-01	Hays Specialist Recruitment (Aust.)	Temporary administration officer	\$ 1,617.79
24/06/2015	893.211-01	Apac Aid (Inc)	Native Tube Stock x 1390	\$ 2,155.89
24/06/2015	893.26-01	Greenway Enterprises	Supply of various materials	\$ 334.33
24/06/2015	893.35-01	Cottesloe IGA	Various Supplies	\$ 91.25
24/06/2015	893.37-01	Staples Australia Pty Ltd	Stationery order	\$ 670.01
24/06/2015	893.38-01	Veolia Environmental Services	Empty & Replace Depot Skip Bin at Seaview Gc-f Course	\$ 578.16
24/06/2015	893.45-01	Town of Mosman Park	Australia Day 2015 Combined Council Event	\$ 4,958.00
24/06/2015	893.46-01	Professional Tree Surgeons	Removing Tree and Stump - Civic Centre	\$ 3,355.00
24/06/2015	893.49-01	Charles Service Company	Cleaning Services & Supplies	\$ 4,573.38
24/06/2015	893.544-01	B M Pember	Consultancy support	\$ 2,145.00
24/06/2015	893.545-01	Department of Fire & Emergency Service	Emergency services levies - Quarter 4	\$ 131,693.89
24/06/2015	893.574-01	Burgess Rawson (WA) Pty Ltd	Car park rent	\$ 5,049.00
24/06/2015	893.62-01	Bunning's Group Ltd	Hardware Supplies	\$ 378.58
24/06/2015	893.695-01	Cardno (WA) Pty Ltd	Professional services - building inspections	\$ 12,061.50
24/06/2015	893.79-01	Perth Irrigation Centre	Irrigation hardware supplies	\$ 19.75
24/06/2015	893.809-01	Biara Conservation Services	Weed spraying various sites	\$ 2,640.00
24/06/2015	893.84-01	West Australian Local Government Association	Marketforce advertisement - May 15	\$ 1,036.04
24/06/2015	893.85-01	Western Metropolitan Regional Council	Transfer Station Disposal	\$ 22,308.22
24/06/2015	893.88-01	Managed IT Pty Ltd	IT Support	\$ 9,193.56
24/06/2015	893.89-01	Major Motors Pty Ltd	New vehicle etc	\$ 36,211.85
24/06/2015	893.91-01	Claremont Asphalt	Compact sand for concrete pad at Seaview	\$ 1,650.00
24/06/2015	893.988-01	Secutex Pty Ltd	Monitoring fees from 1 Jul - 30 Sep 15	\$ 171.60
30/06/2015	894.100-01	Jaymar Pumps	Installation of Flowmeter	\$ 1,834.80
30/06/2015	894.1005-01	The Royal Life Saving Society Aust.	Pool inspections etc	\$ 11,099.00
30/06/2015	894.105-01	Active Transport & Tilt Tray Service	Tow abandoned vehicle	\$ 121.00
30/06/2015	894.1102-01	Betta Turf	Roll on Turf 45m2	\$ 280.00
30/06/2015	894.1133-01	Lock, Stock & Farrell Locksmith Pty	Repair Faulty Latch to Cleaners Store and supply padlocks and keys	\$ 1,775.50

<u>Date</u>	<u>Payment Reference</u>	<u>Payee</u>	<u>Description</u>	<u>Amount</u>
30/06/2015	894.1239-01	One Fire Group	Investigate Faults on Fire Indicator Pan	\$ 544.50
30/06/2015	894.1479-01	Environmental Wastewater C S Pty Ltd	Street Sweeping May 2015	\$ 6,209.79
30/06/2015	894.1496-01	Concut Pty Ltd	Hand Sawing 2.8m x 150mm	\$ 264.00
30/06/2015	894.1575-01	Blairmount Investments Pty Ltd	Diagnose/repair electrical fault 1DLV704	\$ 286.00
30/06/2015	894.1578-01	Force Corp Pty Ltd	Day hire of cherry picker 5 Mar 15	\$ 924.00
30/06/2015	894.1584-01	Ozwashroom - R & R Dawood	2 x twin jumbo toilet roll dispensers	\$ 124.25
30/06/2015	894.16-01	Presswise Publications	Advertising	\$ 1,100.00
30/06/2015	894.1645-01	Swissclinical Australia Pty Ltd	Dry-cleaning - various council meetings	\$ 279.60
30/06/2015	894.1653-01	Chamberlain Dean Pty Ltd	Temporary depot staff	\$ 1,095.63
30/06/2015	894.1700-01	Rodrigues Bodycoat Architects	Professional Services	\$ 2,750.00
30/06/2015	894.1712-01	Direct Commercial Supplies	Toiletory supplies	\$ 1,122.00
30/06/2015	894.1723-01	Perthwaste Green Recycling	Domestic and commercial waste	\$ 44,081.37
30/06/2015	894.1827-01	Culture + Context	Consultation fees	\$ 3,275.06
30/06/2015	894.1879-01	Domain Catering	Catering services	\$ 211.00
30/06/2015	894.1898-01	Feast Cafe Nedland	Catering services	\$ 802.00
30/06/2015	894.1900-01	SHS Products Pty Ltd	2 x Sharps Safes	\$ 308.62
30/06/2015	894.1901-01	International Cities, Town Centres	Conference fees	\$ 555.00
30/06/2015	894.1902-01	Keith Heffernan Pty Ltd	Aztec ring playground equipment	\$ 376.30
30/06/2015	894.24-01	Iron Mountain Australia Pty Ltd	Offsite Storage of Records	\$ 130.65
30/06/2015	894.29-01	Fuji Xerox Australia Pty Ltd	Printing Consumption	\$ 441.41
30/06/2015	894.35-01	Cottesloe IGA	Catering supplies	\$ 98.87
30/06/2015	894.37-01	Staples Australia Pty Ltd	Stationery order	\$ 823.42
30/06/2015	894.38-01	Veolia Environmental Services	Exchange Skip Bin	\$ 503.36
30/06/2015	894.45-01	Town of Mosman Park	Contribution	\$ 103.50
30/06/2015	894.46-01	Professional Tree Surgeons	Final stump grinding	\$ 1,364.00
30/06/2015	894.47-01	Collisters Electrical	Electrical tagging & test at depot and reinstall main lawn bbq	\$ 2,079.00
30/06/2015	894.525-01	GC Sales (WA)	10 x locking posts & 15 x 120L red lids	\$ 2,761.00
30/06/2015	894.544-01	B M Pember	Consultancy support	\$ 2,788.50
30/06/2015	894.645-01	Cobblestone Concrete	Footpath adjustment	\$ 1,045.00
30/06/2015	894.681-01	J S Birbrauer	Elected member expense claim	\$ 5,167.00
30/06/2015	894.7-01	Western Chainwire	Supply & Install - Replacement Wire Fencing	\$ 1,749.00
30/06/2015	894.89-01	Major Motors Pty Ltd	Service truck	\$ 296.91
30/06/2015	894.94-01	Insight CCS Pty Ltd	After hours answering service	\$ 378.96
2/06/2015		Commonwealth Bank of Australia	Bank fees	\$ 27.73
3/06/2015		National Australia Bank	Transfer to reserve deposits	\$ 50,350.00
3/06/2015		Town of Cottesloe Staff	Fortnightly payroll	\$ 79,924.86
15/06/2015		National Australia Bank	Bank fees	\$ 30.78
17/06/2015		Town of Cottesloe Staff	Fortnightly payroll	\$ 87,949.33

<u>Date</u>	<u>Payment Reference</u>	<u>Payee</u>	<u>Description</u>	<u>Amount</u>
19/06/2015		National Australia Bank	Bank fees	\$ 88.98
30/06/2015		National Australia Bank	Transfer to trust account	\$ 50,751.00
30/06/2015		National Australia Bank	Bank fees	\$ 24.44
30/06/2015		National Australia Bank	Bank fees	\$ 127.70
30/06/2015		National Australia Bank	Bank fees	\$ 167.12
Grand Total				\$ 1,161,421.56

Pursuant to Regulation of 13(4) of the local Government (Financial Management) Regulations the total of all other outstanding accounts for payment as at the date of this payment listing being prepared is \$319,239.28

I hereby certify that the above schedule of accounts totalling \$1,161,421.56 as submitted to the Works & Corporate Services Committee meeting held on 21 July 2015

Signed (Chairperson of the Works & Corporate Services Committee)

TOWN OF COTTESLOE
RESERVES - CASH BACKED INVESTMENTS
FOR THE PERIOD ENDING 30 JUNE 2015

	2014-2015 ACTUAL \$	2014-2015 BUDGET \$
1 Area Improvement		
Purpose: To fund the cost of improving facilities within the Municipality.		
Opening Balance	34	-
Transfer to Reserves	0	-
Transfer from Reserves	-	-
	34	-
2 Waste Management Reserve		
Purpose: To fund the improvement, replacement and expansion of waste management plant, equipment, facilities and services.		
Opening Balance	-	10,053
Transfer to Reserves	0	2,627
Transfer from Reserves	-	-
Closing Balance	0	12,680
3 Parking Reserve		
Purpose: To set aside funds from developers for the development of parking facilities		
Opening Balance	10,024	14,845
Transfer to Reserves	274	520
Transfer from Reserves	-	-
Closing Balance	10,298	15,365
4 Leave Reserve		
Purpose: To set asides funds to assist with the funding of unexpected employee entitlements		
Opening Balance	175,249	174,514
Transfer to Reserves	4,772	6,108
Transfer from Reserves	-	-
Closing Balance	180,021	180,622
5 Civic Centre Reserve		
Purpose: To fund the cost of upgrading the civic centre.		
Opening Balance	342	1,410
Transfer to Reserves	80,692	42
Transfer from Reserves	-	(1,452)
Closing Balance	81,034	-
6 Property Reserve		
Purpose: To contribute towards future property construction/renewal.		
Opening Balance	378,993	310,441
Transfer to Reserves	10,320	13,410
Transfer from Reserves	-	-
Closing Balance	389,313	323,851

TOWN OF COTTESLOE
RESERVES - CASH BACKED INVESTMENTS
FOR THE PERIOD ENDING 30 JUNE 2015

	2014-2015 ACTUAL \$	2014-2015 BUDGET \$
7 Infrastructure Reserve		
Purpose: To contribute towards future infrastructure construction/renewal.		
Opening Balance	298,439	349,114
Transfer to Reserves	73,490	12,219
Transfer from Reserves	-	-
Closing Balance	<u>371,929</u>	<u>361,333</u>
8 Unspent Grants/Funds Reserve		
Purpose: To account for unspent grants/funds at year end		
Opening Balance	258	-
Transfer to Reserves	7	-
Transfer from Reserves	-	-
Closing Balance	<u>265</u>	<u>-</u>
9 Legal Reserve		
Purpose: To provide funds to provide for legal expenses		
Opening Balance	65,481	65,211
Transfer to Reserves	1,783	2,282
Transfer from Reserves	-	-
Closing Balance	<u>67,264</u>	<u>67,493</u>
10 Parking Facilities Reserve		
Purpose: To provide funds to provide for parking facilities		
Opening Balance	150,303	151,132
Transfer to Reserves	4,093	5,290
Transfer from Reserves	-	-
Closing Balance	<u>154,396</u>	<u>156,422</u>
11 Sustainability Reserve		
Purpose: To fund new or enhance existing Sustainability initiatives within the Town of Cottesloe		
Opening Balance	20,382	19,782
Transfer to Reserves	8,097	8,192
Transfer from Reserves	-	(5,000)
Closing Balance	<u>28,479</u>	<u>22,974</u>
11 Depot Funds Reserve		
Purpose: To fund the improvement of infrastructure within the suburb of Cottesloe		
Opening Balance	-	-
Transfer to Reserves	8,696,297	8,310,000
Transfer from Reserves	(318,002)	-
Closing Balance	<u>8,378,295</u>	<u>8,310,000</u>
Sub Total	<u>9,661,329</u>	<u>9,450,740</u>

TOWN OF COTTESLOE
RESERVES - CASH BACKED INVESTMENTS
FOR THE PERIOD ENDING 30 JUNE 2015

	2014-2015 ACTUAL \$	2014-2015 BUDGET \$
12 Combined Library Reserve		
Purpose: To fund improvements at the Library		
Opening Balance	83,441	-
Transfer to Reserves	-	-
Transfer from Reserves	-	-
	<u>83,441</u>	<u>-</u>
TOTAL RESERVES	<u><u>9,744,770</u></u>	<u><u>9,450,740</u></u>

TOWN OF COTTESLOE

INVESTMENTS

SCHEDULE OF INVESTMENTS HELD AS AT 30 JUNE 2015

BANK	RATE %	TERM	MATURITY DATE	MUNICIPAL INVESTMENTS	RESERVE FUND	COMMENTS
NATIONAL AUSTRALIA BANK	2.95%	90 DAYS	28-Sep-15	5,633.75		COTTESLOE PRIMARY SCHOOL
NATIONAL AUSTRALIA BANK	2.95%	90 DAYS	28-Sep-15	5,575.14		NORTH COTT PRIMARY SCHOOL
WESTPAC	2.92%	90 DAYS	13-Jul-15	484,871.39		TERM INVESTMENT
COMMONWEALTH BANK OF AUSTRALIA	2.27%	30 DAYS	30-Jul-15	493,059.96		TERM INVESTMENT
WESTPAC	2.90%	90 DAYS	28-Sep-15		79,956.45	RESERVE FUND INVESTMENTS
BANKWEST	2.90%	91 DAYS	29-Sep-15		150,565.65	RESERVE FUND INVESTMENTS
NATIONAL AUSTRALIA BANK	2.91%	121 DAYS	12-Oct-15		379,523.53	RESERVE FUND INVESTMENTS
BANKWEST	2.80%	90 DAYS	6-Jul-15		1,894,638.08	RESERVE FUND INVESTMENTS
BANKWEST	2.80%	90 DAYS	6-Jul-15		1,894,638.08	RESERVE FUND INVESTMENTS
NATIONAL AUSTRALIA BANK	2.90%	89 DAYS	1-Sep-15		1,884,108.91	RESERVE FUND INVESTMENTS
WESTPAC	2.87%	120 DAYS	5-Oct-15		1,814,019.29	RESERVE FUND INVESTMENTS
COMMONWEALTH BANK OF AUSTRALIA	2.90%	92 DAYS	8-Jul-15		1,453,253.56	RESERVE FUND INVESTMENTS
NATIONAL AUSTRALIA BANK	2.95%	90 DAYS	28-Sep-15		193,373.53	RESERVE FUND INVESTMENTS
NATIONAL AUSTRALIA BANK	2.93%	90 DAYS	17-Sep-15		197,252.23	RESERVE FUND INVESTMENTS
TOTAL				\$989,140.24	\$9,661,329.31	

BANK	\$	%
NATIONAL AUSTRALIA BANK	\$2,555,467.09	23.99
WESTPAC BANKING CORPORATION	\$2,378,847.13	22.34
BANKWEST	\$3,769,841.81	35.40
COMMONWEALTH BANK OF AUSTRALIA	\$1,946,313.52	18.27
TOTAL	\$10,650,469.55	100.00

TOWN OF COTTESLOE

LOANS

SCHEDULE OF LOANS HELD AS AT 30 JUNE 2015

BANK	REF NO.	RATE %	PERIOD	MATURITY DATE	BALANCE OWING	LAST INSTALMENT DATE	NEXT INSTALMENT DATE	CURRENT LIABILITY	NON-CURRENT LIABILITY	COMMENTS
WA TREASURY	105	6.22%	15 YEARS	6-Oct-23	\$256,620.19	6-Apr-15	6-Oct-15	\$23,729.57	\$232,890.62	SEA VIEW GOLF CLUB
WA TREASURY	106	5.25%	10 YEARS	3-Apr-19	\$740,674.67	3-Apr-15	5-Oct-15	\$171,032.72	\$569,641.95	CAPITAL PROJECT - CIVIC CENTRE
WA TREASURY	107	6.51%	20 YEARS	16-Sep-29	\$4,150,077.15	16-Mar-15	16-Sep-15	\$179,249.99	\$3,970,827.16	CAPITAL PROJECT - JOINT LIBRARY
					<u>\$5,147,372.01</u>			<u>\$374,012.28</u>	<u>\$4,773,359.73</u>	
LOANS TO OTHER ENTITIES					\$256,620.19			\$23,729.57	\$232,890.62	
LOANS FOR TOC					\$4,890,751.82			\$350,282.71	\$4,540,469.11	
					<u>\$5,147,372.01</u>			<u>\$374,012.28</u>	<u>\$4,773,359.73</u>	

TOWN OF COTTESLOE

SUNDRY DEBTORS REPORT AS AT 30 JUNE 2015

<u>Debtor Number</u>	<u>Nature Of Debt</u>	<u>3+ Months</u>	<u>2+ Months</u>	<u>1+ Month</u>	<u>Current</u>	<u>Balance</u>	<u>Status</u>
403	Venue hire	\$6,445.00	\$5,020.00	\$1,870.00	\$5,850.00	\$19,185.00	Statement sent
115	Contribution	\$5,000.00	\$0.00	\$0.00	\$19,776.50	\$24,776.50	Statement sent
12	Waste collection charges	\$3,078.40	\$1,539.20	\$0.00	\$1,539.20	\$6,156.80	Statement sent
440	Waste collection charges	\$2,498.60	\$1,249.30	\$0.00	\$1,249.30	\$4,997.20	Statement sent
498	Reimbursement	\$1,311.20	\$0.00	\$0.00	\$0.00	\$1,311.20	Debt recovery
491	Waste collection charges	\$910.00	\$455.00	\$0.00	\$455.00	\$1,820.00	Statement sent
293	Venue hire	\$850.00	\$0.00	\$0.00	\$0.00	\$850.00	Debt recovery
538	Reimbursement	\$737.00	\$0.00	\$0.00	\$0.00	\$737.00	Statement sent
530	Waste collection charges etc	\$225.00	\$0.00	\$0.00	\$644.67	\$869.67	Statement sent
74	Waste collection charges	\$134.21	\$0.00	\$0.00	\$0.00	\$134.21	Statement sent
123	Waste collection charges	\$124.93	\$124.93	\$0.00	\$124.93	\$374.79	Statement sent
106	Waste collection charges	\$6.92	\$0.00	\$0.00	\$0.00	\$6.92	Statement sent
479	Waste collection charges	\$0.00	\$749.58	\$0.00	\$749.58	\$1,499.16	Statement sent
26	Waste collection charges	\$0.00	\$539.76	\$0.00	\$539.76	\$1,079.52	Statement sent
550	Waste collection charges	\$0.00	\$488.40	\$0.00	\$634.92	\$1,123.32	Statement sent
444	Waste collection charges	\$0.00	\$455.00	\$0.00	\$420.00	\$875.00	Statement sent
448	Waste collection charges	\$0.00	\$356.70	\$0.00	\$479.70	\$836.40	Statement sent
29	Waste collection charges	\$0.00	\$269.88	\$0.00	\$269.88	\$539.76	Statement sent
164	Waste collection charges	\$0.00	\$159.90	\$0.00	\$159.90	\$319.80	Statement sent
299	Waste collection charges	\$0.00	\$159.90	\$0.00	\$159.90	\$319.80	Statement sent
119	Waste collection charges	\$0.00	\$89.96	\$0.00	\$89.96	\$179.92	Statement sent
551	Waste collection charges	\$0.00	\$89.96	\$0.00	\$89.96	\$179.92	Statement sent
481	Waste collection charges	\$0.00	\$48.05	\$0.00	\$0.00	\$48.05	Current
43	Waste collection charges	\$0.00	\$0.00	\$997.96	\$1,219.17	\$2,217.13	Current
97	Waste collection charges	\$0.00	\$0.00	\$0.00	\$8,467.42	\$8,467.42	Current
42	Waste collection charges	\$0.00	\$0.00	\$0.00	\$3,918.20	\$3,918.20	Current
125	Waste collection charges	\$0.00	\$0.00	\$0.00	\$3,678.90	\$3,678.90	Current
311	Waste collection charges	\$0.00	\$0.00	\$0.00	\$3,218.28	\$3,218.28	Current
73	Waste collection charges	\$0.00	\$0.00	\$0.00	\$3,158.22	\$3,158.22	Current
86	Waste collection charges	\$0.00	\$0.00	\$0.00	\$3,079.70	\$3,079.70	Current
512	Waste collection charges	\$0.00	\$0.00	\$0.00	\$2,859.50	\$2,859.50	Current
18	Waste collection charges	\$0.00	\$0.00	\$0.00	\$2,428.66	\$2,428.66	Current
7	Waste collection charges	\$0.00	\$0.00	\$0.00	\$1,767.22	\$1,767.22	Current
529	Waste collection charges	\$0.00	\$0.00	\$0.00	\$1,510.08	\$1,510.08	Current
41	Waste collection charges	\$0.00	\$0.00	\$0.00	\$1,219.40	\$1,219.40	Current
124	Waste collection charges	\$0.00	\$0.00	\$0.00	\$1,079.52	\$1,079.52	Current

TOWN OF COTTESLOE

SUNDRY DEBTORS REPORT AS AT 30 JUNE 2015

<u>Debtor Number</u>	<u>Nature Of Debt</u>	<u>3+ Months</u>	<u>2+ Months</u>	<u>1+ Month</u>	<u>Current</u>	<u>Balance</u>	<u>Status</u>
245	Waste collection charges	\$0.00	\$0.00	\$0.00	\$1,069.38	\$1,069.38	Current
33	Waste collection charges	\$0.00	\$0.00	\$0.00	\$1,019.46	\$1,019.46	Current
113	Waste collection charges	\$0.00	\$0.00	\$0.00	\$910.00	\$910.00	Current
495	Waste collection charges	\$0.00	\$0.00	\$0.00	\$822.38	\$822.38	Current
44	Waste collection charges	\$0.00	\$0.00	\$0.00	\$810.28	\$810.28	Current
95	Waste collection charges	\$0.00	\$0.00	\$0.00	\$789.62	\$789.62	Current
45	Waste collection charges	\$0.00	\$0.00	\$0.00	\$749.58	\$749.58	Current
542	Waste collection charges	\$0.00	\$0.00	\$0.00	\$734.76	\$734.76	Current
115	Waste collection charges	\$0.00	\$0.00	\$0.00	\$729.56	\$729.56	Current
16	Waste collection charges	\$0.00	\$0.00	\$0.00	\$679.64	\$679.64	Current
298	Waste collection charges	\$0.00	\$0.00	\$0.00	\$679.64	\$679.64	Current
133	Waste collection charges	\$0.00	\$0.00	\$0.00	\$544.96	\$544.96	Current
40	Waste collection charges	\$0.00	\$0.00	\$0.00	\$539.76	\$539.76	Current
83	Waste collection charges	\$0.00	\$0.00	\$0.00	\$519.74	\$519.74	Current
55	Waste collection charges	\$0.00	\$0.00	\$0.00	\$499.72	\$499.72	Current
107	Waste collection charges	\$0.00	\$0.00	\$0.00	\$449.80	\$449.80	Current
78	Waste collection charges	\$0.00	\$0.00	\$0.00	\$429.78	\$429.78	Current
130	Waste collection charges	\$0.00	\$0.00	\$0.00	\$429.78	\$429.78	Current
528	Waste collection charges	\$0.00	\$0.00	\$0.00	\$422.06	\$422.06	Current
36	Waste collection charges	\$0.00	\$0.00	\$0.00	\$409.76	\$409.76	Current
47	Waste collection charges	\$0.00	\$0.00	\$0.00	\$374.79	\$374.79	Current
11	Waste collection charges	\$0.00	\$0.00	\$0.00	\$339.82	\$339.82	Current
21	Waste collection charges	\$0.00	\$0.00	\$0.00	\$339.82	\$339.82	Current
34	Waste collection charges	\$0.00	\$0.00	\$0.00	\$339.82	\$339.82	Current
340	Waste collection charges	\$0.00	\$0.00	\$0.00	\$339.82	\$339.82	Current
570	Waste collection charges	\$0.00	\$0.00	\$0.00	\$274.56	\$274.56	Current
69	Waste collection charges	\$0.00	\$0.00	\$0.00	\$269.88	\$269.88	Current
87	Waste collection charges	\$0.00	\$0.00	\$0.00	\$269.88	\$269.88	Current
561	Waste collection charges	\$0.00	\$0.00	\$0.00	\$269.88	\$269.88	Current
20	Waste collection charges	\$0.00	\$0.00	\$0.00	\$249.86	\$249.86	Current
52	Waste collection charges	\$0.00	\$0.00	\$0.00	\$249.86	\$249.86	Current
59	Waste collection charges	\$0.00	\$0.00	\$0.00	\$249.86	\$249.86	Current
99	Waste collection charges	\$0.00	\$0.00	\$0.00	\$249.86	\$249.86	Current
197	Waste collection charges	\$0.00	\$0.00	\$0.00	\$249.86	\$249.86	Current
352	Waste collection charges	\$0.00	\$0.00	\$0.00	\$249.86	\$249.86	Current
117	Waste collection charges	\$0.00	\$0.00	\$0.00	\$229.84	\$229.84	Current

TOWN OF COTTESLOE

SUNDRY DEBTORS REPORT AS AT 30 JUNE 2015

<u>Debtor Number</u>	<u>Nature Of Debt</u>	<u>3+ Months</u>	<u>2+ Months</u>	<u>1+ Month</u>	<u>Current</u>	<u>Balance</u>	<u>Status</u>
514	Waste collection charges	\$0.00	\$0.00	\$0.00	\$227.50	\$227.50	Current
4	Waste collection charges	\$0.00	\$0.00	\$0.00	\$214.85	\$214.89	Current
453	Waste collection charges	\$0.00	\$0.00	\$0.00	\$214.85	\$214.89	Current
132	Waste collection charges	\$0.00	\$0.00	\$0.00	\$209.82	\$209.82	Current
63	Waste collection charges	\$0.00	\$0.00	\$0.00	\$179.92	\$179.92	Current
114	Waste collection charges	\$0.00	\$0.00	\$0.00	\$179.92	\$179.92	Current
121	Waste collection charges	\$0.00	\$0.00	\$0.00	\$179.92	\$179.92	Current
545	Waste collection charges	\$0.00	\$0.00	\$0.00	\$179.92	\$179.92	Current
176	Waste collection charges	\$0.00	\$0.00	\$0.00	\$169.00	\$169.00	Current
424	Waste collection charges	\$0.00	\$0.00	\$0.00	\$159.90	\$159.90	Current
507	Waste collection charges	\$0.00	\$0.00	\$0.00	\$159.90	\$159.90	Current
562	Waste collection charges	\$0.00	\$0.00	\$0.00	\$159.90	\$159.90	Current
19	Waste collection charges	\$0.00	\$0.00	\$0.00	\$124.93	\$124.93	Current
23	Waste collection charges	\$0.00	\$0.00	\$0.00	\$124.93	\$124.93	Current
35	Waste collection charges	\$0.00	\$0.00	\$0.00	\$124.93	\$124.93	Current
56	Waste collection charges	\$0.00	\$0.00	\$0.00	\$124.93	\$124.93	Current
62	Waste collection charges	\$0.00	\$0.00	\$0.00	\$124.93	\$124.93	Current
98	Waste collection charges	\$0.00	\$0.00	\$0.00	\$124.93	\$124.93	Current
116	Waste collection charges	\$0.00	\$0.00	\$0.00	\$124.93	\$124.93	Current
266	Waste collection charges	\$0.00	\$0.00	\$0.00	\$124.93	\$124.93	Current
315	Waste collection charges	\$0.00	\$0.00	\$0.00	\$124.93	\$124.93	Current
404	Waste collection charges	\$0.00	\$0.00	\$0.00	\$124.93	\$124.93	Current
416	Waste collection charges	\$0.00	\$0.00	\$0.00	\$124.93	\$124.93	Current
431	Waste collection charges	\$0.00	\$0.00	\$0.00	\$124.93	\$124.93	Current
548	Waste collection charges	\$0.00	\$0.00	\$0.00	\$124.93	\$124.93	Current
101	Waste collection charges	\$0.00	\$0.00	\$0.00	\$109.98	\$109.98	Current
478	Waste collection charges	\$0.00	\$0.00	\$0.00	\$98.40	\$98.40	Current
30	Waste collection charges	\$0.00	\$0.00	\$0.00	\$89.96	\$89.96	Current
37	Waste collection charges	\$0.00	\$0.00	\$0.00	\$89.96	\$89.96	Current
53	Waste collection charges	\$0.00	\$0.00	\$0.00	\$89.96	\$89.96	Current
92	Waste collection charges	\$0.00	\$0.00	\$0.00	\$89.96	\$89.96	Current
93	Waste collection charges	\$0.00	\$0.00	\$0.00	\$89.96	\$89.96	Current
94	Waste collection charges	\$0.00	\$0.00	\$0.00	\$85.96	\$85.96	Current
104	Waste collection charges	\$0.00	\$0.00	\$0.00	\$85.96	\$85.96	Current
105	Waste collection charges	\$0.00	\$0.00	\$0.00	\$85.96	\$85.96	Current
109	Waste collection charges	\$0.00	\$0.00	\$0.00	\$85.96	\$85.96	Current

TOWN OF COTTESLOE

SUNDRY DEBTORS REPORT AS AT 30 JUNE 2015

<u>Debtor Number</u>	<u>Nature Of Debt</u>	<u>3+ Months</u>	<u>2+ Months</u>	<u>1+ Month</u>	<u>Current</u>	<u>Balance</u>	<u>Status</u>
163	Waste collection charges	\$0.00	\$0.00	\$0.00	\$89.95	\$89.96	Current
261	Waste collection charges	\$0.00	\$0.00	\$0.00	\$89.95	\$89.96	Current
287	Waste collection charges	\$0.00	\$0.00	\$0.00	\$89.95	\$89.96	Current
300	Waste collection charges	\$0.00	\$0.00	\$0.00	\$89.95	\$89.96	Current
347	Waste collection charges	\$0.00	\$0.00	\$0.00	\$89.95	\$89.96	Current
351	Waste collection charges	\$0.00	\$0.00	\$0.00	\$89.95	\$89.96	Current
353	Waste collection charges	\$0.00	\$0.00	\$0.00	\$89.95	\$89.96	Current
410	Waste collection charges	\$0.00	\$0.00	\$0.00	\$89.95	\$89.96	Current
429	Waste collection charges	\$0.00	\$0.00	\$0.00	\$89.95	\$89.96	Current
445	Waste collection charges	\$0.00	\$0.00	\$0.00	\$89.95	\$89.96	Current
496	Waste collection charges	\$0.00	\$0.00	\$0.00	\$89.95	\$89.96	Current
502	Waste collection charges	\$0.00	\$0.00	\$0.00	\$89.95	\$89.96	Current
534	Waste collection charges	\$0.00	\$0.00	\$0.00	\$89.95	\$89.96	Current
560	Waste collection charges	\$0.00	\$0.00	\$0.00	\$89.95	\$89.96	Current
174	Reimbursement	\$0.00	\$0.00	\$0.00	\$70.00	\$70.00	Current
511	Reimbursement	\$0.00	\$0.00	\$0.00	\$70.00	\$70.00	Current
504	Waste collection charges	\$0.00	\$0.00	\$0.00	\$34.97	\$34.97	Current
90	Waste collection charges	\$0.00	\$0.00	\$0.00	\$8.71	\$8.71	Current
564	Sale of abandoned vehicles	\$0.00	\$0.00	\$0.00	-\$448.17	-\$448.17	Invoice to be raised
Sub Total		\$21,321.26	\$11,795.52	\$2,867.96	\$94,496.90	\$130,481.64	
115	Loan debtor	\$54,777.00	\$0.00	\$0.00	\$0.00	\$54,777.00	Long term agreement not yet due
Sub Total		\$54,777.00	\$0.00	\$0.00	\$0.00	\$54,777.00	
TOTAL		\$76,098.26	\$11,795.52	\$2,867.96	\$94,496.90	\$185,258.64	



Rates and Charges Analysis

For Financial Year 2015 Period 12 ,as at 1/07/2015

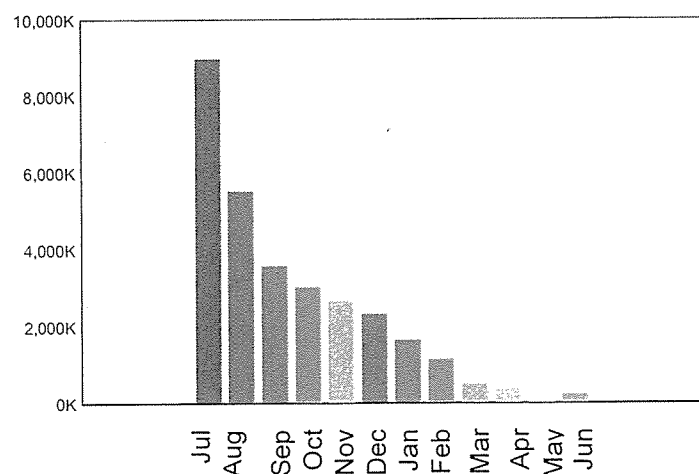
Amounts Levied and Outstanding

<u>Rate or Charge Type</u>	<u>Amount Levied This Year</u>	<u>Total Balance Outstanding</u>
GRV General Rate	8,902,429.95	265,817.37
Additional Bin	83,836.56	455.03
Credit Balances	0.00	-68,179.12
Swimming Pool	8,112.50	147.50
ESL Category 1	1,317,089.98	34,535.30
ESL Category 5	0.00	4.05
Instalment Fees	15,958.80	36.60
Instalment PreInterest	34,814.53	53.11
	10,362,242.32	232,869.84

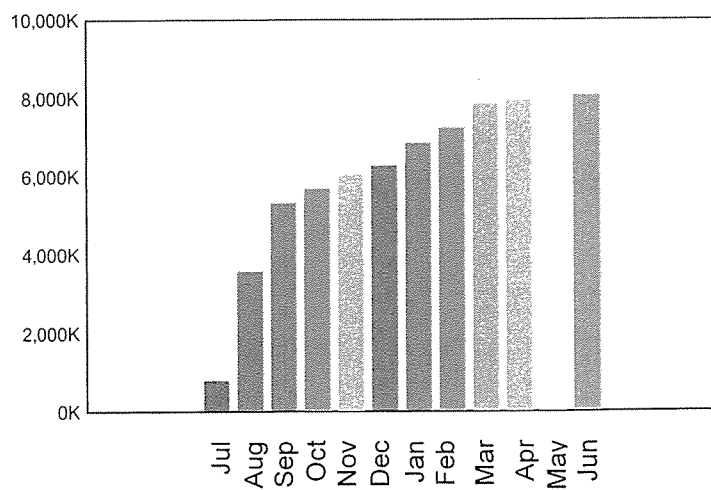
Analysis of Outstanding Balance

<u>Bfwd At 1 July</u>	<u>Levied YTD</u>	<u>Rebated</u>	<u>Receipted</u>	<u>Other Trans</u>	<u>Balance</u>
260,702.06	10,362,242.32	-591,356.07	-9,836,709.49	37,991.02	232,869.84
<u>Current</u>	<u>Arrears</u>	<u>Interest</u>	<u>Legal</u>	<u>Deferred</u>	<u>Balance</u>
-3,740.83	30,770.55	16,917.55	6,320.69	182,601.88	232,869.84

Total Balance Outstanding By Month



YTD Collections By Month



Analysis of Assessments

Number of assessments	3,822
Number of assessments paid in full	3,334
Number of assessments with a balance outstanding	561
Number of assessments with arrears	26
Number of assessments on instalments	1,302
Number of assessments with pensioners or seniors	927
Number of assessments with deferred rates	25
Number of assessments with no payment yet	28

TOWN OF COTTESLOE

BUDGET AMENDMENTS - SUMMARY

FOR THE PERIOD ENDED 1 JULY 2014 TO 30 JUNE 2015

<u>GL Account Code</u>	<u>Description</u>	<u>Council Resolution & Date</u>	<u>Classification</u>	<u>Value of Budget Amendment</u>	<u>Funding Arrangement</u>
Various NEW	Payout Existing Loan No 107 Retaining Walls at the Beach	10.5.1 August 2014	Reduction of Loans	\$ 4,318,204	Payout existing loans as per Depot Funds Strategy
Various NEW	Project Management Costs	10.5.1 August 2014	Capital Expenditure	\$ 50,000	Restore retaining walls at the beach
Various NEW	Toilets Main Beach	10.5.1 August 2014	Capital Expenditure	\$ 70,000	Hire a project manager
Various NEW	Town Centre Improvements	10.5.1 August 2014	Capital Expenditure	\$ 1,025,000	Construction of toilet facilities
Various NEW	June Black Dune Park	10.5.1 August 2014	Capital Expenditure	\$ 100,000	Town Centre Capital Improvements
Various NEW	Lessor Hall	10.5.1 August 2014	Capital Expenditure	\$ 50,000	Improvements to the park
Various NEW	Shark Barrier	10.4.2 October 2014	Capital Expenditure	\$ 50,000	Improvements to the Hall
20202.30.50	Review/update of NAMP	10.4.7 October 2014	Operating Expenditure	\$ 130,000	Installation, removal and maintenance of a shark barrier at Cottesloe beach
3.4120.2.50	Remediation of Former Depot Site	9.1.1 November 2014 SM	Capital Expenditure	\$ 18,000	Review and update of the Natural Areas Management Plan
Various	Mid Year Budget Review	10.4.8 February 2015	Various	\$ 196,560	To be funded from the Depot Funds Reserve.
Various NEW	Purchase of New Street Furniture	10.4.3 April 2015	Capital Expenditure funded from surplus/reserves	\$ 80,000	New S/S Street Furniture funded from Reserves/Surplus

TOWN OF COTTESLOE

CAPITAL WORKS PROGRAMME

FOR THE PERIOD ENDED 1 JULY 2014 TO 30 JUNE 2015

	2014-2015 YTD ACTUAL \$	2014-2015 YTD BUDGET \$	2014-2015 BUDGET \$	Variances Budget to YTD Actual \$	Variances Budget to YTD Actual %
LAND DEVELOPMENT					
3.4120.2 Old Depot Site	256,584	0	0	256,584	100%
CARPARK CONSTRUCTION					
5.1171.2 Seaview Golf Course	53,865	0	0	53,865	100%
DRAINAGE CONSTRUCTION					
10.9000.2 Cottesloe various	44,269	20,150	20,150	24,119	54%
FOOTPATH CONSTRUCTION					
15.1030.2 Broome Street	20,129	22,550	22,550	(2,421)	(12%)
15.1058.2 Elizabeth Street	15,943	12,250	12,250	3,693	23%
15.1062.2 Federal Street	0	2,250	2,250	(2,250)	
15.1116.2 Lyons Street	46,495	42,350	42,350	4,145	9%
15.1126.2 Marine Parade	39,647	33,050	33,050	6,597	
15.1128.2 Marmion Street	5,976	7,250	7,250	(1,274)	(21%)
15.1166.2 Salisbury Street	18,514	17,250	17,250	1,264	
15.1204.2 Windsor Street	7,944	7,750	7,750	194	2%
15.9000.5 DSAC Capital Works	6,010	30,200	30,200	(24,190)	(402%)
15.9000.2 Bike Plan Works	6,570	50,350	50,350	(43,780)	(666%)

TOWN OF COTTESLOE

CAPITAL WORKS PROGRAMME
FOR THE PERIOD ENDED 1 JULY 2014 TO 30 JUNE 2015

	2014-2015 YTD ACTUAL \$	2014-2015 YTD BUDGET \$	2014-2015 BUDGET \$	Variations Budget to YTD Actual \$	Variations Budget to YTD Actual %
IRRIGATION CONSTRUCTION					
20.9000.2 Cottesloe, various	15,564	30,800	30,800	(15,236)	(98%)
PARKS AND RESERVES CONSTRUCTION					
30.6120.2 John Black Dune Reserve	10,260	0	0	10,260	100%
30.9000.2 Playgrounds various	26,580	30,350	30,350	(3,770)	(14%)
30.9000.5 Cottesloe Natural Area Upgrade	11,370	16,000	16,000	(4,630)	(41%)
PROPERTY CONSTRUCTION					
35.1171.2 Seaview Golf Course Clubhouse	105,922	0	0	105,922	100%
35.4050.2 Civic Centre Building	7,733	0	0	7,733	
35.4052.2 Civic Centre Lesser Hall Stage 1	0	80,150	80,150	(80,150)	
35.4130.2 Indiana Tea Rooms	12,500	0	0	0	100%
35.4135.2 The Grove Library	2,806	0	0	0	100%
35.6030.2 Civic Centre Grounds Restoration	79,453	200,350	200,350	(120,897)	(152%)
25.9000.2 LANEWAY CONSTRUCTION	77,079	72,700	72,700	4,379	6%

TOWN OF COTTESLOE

CAPITAL WORKS PROGRAMME

FOR THE PERIOD ENDED 1 JULY 2014 TO 30 JUNE 2015

	2014-2015 YTD ACTUAL	2014-2015 YTD BUDGET	2014-2015 BUDGET	Variances Budget to YTD Actual	Variances Budget to YTD Actual
	\$	\$	\$	\$	%
ROAD CONSTRUCTION/ REHABILITATION					
40.1032.2 Bryan Way	13,540	10,350	10,350	3,190	24%
40.1046.2 Congdon Street	97,620	98,250	98,250	(630)	(1%)
40.1049.2 Beach Access Road	2,967	20,100	20,100	(17,133)	(577%)
40.1068.2 Forrest Street	42,538	48,000	48,000	(5,462)	(13%)
40.1092.2 Hawkstone Street	16,030	12,050	12,050	3,980	25%
40.1112.2 Little Marine Parade	20,763	36,850	36,850	(16,087)	(77%)
40.1128.2 Marmion Street	33,189	52,750	52,750	(19,561)	(59%)
40.1148.2 Pearse Street	26,484	22,250	22,250	4,234	16%
BLACKSPOT CONTRUCTION					
41.1048.2 Curtin Avenue	17,427	0	0	17,427	100%
41.9000.2 Eric Street Intersection	32,487	0	0		
STREETSCAPE INFRASTRUCTURE					
42.1176.2 Station Street	0	20,000	20,000	(20,000)	
42.6080.2 Foreshore	0	30,000	30,000	(30,000)	
42.8999.2 Town Centre Streetscape Improvements	401,753	360,000	360,000	41,753	10%
42.9000.2 Greening Cottesloe Project	16,057	50,000	50,000	(33,943)	
MISCELLANEOUS INFRASTRUCTURE					
43.1171.2 Storage Bays - Seaview Golf Course	41,443	0	0	41,443	
43.6080.2 Viewing Tower	15,111	0	0	15,111	
43.9000.2.57 Sculpture	80,215	70,000	70,000	10,215	

TOWN OF COTTESLOE

CAPITAL WORKS PROGRAMME

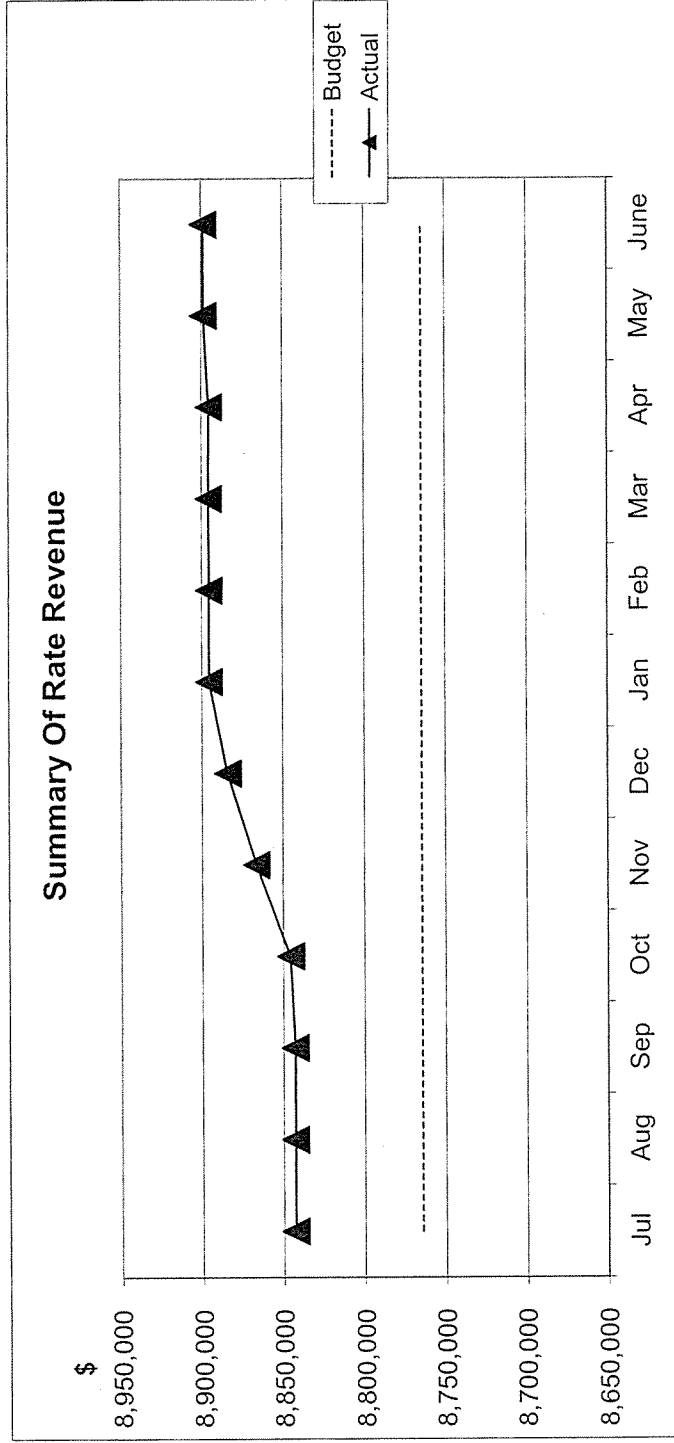
FOR THE PERIOD ENDED 1 JULY 2014 TO 30 JUNE 2015

	2014-2015 YTD ACTUAL	2014-2015 YTD BUDGET	2014-2015 BUDGET	Variations Budget to YTD Actual	Variations Budget to YTD Actual
	\$	\$	\$	\$	%
PLANT & VEHICLES					
47.9000.2.57 Passenger Vehicle - EHO	36,008	36,000	36,000	8	0%
47.9000.2.57 Passenger Vehicle - BS	35,413	36,000	36,000	(587)	(2%)
47.9000.2.57 Passenger Vehicle - FM	0	36,000	36,000	(36,000)	
47.9000.2.57 Passenger Vehicle - Ranger	32,600	35,000	35,000	(2,400)	14%
47.9000.2.57 Isuzu Tip Truck	69,396	60,000	50,000	9,396	(4%)
47.9000.2.57 Tennant Litter Vacuum	86,207	90,000	30,000	(3,793)	(2%)
47.9000.2.57 Club Car Caryall	24,550	25,000	25,000	(450)	(40%)
47.9000.2.57 Mower Tilt Trailer	6,053	8,500	8,500	(2,447)	3%
47.9000.2.57 Honda Mowers (2)	2,472	2,400	2,400	72	(54%)
47.9000.2.57 Stihl Hedge Trimmers (2)	1,040	1,600	1,600	(560)	(208%)
47.9000.2.57 Stihl Chain Saws (3)	1,040	3,200	3,200	(498)	(16%)
47.9000.2.57 Stihl Brushcutters (3)	3,102	3,600	3,600	(280)	(13%)
47.9000.2.57 Stihl Pole Pruners (2)	2,120	2,400	2,400	0	100%
47.9000.2.57 Replacement Jackhammer	1,956	0	0	0	100%
47.9000.2.57 Beach Wheelchair	6,200	0	0	0	
IT, OFFICE EQUIPMENT & FURNITURE					
49.9000.2.57 Desktop Device Replacement	0	3,818	3,818	(3,818)	
49.9000.2.57 Mobile Device Replacement	0	2,836	2,836	(2,836)	
49.9000.2.57 Server Upgrades	0	30,000	30,000	(30,000)	
49.9000.2.50 Software Development	9,500	0	0	0	100%
TOTAL	2,046,494	1,882,704	1,382,704	98,341	8%

TOWN OF COTTESLOE

GRAPHICAL SUMMARY BY NATURE & TYPE FOR 2014 - 2015

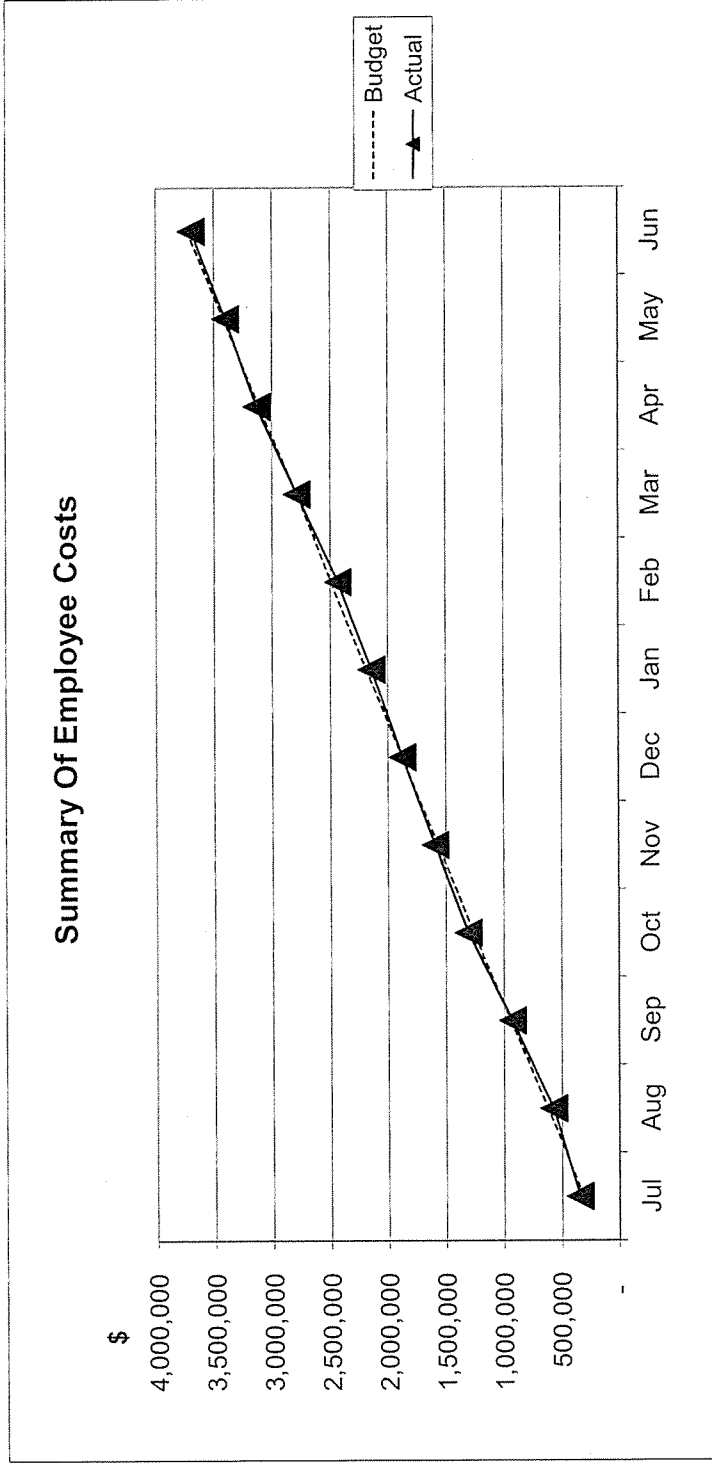
FOR THE PERIOD ENDED 1 JULY 2014 TO 30 JUNE 2015



TOWN OF COTTESLOE

GRAPHICAL SUMMARY BY NATURE & TYPE FOR 2014 - 2015

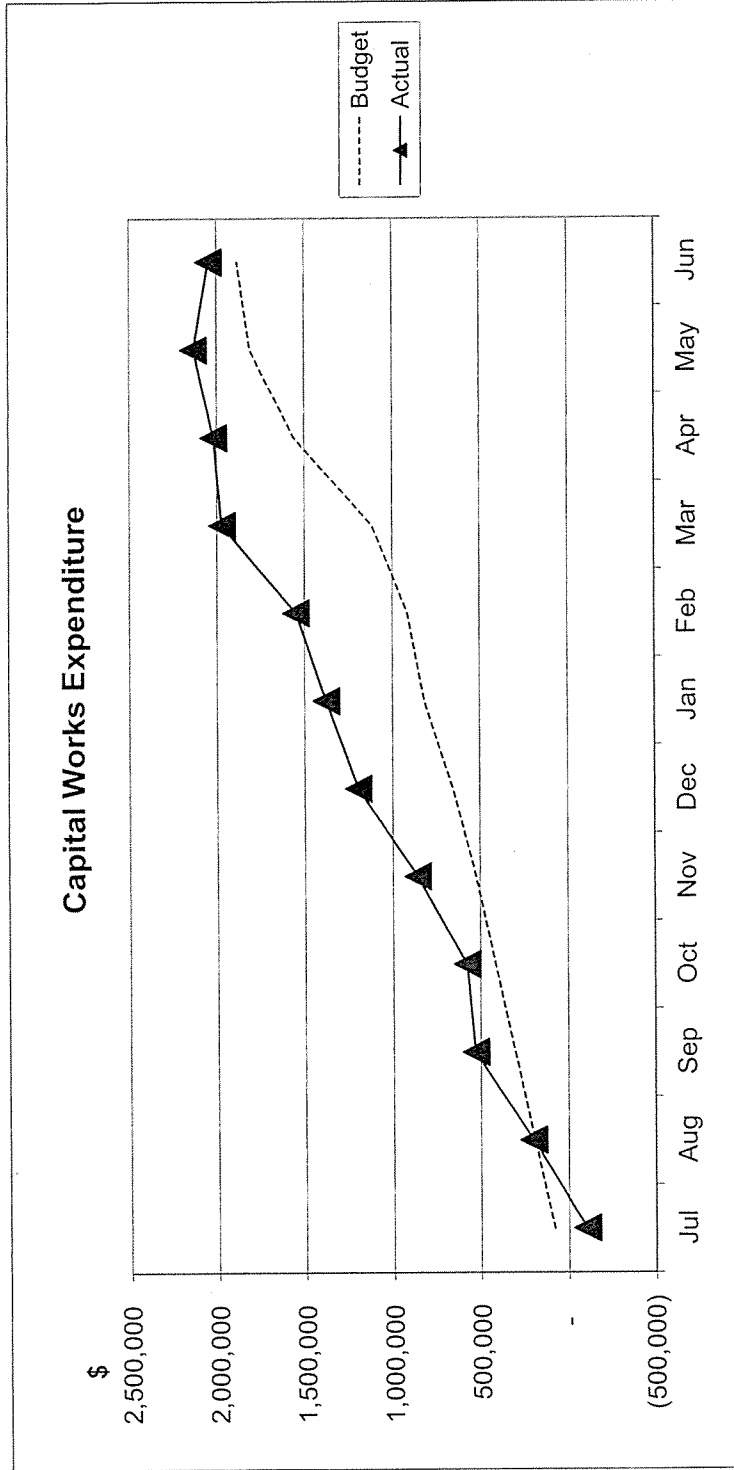
FOR THE PERIOD ENDED 1 JULY 2014 TO 30 JUNE 2015



TOWN OF COTTESLOE

GRAPHICAL SUMMARY BY NATURE & TYPE FOR 2014 - 2015

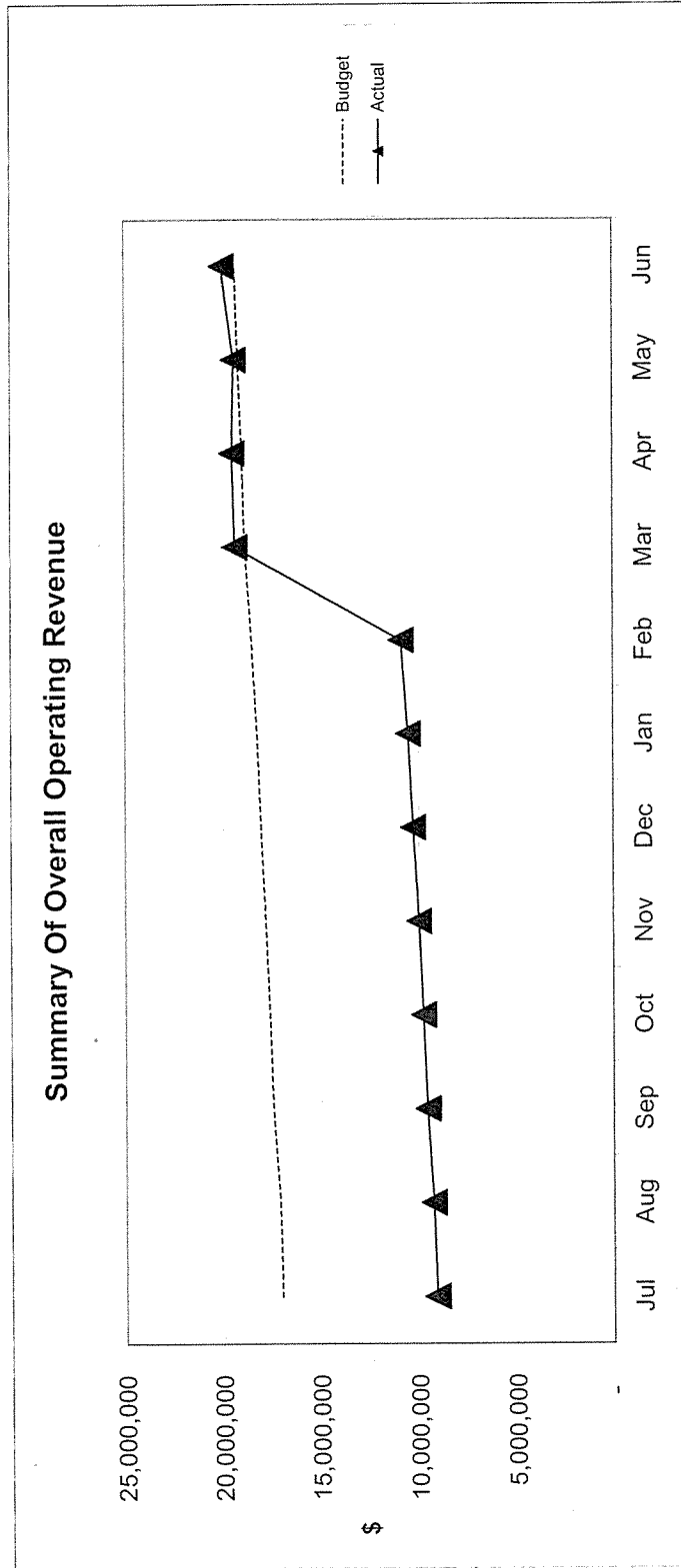
FOR THE PERIOD ENDED 1 JULY 2014 TO 30 JUNE 2015



TOWN OF COTTESLOE

GRAPHICAL SUMMARY OF REVENUE, EXPENDITURE AND NET POSITION FOR 2014 - 2015

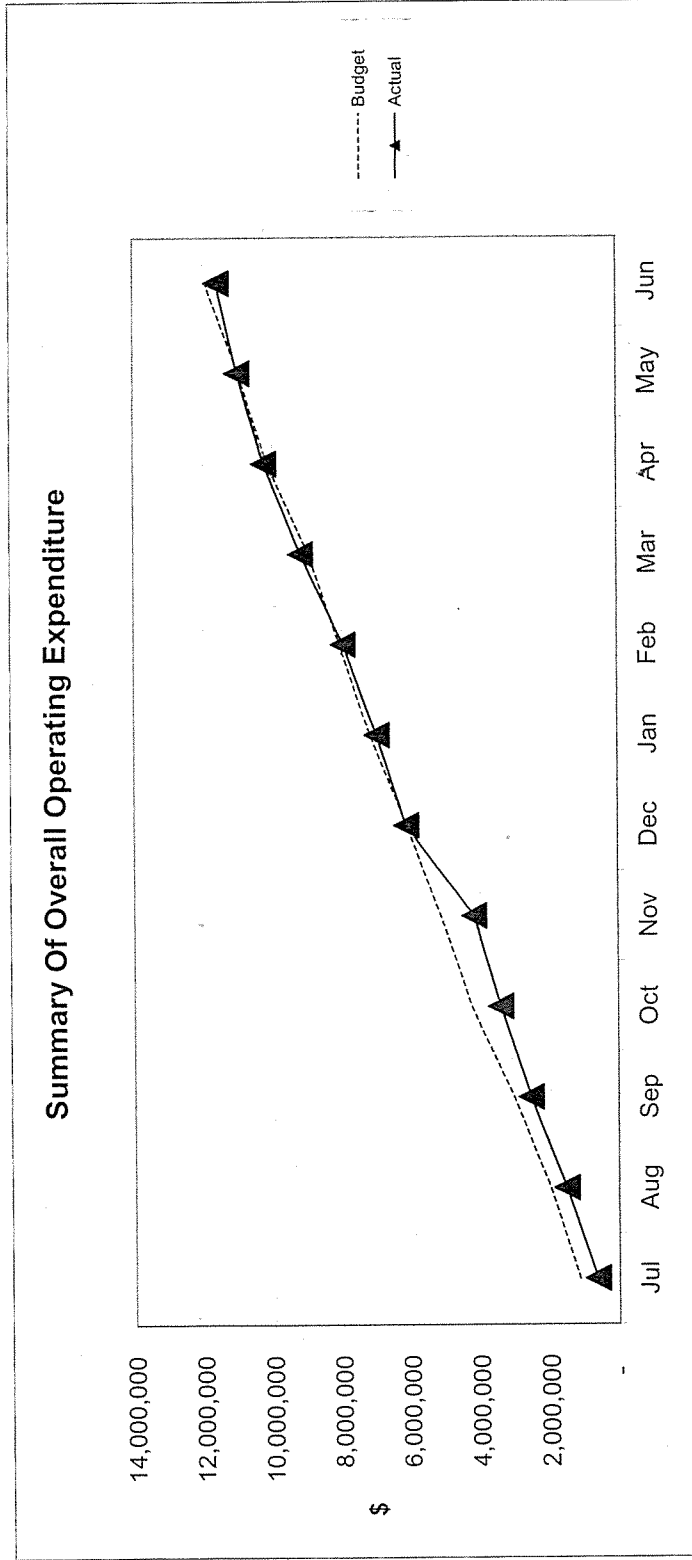
FOR THE PERIOD ENDED 1 JULY 2014 TO 30 JUNE 2015



TOWN OF COTTESLOE

GRAPHICAL SUMMARY OF REVENUE, EXPENDITURE AND NET POSITION FOR 2014 - 2015

FOR THE PERIOD ENDED 1 JULY 2014 TO 30 JUNE 2015



TOWN OF COTTESLOE

GRAPHICAL SUMMARY OF REVENUE, EXPENDITURE AND NET POSITION FOR 2014 - 2015 FOR THE PERIOD ENDED 1 JULY 2014 TO 30 JUNE 2015

