


TOWN OF COTTESLOE



FINANCIAL STATEMENTS

FOR THE PERIOD 1 JULY 2014 TO 31 AUGUST 2014

PRESENTED TO THE WORKS AND CORPORATE SERVICES
COMMITTEE ON 16 SEPTEMBER 2014

TOWN OF COTTESLOE

FINANCIAL STATEMENTS

FOR THE PERIOD 1 JULY 2014 TO 31 AUGUST 2014

TABLE OF CONTENTS

Statement of Financial Activity	1
Operating Statement By Program	2
Operating Statement By Nature & Type	3
Balance Sheet	4 - 5
Surplus/(Deficit Position)	6
Variance Analysis	7 - 9
Other Information	
- List of Payments	10 - 14
- Reserves	15 - 17
- Investments	18
- Loans	19
- Sundry Debtors	20 - 22
- Rates Analysis	23
- Capital Works Programme	24 - 27

TOWN OF COTTESLOE

STATEMENT OF FINANCIAL ACTIVITY

FOR THE PERIOD ENDED 1 JULY 2014 TO 31 AUGUST 2014

	2014-2015 YTD Actual \$	2014-2015 YTD Budget \$	2014-2015 Budget \$	Variances YTD Actual to YTD Budget \$	Variances YTD Actual to YTD Budget %
Operating Revenue					
General Purpose Funding	109,282	102,528	636,350	6,754	7%
Governance	(10,597)	12,704	76,213	(23,301)	(183%)
Law, Order and Public Safety	1,234	1,150	18,980	84	7%
Health	71,955	70,310	80,310	1,645	2%
Education and Welfare	2,998	1,859	33,036	1,139	61%
Community Amenities	125,248	117,847	542,035	7,401	6%
Recreation and Culture	10,116	9,996	275,936	120	1%
Transport	60,618	79,082	831,237	(18,464)	(23%)
Economic Services	33,747	33,522	173,759	225	1%
Other Property and Services	0	7,900,100	7,900,600	(7,900,100)	(100%)
Total Operating Revenue	404,601	8,329,098	10,568,456	(7,924,497)	(95%)
Operating Expenditure					
General Purpose Funding	(47,244)	(49,675)	(252,997)	2,431	5%
Governance	(203,154)	(189,330)	(801,033)	(13,824)	(7%)
Law, Order and Public Safety	(40,017)	(46,825)	(296,826)	6,808	15%
Health	(32,926)	(40,667)	(243,946)	7,741	19%
Education and Welfare	(21,376)	(40,702)	(219,900)	19,326	47%
Community Amenities	(414,586)	(551,484)	(3,375,922)	136,898	25%
Recreation and Culture	(409,497)	(502,150)	(3,305,252)	92,653	18%
Transport	(300,759)	(505,654)	(3,027,531)	204,895	41%
Economic Services	(34,276)	(40,102)	(392,585)	5,826	15%
Other Property and Services	(887)	(6,519)	26,481	5,632	86%
Total Operating Expenditure	(1,504,722)	(1,973,108)	(11,889,511)	468,386	24%
Adjustments for Non Cash					
(Profit)/Loss on Asset Disposal	0	(7,900,000)	(7,900,000)	7,900,000	
Movement in Deferred Pensioners	0	0	0	0	
Movement in Employee Benefit Provisions	0	0	0	0	
Depreciation	0	341,156	2,046,524	(341,156)	(100%)
Total Adjustments for Non Cash	0	(7,558,844)	(5,853,476)	7,558,844	(100%)
Capital Expense and Revenue					
Additions - Furniture & Equipment	(1,684)	(6,110)	(36,654)	4,426	72%
Additions - Land & Buildings	(36,512)	(46,760)	(280,500)	10,248	22%
Additions - Plant & Equipment	(108,676)	(45,800)	(339,700)	(62,876)	(137%)
Additions - Roads	(9,863)	0	(300,600)	(9,863)	
Additions - Car Parks	0	0	0	0	
Additions - Footpaths	(21,398)	0	(225,250)	(21,398)	
Additions - Drainage	(19,250)	(3,357)	(20,150)	(15,893)	(473%)
Additions - Parks & Reserves	(3,190)	(7,729)	(46,350)	4,539	59%
Additions - Miscellaneous	0	0	(70,000)	0	
Additions - Street Furniture	0	(76,676)	(460,000)	76,676	100%
Additions - Right of Ways	0	0	(72,700)	0	
Additions - Irrigation	(15)	(4,312)	(30,800)	4,297	100%
Proceeds from Disposal of Assets	16,920	0	8,214,930	16,920	
Proceeds from New Loans	0	0	0	0	
Principal Repayments/Disbursements	0	0	(365,759)	0	
Self Supporting Principal Repayments	0	0	35,237	0	
Transfer from Reserves	0	0	5,000	0	
Transfer to Reserves	(3,223)	(8,441)	(8,360,648)	5,218	62%
Total Capital Expense and Revenue	(186,891)	(199,185)	(2,353,944)	12,294	6%
Opening Surplus / (Deficit)	1,170,854	764,096	764,096	406,758	53%
Closing Surplus / (Deficit)	8,726,746	8,126,436	0	600,310	7%
AMOUNT REQUIRED FROM RATES	(8,842,904)	(8,764,379)	(8,764,379)	(78,525)	(1%)

TOWN OF COTTESLOE

OPERATING STATEMENT BY PROGRAM

FOR THE PERIOD ENDED 1 JULY 2014 TO 31 AUGUST 2014

	2014-2015 Actual \$	2014-2015 YTD Budget \$	2014-2015 Budget \$	Variances Budget to YTD Actual \$	Variances Budget to YTD Actual %
Revenue from Ordinary Activities					
General Purpose Funding	8,952,186	8,866,907	9,400,729	85,279	1%
Governance	(10,597)	12,704	76,213	(23,301)	(183%)
Law, Order and Public Safety	1,234	1,150	18,980	84	7%
Health	71,955	70,310	80,310	1,645	2%
Education and Welfare	2,998	1,859	33,036	1,139	6,637%
Community Amenities	125,247	117,847	542,035	7,400	(91%)
Recreation and Culture	10,116	9,996	275,936	120	506%
Transport	60,618	79,082	831,237	(18,464)	(57%)
Economic Services	33,747	33,522	173,759	225	(100%)
Other Property and Services	0	100	600	(100)	(100%)
Total Operating Revenue	9,247,504	9,193,477	11,432,835	54,027	1%
Expenses from Ordinary Activities					
General Purpose Funding	(47,244)	(49,675)	(252,997)	2,431	5%
Governance	(203,154)	(189,280)	(800,733)	(13,874)	(7%)
Law, Order and Public Safety	(40,017)	(46,825)	(296,826)	6,808	15%
Health	(32,926)	(40,667)	(243,946)	7,741	19%
Education and Welfare	(21,376)	(40,702)	(219,900)	19,326	47%
Community Amenities	(414,586)	(551,484)	(3,375,922)	136,898	25%
Recreation and Culture	(409,497)	(502,150)	(2,964,734)	92,653	18%
Transport	(300,759)	(505,654)	(3,027,531)	204,895	41%
Economic Services	(34,276)	(40,102)	(392,585)	5,826	15%
Other Property and Services	(888)	(6,519)	26,481	5,631	86%
Total Operating Expenditure	(1,504,723)	(1,973,058)	(11,548,693)	468,335	24%
Borrowing Costs					
Governance	0	(50)	(300)	50	100%
Recreation and Culture	0	0	(340,518)	0	
Total Borrowing Costs	0	(50)	(340,818)	50	100%
Grants/Contributions for Asset Development					
Recreation and Culture	0	0	0	0	
Transport	0	0	0	0	
Total Grants/Contributions for Asset Development	0	0	0	0	
Profit/ (Loss) on Asset Disposal					
Other Property and Services	0	7,900,000	7,900,000	(7,900,000)	(100%)
Total Profit/ (Loss) on Asset Disposal	0	7,900,000	7,900,000	(7,900,000)	
NET PROFIT OR LOSS	7,742,781	15,120,369	7,443,324	(7,377,588)	(49%)

TOWN OF COTTESLOE

OPERATING STATEMENT BY NATURE & TYPE

FOR THE PERIOD ENDED 1 JULY 2014 TO 31 AUGUST 2014

	2014-2015 YTD Actual \$	2014-2015 YTD Budget \$	2014-2015 Budget \$	Variances Budget to Actual YTD \$	Variances Budget to Actual YTD %
Operating Revenue					
Rates	8,842,904	8,764,379	8,764,379	78,525	1%
Grants - Operating	70,615	84	163,800	70,531	83,965%
Fees & Charges	310,672	328,108	1,815,283	(17,436)	(5%)
Interest Earned	27,380	82,002	463,900	(54,622)	(67%)
Other Revenue	(4,067)	18,904	225,473	(22,971)	(122%)
Total Operating Revenue	9,247,504	9,193,477	11,432,835	54,027	1%
Operating Expenditure					
Employee Costs	(570,901)	(620,048)	(3,727,930)	49,147	8%
Contractors and Materials	(576,672)	(643,286)	(4,131,454)	66,614	10%
Depreciation	0	(341,156)	(2,046,524)	341,156	100%
Insurance	(103,014)	(96,453)	(192,905)	(6,561)	(7%)
Interest Expense	0	(50)	(340,818)	50	100%
Utility Costs	(33,005)	(82,553)	(498,486)	49,548	60%
Other Expenses	(221,131)	(189,562)	(951,394)	(31,569)	(17%)
Total Operating Expenditure	(1,504,723)	(1,973,108)	(11,889,511)	468,385	24%
Grants/Contributions - Non Operating	0	0	0	0	
Profit on Asset Disposals	0	7,900,000	7,900,000	(7,900,000)	
Loss on Asset Disposals	0	0	0	0	
NET PROFIT OR LOSS	7,742,781	15,120,369	7,443,324	(7,377,588)	(49%)

TOWN OF COTTESLOE

STATEMENT OF FINANCIAL POSITION

FOR THE PERIOD 1 JULY 2014 TO 31 AUGUST 2014

		2014-2015 YTD Actual	2013-2014 YTD Actual	2013-2014 Actual
CURRENT ASSETS				
Receivables				
	Rates	5,815,639	5,655,076	65,905
	Sundry Debtors	69,886	112,033	166,690
	Accrued Income	4,830	6,324	7,057
	Self Supporting Loans	35,237	45,755	35,237
	Other	(8)	900	(8)
Prepayments	Prepaid Expenses	0	0	20,535
Inventories				
	Stock - Books	41,624	41,554	41,624
Cash Assets				
	Municipal Account	386,949	738,150	115,740
	Till Floats	700	700	700
	Investment Account	1,762,405	1,136,201	355,468
	Term Investments	2,704,544	2,381,504	1,245,168
	Restricted - Reserves	1,186,168	1,304,369	1,182,945
	Restricted - Trust	651,794	599,406	651,814
		<hr/>	<hr/>	<hr/>
TOTAL CURRENT ASSETS		12,659,768	12,021,972	3,888,875
CURRENT LIABILITIES				
Payables		1,452,422	1,366,584	117,053
Payable Trust		696,268	626,135	672,250
Accrued Expenses		552,032	637,620	699,165
Interest Bearing Liabilities		365,759	357,642	365,759
Provisions		683,147	558,846	683,621
		<hr/>	<hr/>	<hr/>
TOTAL CURRENT LIABILITIES		3,749,628	3,546,827	2,537,848
NON CURRENT ASSETS				
Receivables				
	Deferred Rates & ESL	194,999	177,114	194,999
	Self Supporting Loans	256,620	291,857	256,620
Property Plant and Equipment				
	Furniture and Equipment	523,332	350,638	521,648
	Land and Buildings	12,332,340	12,125,744	12,295,828
	Plant and Equipment	763,941	806,310	672,185
	Equity Investments	1,055,826	1,083,036	1,055,826
Infrastructure				
	Roads	6,560,133	6,826,015	6,550,270
	Car Parks	759,019	528,244	759,019
	Footpaths	2,147,076	1,966,443	2,125,678
	Drainage	3,560,282	3,447,027	3,541,032
	Parks and Reserves	2,245,169	167,794	2,241,979
	Miscellaneous	820,600	747,796	820,600
	Street Furniture	319,535	214,356	319,535
	Right of Ways	263,748	198,170	263,748
	Irrigation	283,129	285,949	283,114
		<hr/>	<hr/>	<hr/>
TOTAL NON CURRENT ASSETS		32,085,749	29,216,493	31,902,081
NON CURRENT LIABILITIES				
Interest Bearing Liabilities		5,147,371	5,513,130	5,147,371
Provisions		70,161	64,648	70,161
		<hr/>	<hr/>	<hr/>
TOTAL NON CURRENT LIABILITIES		5,217,532	5,577,778	5,217,532
NET ASSETS		<u>35,778,357</u>	<u>32,113,860</u>	<u>28,035,576</u>

TOWN OF COTTESLOE
STATEMENT OF FINANCIAL POSITION
FOR THE PERIOD 1 JULY 2014 TO 31 AUGUST 2014

	2014-2015 YTD Actual	2013-2014 YTD Actual	2013-2014 Actual
EQUITY			
Reserves - Cash Backed	1,186,168	1,304,369	1,182,945
Reserves - Asset Revaluation	136,028	186,834	136,028
Retained Surplus	<u>34,687,464</u>	<u>30,622,657</u>	<u>26,716,603</u>
TOTAL EQUITY	<u>36,009,660</u>	<u>32,113,860</u>	<u>28,035,576</u>
RESERVES - CASH BACKED			
Opening Balance	1,370,269	1,011,812	1,370,269
Transfer to Reserves	76,538	878,689	73,315
Transfer from Reserves	<u>(260,639)</u>	<u>(586,132)</u>	<u>(260,639)</u>
TOTAL RESERVES - CASH BACKED	1,186,168	1,304,369	1,182,945
RESERVES - ASSET REVALUATION			
Opening Balance	<u>136,028</u>	<u>186,834</u>	<u>136,028</u>
TOTAL RESERVES - ASSET REVALUATION	136,028	186,834	136,028
RETAINED SURPLUS			
Opening Balance	26,529,279	23,446,625	25,880,263
Change in Net Assets from Operations	7,742,781	7,468,589	649,016
Transfer from Reserve	260,639	586,132	260,639
Transfer to Reserve	<u>(76,538)</u>	<u>(878,689)</u>	<u>(73,315)</u>
TOTAL RETAINED SURPLUS	34,456,161	30,622,657	26,716,603
TOTAL EQUITY	<u>35,778,357</u>	<u>32,113,860</u>	<u>28,035,576</u>

TOWN OF COTTESLOE

SURPLUS/(DEFICIT) ANALYSIS

FOR THE PERIOD 1 JULY 2014 TO 31 AUGUST 2014

	YTD Actual \$	2014 \$
Surplus/(Deficit)	8,726,746	1,005,515
<u>Comprises:</u>		
Cash - Unrestricted	4,810,142	1,685,269
Cash - Restricted	1,186,168	1,182,945
Unspent Grant Transfer	0	0
Rates - Current	5,815,639	65,905
Sundry Debtors	69,886	166,690
Accrued Income	4,830	7,057
Prepayments	0	20,535
GST Receivable	0	0
Other Tax Debtors	(8)	(8)
Inventories		
- History Books	41,624	41,624
Less:		
Reserves - Restricted Cash	(1,186,168)	(1,182,945)
Sundry Creditors	(1,452,422)	(117,053)
Accrued Expenses	(552,032)	(699,165)
Accrued Interest on Debentures	0	0
Accrued Salaries and Wages	0	0
Other Tax Liabilities	0	0
Current Employee Benefits Provision	(683,147)	(683,621)
Change in RDO	0	0
Other	(10,913)	0
Add back: Component of Leave Liability not required to be funded	683,147	683,621
Surplus/(Deficit)	8,726,746	1,170,854

TOWN OF COTTESLOE

STATEMENT OF FINANCIAL ACTIVITY - VARIANCE ANALYSIS
FOR THE PERIOD ENDED 1 JULY 2014 TO 31 AUGUST 2014

Note 2. VARIANCES (Report on material variances from the Statement of Financial Activity)
(Material variances are deemed to be greater than 15% or \$25,000)

OPERATING REVENUE

<u>Program/Nature & Type</u>	<u>YTD Actual</u> \$	<u>YTD Budget</u> \$	<u>Variance</u> \$	<u>Variance</u> %	<u>Impact of Variation</u>	<u>Main Factors</u> \$	<u>Manager</u>	<u>Officer</u>	<u>Main Factors Influencing Variance</u>
Governance	(10,597)	12,704	(23,301)	(183%)	Timing	(12,103)	FM	FM	Accrued income postings
Education & Welfare	2,998	1,859	1,139	61%	Timing	2,235	FM	FM	Timing of reimbursements
Transport	60,618	79,082	(18,464)	(23%)	Possible reduced revenue	(11,279)	MCCS	SR	Reduced revenue from parking
Other Property & Services	-	7,900,100	(7,900,100)	(100%)	Timing	(7,900,000)	FM	FM	Delays in disposing of property

TOWN OF COTTESLOE

STATEMENT OF FINANCIAL ACTIVITY - VARIANCE ANALYSIS
FOR THE PERIOD ENDED 1 JULY 2014 TO 31 AUGUST 2014

Note 2. VARIANCES (Report on material variances from the Statement of Financial Activity)

OPERATING EXPENDITURE

<u>Program/Nature & Type</u>	<u>YTD Actual</u> \$	<u>YTD Budget</u> \$	<u>Variance</u> \$	<u>Variance</u> %	<u>Impact of Variation</u>	<u>Main Factors</u> \$	<u>Manager</u>	<u>Officer</u>	<u>Main Factors Influencing Variance</u>
Law Order & Public Safety	(40,017)	(46,825)	(6,808)	15%	Timing	(6,808)	FM	FM	Timing of expenses
Health	(32,926)	(40,667)	7,741	19%	Timing	7,741	FM	FM	Timing of expenses
Education & Welfare	(21,376)	(40,702)	19,326	47%	Timing	19,326	FM	FM	Timing of contributions
Community Amenities	(414,586)	(551,484)	136,898	25%	Timing	150,868	FM	FM	Timing of waste contractors
Recreation & Culture	(409,497)	(502,150)	92,653	18%	Timing - Non Cash	67,994	FM	FM	Timing of depreciation expenses
Transport	(300,759)	(505,654)	204,895	41%	Timing - Non Cash	177,413	FM	FM	Timing of depreciation expenses

TOWN OF COTTESLOE

**STATEMENT OF FINANCIAL ACTIVITY - VARIANCE ANALYSIS
FOR THE PERIOD ENDED 1 JULY 2014 TO 31 AUGUST 2014**

Note 2. VARIANCES (Report on material variances from the Statement of Financial Activity)

NON CASH TRANSACTIONS

<u>Program/Nature & Type</u>	<u>YTD Actual</u> \$	<u>YTD Budget</u> \$	<u>Variance</u> \$	<u>Variance</u> %	<u>Impact of Variation</u>	<u>Main Factors</u> \$	<u>Manager</u>	<u>Officer</u>	<u>Main Factors Influencing Variance</u>
(Profit)/Loss on Asset Disposal	-	(7,900,000)	7,900,000	(100%)	Timing	(7,900,000)	FM	FM	Delays in disposing of property
Depreciation	-	341,156	(341,156)	(100%)	Timing	(170,678)	FM	FM	Depreciation not posted
<u>CAPITAL EXPENDITURE</u>									
- Furniture & Equipment	(1,684)	(6,110)	4,426	72%		4,426	FM	FM	Timing of expenditure
- Land & Buildings	(36,512)	(46,760)	10,248	22%	Timing	10,248	FM	FM	Timing of accrued expenses
- Plant & Equipment	(108,676)	(45,800)	(62,876)	(137%)	Timing	(62,876)	FM	FM	Timing of expenditure
- Infrastructure Drainage	(19,250)	(3,357)	(15,893)	(473%)	Timing	(15,893)	FM	FM	Timing of expenditure
- Infrastructure Parks & Reserves	(3,190)	(7,729)	4,539	59%	Timing	4,539	FM	FM	Timing of expenditure
- Infrastructure Street Furniture	-	(76,676)	76,676	100%	Timing	76,676	FM	FM	Timing of expenditure
- Infrastructure Irrigation	(15)	(4,312)	4,297	100%	Timing	4,297	FM	FM	Timing of expenditure
<u>RESERVE TRANSFERS</u>									
- Transfer to Reserves	(3,223)	(8,441)	5,218	62%	Reduced transfer to reserves	5,218	FM	FM	Reduction in transfer to reserves due to the delays in sale of property

TOWN OF COTTESLOE

LIST OF ACCOUNTS PAID DURING AUGUST 2014 AND PRESENTED TO A MEETING OF THE WORKS & CORPORATE SERVICES COMMITTEE HELD ON 16 SEPTEMBER 2014

CERTIFICATE OF CHIEF EXECUTIVE OFFICER



<u>Date</u>	<u>Payment Reference</u>	<u>Payee</u>	<u>Description</u>	<u>Amount</u>
4/08/2014	00024952	Colonial First State Rollover	Superannuation contributions	\$ 172.59
4/08/2014	00024953	ING DIRECT Superannuation Fund	Superannuation contributions	\$ 155.86
4/08/2014	00024954	Sunsuper Superannuation Fund	Superannuation contributions	\$ 113.23
4/08/2014	00024955	WA Super	Superannuation contributions	\$ 16,261.73
6/08/2014	00024956	City Farmers	Fertiliser	\$ 298.09
6/08/2014	00024957	Cottesloe Junior Football Club Inc	2014/2015 Council donation	\$ 2,000.00
6/08/2014	00024958	Fines Enforcement Registry	Infringement processing fees	\$ 5,405.60
6/08/2014	00024959	Synergy	Supply charge 20 May - 18 Jul 14 - various locations	\$ 3,738.70
6/08/2014	00024960	Telstra Corporation Limited	Mobile and Ipads charges 28 Jul - 27 Aug 14	\$ 1,449.03
6/08/2014	00024961	N J Poll	Cancelled Building Application	\$ 130.50
6/08/2014	00024962	Tangent Nominees Pty Ltd	Bond refund	\$ 1,000.00
6/08/2014	00024963	M J Bird	Overpayment Refund	\$ 4,050.58
19/08/2014	00024964	Colonial First State Rollover	Superannuation contributions	\$ 218.62
19/08/2014	00024965	ING DIRECT Superannuation Fund	Superannuation contributions	\$ 87.77
19/08/2014	00024966	WA Super	Superannuation contributions	\$ 16,209.27
19/08/2014	00024967	Alinta	Usage at Anderson Pavilion - Cottesloe Oval 30 Apr - 29 Jul 14	\$ 76.55
19/08/2014	00024968	Cottesloe Animal Hospital	Cat carrier cage	\$ 71.90
19/08/2014	00024969	Cottesloe Child Care Centre	2014/2015 Council donation	\$ 550.00
19/08/2014	00024970	Keynote Conferences	Registration Waste Conference	\$ 1,630.00
19/08/2014	00024971	Synergy	Streetlight tariff charge 25 Jun - 24 Jul 14	\$ 12,943.80
21/08/2014	00024972	N Huynh & D Lan Nguyen	Overpayment of Health Fees	\$ 3,350.00

<u>Date</u>	<u>Payment Reference</u>	<u>Payee</u>	<u>Description</u>	<u>Amount</u>
21/08/2014	00024973	D Shub	Bond refund	\$ 1,000.00
21/08/2014	00024974	C Wood	Bond refund - Possum trap	\$ 100.00
21/08/2014	00024975	N Wilson Rogers	Key deposit and bond refund Lesser Hall	\$ 140.00
21/08/2014	00024976	Designed Pools	Bond refund	\$ 1,000.00
21/08/2014	00024977	Hament N Chavda	Refund of replacement bin fee	\$ 30.00
21/08/2014	00024978	L N Begley	Bond refund	\$ 1,000.00
1/08/2014	786.98000	Australian Taxation Office	Monthly Business Activity Statement	\$ 13,043.35
4/08/2014	787.1774	Express Salary Packaging Pty Ltd	Payroll Deduction	\$ 866.35
4/08/2014	787.3	Department of Human Services	Payroll Deduction	\$ 308.70
4/08/2014	787.5	LGRCEU	Payroll Deduction	\$ 155.20
4/08/2014	788.1098	National Australia Bank Business Visa	Two document seals - First Law Promotions - 80.30 Nitro Pro V9 software - Cleverbridge AG - \$140.07	\$ 229.37
6/08/2014	789.100	Jaymar Pumps	Monthly credit card fee - \$9.00	\$ 1,749.00
6/08/2014	789.1020	By Word of Mouth Pty Ltd	Flow test all irrigation bore sites	\$ 1,452.00
6/08/2014	789.1042	Recall Information Management Pty Ltd	Catering supplies	\$ 81.84
6/08/2014	789.1050	Turf & Horticulture Industries	Secure bin shredding service 21 Jun - 25 Jul 14	\$ 770.00
6/08/2014	789.1133	Lock, Stock & Farrell Locksmith Pty	Weed spraying Andrews Park	\$ 1,979.45
6/08/2014	789.1185	Waterlogic Australia Pty Ltd	Install master key system to TAPPS	\$ 198.00
6/08/2014	789.1229	The Planning Group WA Pty Ltd	Rental/maintenance water dispenser 1 Aug - 31 Oct 14	\$ 2,904.00
6/08/2014	789.1239	One Fire Group	Napoleon St refurbishment - Engineering Technology	\$ 302.50
6/08/2014	789.1244	The Churches' Commission on Education	Quarterly inspection of fire indicator panel 10 Jul - 9 Oct 14	\$ 2,200.00
6/08/2014	789.1249	Jtagz Pty Ltd	2014/2015 Council donation	\$ 258.50
6/08/2014	789.1464	D U Electrical Pty Ltd	500 Lifetime dog tags	\$ 123.75
6/08/2014	789.1503	Diamond Hire	Inspect/diagnose fault at Curtin/Pearse irrigation bore site	\$ 66.00
6/08/2014	789.1509	Mastec Australia Pty Ltd	Hire of Compactor plate	\$ 1,749.00
6/08/2014	789.156	The Old Mal Whalebone Classic	30 240L green bins and 30 240L red lid bins	\$ 3,500.00
6/08/2014	789.1582	Snap Claremont	2014/2015 council donation - Whalebone Classic	\$ 82.50
6/08/2014	789.159	John Parker Vactor Jet Rodding	Plan printing	\$ 1,144.00
6/08/2014	789.1618	Power Industrial Supplies	Clean drains various sites	\$ 840.18
6/08/2014	789.1626	Young's Plumbing Service Pty Ltd	Safety glasses, leather gloves & HD WD lube	\$ 275.00
6/08/2014	789.1738	The Rogers Group Pty Ltd	Annual backflow test at Cottesloe childcare	\$ 753.50
6/08/2014	789.1758	Crest Labour Pty Ltd	Ten pre-employment assessment	\$ 3,155.91
6/08/2014	789.1777	Griffin Valuation Advisory	Temporary depot staff w/e 20 & 27 Jul 14	\$ 9,900.00
6/08/2014	789.1800	Antony Ednie-Brown	Professional Valuation and Advisory Services	\$ 5,929.00
6/08/2014	789.1807	Cottesloe Amateur Football Club Inc	Heritage architect consultant - 19 Perth St	\$ 2,000.00
6/08/2014	789.1811	Swiss Rose Garden Nursery	2014/2015 Council donation	\$ 448.00
			Various roses supplied	\$

<u>Date</u>	<u>Payment Reference</u>	<u>Payee</u>	<u>Description</u>	<u>Amount</u>
6/08/2014	789.1812	A J Lemonnier	Reimbursement	\$ 60.31
6/08/2014	789.35	Cottesloe IGA	Catering supplies	\$ 75.82
6/08/2014	789.38	Veolia Environmental Services	Replacement hook bin - Depot	\$ 1,044.84
6/08/2014	789.390	North Cottesloe Surf Life Saving Club	2014/2015 Council donation	\$ 2,750.00
6/08/2014	789.526	Zipform Pty Ltd	Annual 2014/2015 rate notice print	\$ 10,251.59
6/08/2014	789.539	Local Health Authorities Analytical	2014/2015 Analytical Services	\$ 2,162.22
6/08/2014	789.577	Australian Plant Wholesalers	Plants - various sites	\$ 3,132.25
6/08/2014	789.62	Bunnings Group Ltd	Hardware supplies	\$ 324.86
6/08/2014	789.64	Main Roads Western Australia	Install mast arm pole & upgrade all lanterns to LED Eric/Curtin Intersection	\$ 45,005.61
6/08/2014	789.645	Cobblestone Concrete	Installation of footpaths, crossovers etc at various sites	\$ 25,348.95
6/08/2014	789.7	Western Chainwire	Supply/install chainwire fence - Warnham	\$ 1,980.00
6/08/2014	789.77	Galvins Plumbing Supplies	Plumbing supplies	\$ 5.04
6/08/2014	789.778	Wacker Neuson Pty Ltd	Service/repair vibration plate compactor	\$ 235.21
6/08/2014	789.830	Waste Management Assoc of Australia	Conference	\$ 30.00
6/08/2014	789.84	West Australian Local Government Associatio	Annual subscriptions 1 Jul 14 - 30 Jun 15	\$ 14,499.62
6/08/2014	789.85	Western Metropolitan Regional Council	Transfer station waste disposal	\$ 11,222.13
6/08/2014	789.89	Major Motors Pty Ltd	Service 3T Truck 1DFQ064	\$ 854.82
6/08/2014	789.891	Austral Mercantile Collections Pty	Rates debt recovery legal fees - Jun 14	\$ 762.25
6/08/2014	789.91	Claremont Asphalt	Replace two soakwell lids and asphalt - Torrens & Lyons St	\$ 1,760.00
6/08/2014	789.998	Road Signs Australia Pty Ltd	150 Green multi directional arrow stickers	\$ 82.50
13/08/2014	790.1721	Business Fuel Cards Pty Ltd	Fuel for fleet vehicles - Jul 14	\$ 7,301.85
18/08/2014	791.51	Westnet Pty Ltd	Internet access	\$ 76.43
20/08/2014	792.1774	Express Salary Packaging Pty Ltd	Payroll Deduction	\$ 866.35
20/08/2014	792.3	Department of Human Services	Payroll Deduction	\$ 308.70
20/08/2014	792.5	LGRCEU	Payroll Deduction	\$ 155.20
20/08/2014	793.103	Benara Nurseries	224x5Lt Cassa Blue	\$ 2,349.92
20/08/2014	793.1049	Fulton Hogan Industries Pty Ltd	20x22kg bags Ezy Street	\$ 1,045.00
20/08/2014	793.105	Active Transport & Tilt Tray Service	Transport abandoned vehicles	\$ 363.00
20/08/2014	793.1102	Betta Turf	Sir Walter rollout, Wintergreen and turf start	\$ 837.70
20/08/2014	793.1131	Globe Australia Pty Ltd	Fertilise Harvey Field & Cott Oval	\$ 1,952.50
20/08/2014	793.1133	Lock, Stock & Farrell Locksmith Pty	3 Grand master keys TAPPS, 4 general use padlocks and new lock to storeroom Napier St toilets	\$ 553.35
20/08/2014	793.114	Creation Landscape Supplies	Brickies sand and red gum woodchip	\$ 601.00
20/08/2014	793.1182	Raffaele Automotive Services	Service two ranger vehicles	\$ 725.30
20/08/2014	793.1229	The Planning Group WA Pty Ltd	Heritage and planning advice	\$ 6,556.00
20/08/2014	793.1245	Nu-Trac Rural Contracting	Beach cleaning - Jul 14	\$ 2,858.00
20/08/2014	793.1334	Down Under Stump Grinding Pty Ltd	Grind stumps various sites in Cottesloe	\$ 770.00
20/08/2014	793.139	Australia Post	Daily mail delivery/pickup - Jul 14	\$ 1,059.62

<u>Date</u>	<u>Payment Reference</u>	<u>Payee</u>	<u>Description</u>	<u>Amount</u>
20/08/2014	793.1429	Westcoast Community Centre Inc	2014/2015 Council donation	\$ 1,700.00
20/08/2014	793.1450	Bin Bombs	2 x 10 kilo bin bomb deodorant pellets	\$ 357.39
20/08/2014	793.1493	Need A Bin	Monthly site fee and removal/replace E-waste bin - depot	\$ 296.11
20/08/2014	793.1522	Prospero Civil & Cadd Designs	Engineering consultancy	\$ 5,742.00
20/08/2014	793.1531	CommStrat Ltd	CBD & Town Centre Design & Revitalisation conference 2014	\$ 495.00
20/08/2014	793.1576	Edinger Real Estate	Monthly lease fee - Stack St depot Sep 14	\$ 15,006.84
20/08/2014	793.1578	Force Towers Pty Ltd	Hire Cherry Picker - 29 Jul 14	\$ 921.25
20/08/2014	793.1582	Snap Claremont	Plan printing	\$ 94.00
20/08/2014	793.172	Martins Trailer Parts Pty Ltd	Replacement trailer parts	\$ 9.75
20/08/2014	793.1738	The Rogers Group Pty Ltd	Pre-employment assessment	\$ 582.45
20/08/2014	793.1758	Crest Labour Pty Ltd	Temporary depot staff w/e 3 Aug 14	\$ 1,764.82
20/08/2014	793.1761	Site Environmental & Remediation	Environmental work at old depot site	\$ 68,529.41
20/08/2014	793.1792	Fire Suppression Services Pty Ltd	Service of portable fire equipment	\$ 1,232.00
20/08/2014	793.1794	Express Salary Packaging Pty Ltd	GST on lease vehicle 1EEEX663	\$ 54.08
20/08/2014	793.1799	A Johnston	Reimbursement - Catering for coastcare event	\$ 396.05
20/08/2014	793.1814	Ovenuwest	Clean oven - Mayors Parlour	\$ 170.00
20/08/2014	793.188	Bob Jane T-Mart	Puncture repair tyre - ride on mower	\$ 30.00
20/08/2014	793.19	McLeods Barristers & Solicitors	Legal Advice	\$ 308.89
20/08/2014	793.199	ADH Motorised Golf Cars & Utility	Replacement right hand rear view mirror	\$ 163.90
20/08/2014	793.20	Hillmack Sales (Australia) Pty Ltd	Concrete - replacement panels John St footpath, memorial pad and concrete for footpath Beach St	\$ 1,347.00
20/08/2014	793.205	Cottesloe News Delivery	Daily papers 6 Jul - 2 Aug 14	\$ 57.80
20/08/2014	793.24	Iron Mountain Australia Pty Ltd	Offsite storage of records - Jul 14	\$ 198.33
20/08/2014	793.32	D Derwin	Reimbursement of telephone charges 23 Apr - 22 Jul 14	\$ 127.85
20/08/2014	793.35	Cottesloe IGA	Catering supplies	\$ 16.06
20/08/2014	793.37	Staples Australia Pty Ltd	Stationery order	\$ 731.40
20/08/2014	793.46	Professional Tree Surgeons	Prune Eucalypt - Broome St	\$ 2,926.00
20/08/2014	793.47	Collisters Electrical	Electrical work at Civic Centre	\$ 1,177.00
20/08/2014	793.49	Charles Service Company	Cleaning services and consumables - Jul 14	\$ 4,894.92
20/08/2014	793.510	Complete Pest Management Services	Ant treatment at Railway St playground	\$ 195.00
20/08/2014	793.544	B M Pember	Consulting services	\$ 2,073.50
20/08/2014	793.55	Shire of Peppermint Grove	Quarterly library contribution Jul - Sep 14	\$ 162,658.10
20/08/2014	793.577	Australian Plant Wholesalers	Various plants	\$ 1,458.60
20/08/2014	793.593	Australia Post	Reply paid letters - Jul 14	\$ 10.92
20/08/2014	793.62	Bunnings Group Ltd	Hardware supplies	\$ 277.25
20/08/2014	793.69	Kayes Carpentry Service	Installed solid door to cleaners storeroom	\$ 385.00
20/08/2014	793.83	Flexi Staff Pty Ltd	Temporary depot staff w/e 2 and 9 Aug 14	\$ 3,158.72
20/08/2014	793.84	West Australian Local Government Associatio	Annual subscription 2014/2015	\$ 14,047.83

<u>Date</u>	<u>Payment Reference</u>	<u>Payee</u>	<u>Description</u>	<u>Amount</u>
20/08/2014	793.85	Western Metropolitan Regional Council	Transfer station waste disposal	\$ 19,581.27
20/08/2014	793.87	Repco	Replacement rotating safety flashing beacon - Ride on mower	\$ 91.30
20/08/2014	793.88	Ocean IT Pty Ltd	IT support etc	\$ 9,523.56
20/08/2014	793.89	Major Motors Pty Ltd	Service 5T truck and 2T water truck	\$ 1,166.78
20/08/2014	793.91	Claremont Asphalt	Asphalt works	\$ 4,785.00
1/09/2014		Commonwealth Bank of Australia	Bank fees	\$ 385.22
13/08/2014		Town of Cottesloe Staff	Fortnightly payroll	\$ 82,791.59
14/08/2014		National Australia Bank	Transfer to Investment Account	\$ 400,000.00
15/08/2014		National Australia Bank	Bank fees	\$ 45.51
15/08/2014		National Australia Bank	Transfer to Term Deposit	\$ 500,000.00
19/08/2014		National Australia Bank	Bank fees	\$ 92.73
27/08/2014		Town of Cottesloe Staff	Fortnightly payroll	\$ 82,843.58
28/08/2014		Westpac Bank	Transfer to Term Deposit	\$ 475,000.00
28/08/2014		Rates Payment	Dishonoured at bank	\$ 12,945.58
29/08/2014		National Australia Bank	Bank fees	\$ 375.50
29/08/2014		National Australia Bank	Bank fees	\$ 498.03
29/08/2014		National Australia Bank	Bank fees	\$ 754.90
29/08/2014		National Australia Bank	Bank fees	\$ 829.12
29/08/2014		National Australia Bank	Bank fees	\$ 3,691.68
Grand Total:				\$ 2,168,613.43

Pursuant to Regulation of 13(4) of the local Government (Financial Management) Regulations the total of all other outstanding accounts for payment as at the date of this payment listing being prepared is \$1,403,159.57

I hereby certify that the above schedule of accounts totalling \$2,168,613.43 as submitted to the Works & Corporate Services Committee meeting held on 16 September 2014

Signed (Chairperson of the Works & Corporate Services Committee)

TOWN OF COTTESLOE
RESERVES - CASH BACKED INVESTMENTS
FOR THE PERIOD ENDING 31 AUGUST 2014

	2014-2015 ACTUAL \$	2014-2015 BUDGET \$
1 Area Improvement		
Purpose: To fund the cost of improving facilities within the Municipality.		
Opening Balance	34	-
Transfer to Reserves	0	-
Transfer from Reserves	-	-
	34	-
2 Waste Management Reserve		
Purpose: To fund the improvement, replacement and expansion of waste management plant, equipment, facilities and services.		
Opening Balance	-	10,053
Transfer to Reserves	-	2,627
Transfer from Reserves	-	-
Closing Balance	-	12,680
3 Parking Reserve		
Purpose: To set aside funds from developers for the development of parking facilities		
Opening Balance	10,024	14,845
Transfer to Reserves	29	520
Transfer from Reserves	-	-
Closing Balance	10,053	15,365
4 Leave Reserve		
Purpose: To set asides funds to assist with the funding of unexpected employee entitlements		
Opening Balance	175,249	174,514
Transfer to Reserves	514	6,108
Transfer from Reserves	-	-
Closing Balance	175,763	180,622
5 Civic Centre Reserve		
Purpose: To fund the cost of upgrading the civic centre.		
Opening Balance	342	1,410
Transfer to Reserves	1	42
Transfer from Reserves	-	(1,452)
Closing Balance	343	-
6 Property Reserve		
Purpose: To contribute towards future property construction/renewal.		
Opening Balance	378,993	310,441
Transfer to Reserves	1,111	13,410
Transfer from Reserves	-	-
Closing Balance	380,104	323,851

TOWN OF COTTESLOE
RESERVES - CASH BACKED INVESTMENTS
FOR THE PERIOD ENDING 31 AUGUST 2014

	2014-2015 ACTUAL \$	2014-2015 BUDGET \$
7 Infrastructure Reserve		
Purpose: To contribute towards future infrastructure construction/renewal.		
Opening Balance	298,439	349,114
Transfer to Reserves	875	12,219
Transfer from Reserves	-	-
Closing Balance	<u>299,314</u>	<u>361,333</u>
8 Unspent Grants/Funds Reserve		
Purpose: To account for unspent grants/funds at year end		
Opening Balance	258	-
Transfer to Reserves	1	-
Transfer from Reserves	-	-
Closing Balance	<u>259</u>	<u>-</u>
9 Legal Reserve		
Purpose: To provide funds to provide for legal expenses		
Opening Balance	65,481	65,211
Transfer to Reserves	192	2,282
Transfer from Reserves	-	-
Closing Balance	<u>65,673</u>	<u>67,493</u>
10 Parking Facilities Reserve		
Purpose: To provide funds to provide for parking facilities		
Opening Balance	150,303	151,132
Transfer to Reserves	441	5,290
Transfer from Reserves	-	-
Closing Balance	<u>150,744</u>	<u>156,422</u>
11 Sustainability Reserve		
Purpose: To fund new or enhance existing Sustainability initiatives within the Town of Cottesloe		
Opening Balance	20,382	19,782
Transfer to Reserves	60	8,192
Transfer from Reserves	-	(5,000)
Closing Balance	<u>20,442</u>	<u>22,974</u>
11 Depot Funds Reserve		
Purpose: To fund the improvement of infrastructure within the suburb of Cottesloe		
Opening Balance	-	-
Transfer to Reserves	-	8,310,000
Transfer from Reserves	-	-
Closing Balance	<u>-</u>	<u>8,310,000</u>
Sub Total	<u><u>1,102,728</u></u>	<u><u>9,450,740</u></u>

TOWN OF COTTESLOE
RESERVES - CASH BACKED INVESTMENTS
FOR THE PERIOD ENDING 31 AUGUST 2014

	2014-2015 ACTUAL \$	2014-2015 BUDGET \$
12 Combined Library Reserve		
Purpose: To fund improvements at the Library		
Opening Balance	83,441	-
Transfer to Reserves	-	-
Transfer from Reserves	-	-
	83,441	-
TOTAL RESERVES	1,186,169	9,450,740

TOWN OF COTTESLOE

INVESTMENTS

SCHEDULE OF INVESTMENTS HELD AS AT 31 AUGUST 2014

BANK	RATE %	TERM	MATURITY DATE	MUNICIPAL INVESTMENTS	RESERVE FUND	COMMENTS
				\$	\$	
NATIONAL AUSTRALIA BANK	3.50%	90 DAYS	30-Sep-14	5,448.93		COTTESLOE PRIMARY SCHOOL
NATIONAL AUSTRALIA BANK	3.50%	90 DAYS	30-Sep-14	5,392.25		NORTH COTT PRIMARY SCHOOL
WESTPAC	3.46%	91 DAYS	29-Sep-14	464,165.67		TERM INVESTMENT
WESTPAC	3.60%	90 DAYS	28-Nov-14	475,000.00		TERM INVESTMENT
BANKWEST	3.40%	61 DAYS	17-Nov-14	774,537.85		TERM INVESTMENT
NAB	3.50%	89 DAYS	13-Nov-14	500,000.00		TERM INVESTMENT
COMMONWEALTH BANK OF AUSTRALIA	3.28%	90 DAYS	25-Nov-14	480,000.00		TERM INVESTMENT
WESTPAC	3.46%	91 DAYS	29-Sep-14		77,378.28	RESERVE FUND INVESTMENTS
BANKWEST	3.50%	90 DAYS	17-Sep-14		155,221.12	RESERVE FUND INVESTMENTS
COMMONWEALTH BANK OF AUSTRALIA	3.41%	90 DAYS	30-Sep-14		500,727.05	RESERVE FUND INVESTMENTS
NATIONAL AUSTRALIA BANK	3.53%	90 DAYS	11-Aug-14		369,400.51	RESERVE FUND INVESTMENTS
				<u>\$2,704,544.70</u>	<u>\$1,102,726.96</u>	

BANK	\$	%
NATIONAL	\$880,241.69	23.12
WESTPAC	\$1,016,543.95	26.70
BANKWEST	\$929,758.97	24.42
COMMONWEALTH	\$980,727.05	25.76
TOTAL	\$3,807,271.66	100.00

TOWN OF COTTESLOE

LOANS

SCHEDULE OF LOANS HELD AS AT 31 AUGUST 2014

BANK	REF NO.	RATE %	PERIOD	MATURITY DATE	BALANCE OWING	LAST INSTALMENT DATE	NEXT INSTALMENT DATE	CURRENT LIABILITY	NON-CURRENT LIABILITY	COMMENTS
WA TREASURY	104	5.85%	10 YEARS	20-Oct-14	\$12,916.94	21-Apr-14	21-Oct-14	\$12,916.94	\$0.00	COTTESLOE TENNIS CLUB
WA TREASURY	105	6.22%	15 YEARS	6-Oct-23	\$278,939.89	7-Apr-14	6-Oct-14	\$22,319.70	\$256,620.19	SEA VIEW GOLF CLUB
WA TREASURY	106	5.25%	10 YEARS	3-Apr-19	\$903,069.45	3-Apr-14	3-Oct-14	\$162,395.08	\$740,674.37	CAPITAL PROJECT - CIVIC CENTRE
WA TREASURY	107	6.51%	20 YEARS	16-Sep-29	\$4,318,203.96	17-Mar-14	16-Sep-14	\$168,126.81	\$4,150,077.15	CAPITAL PROJECT - JOINT LIBRARY
					<u>\$5,513,130.24</u>			<u>\$365,758.53</u>	<u>\$5,147,371.71</u>	
LOANS TO OTHER ENTITIES					\$291,856.83			\$35,236.64	\$256,620.19	
LOANS FOR TOC					\$5,221,273.41			\$330,521.89	\$4,890,751.52	
					<u>\$5,513,130.24</u>			<u>\$365,758.53</u>	<u>\$5,147,371.71</u>	

TOWN OF COTTESLOE

SUNDRY DEBTORS REPORT AS AT 31 AUGUST 2014

<u>Debtor Number</u>	<u>Nature Of Debt</u>	<u>3+ Months</u>	<u>2+ Months</u>	<u>1+ Month</u>	<u>Current</u>	<u>Balance</u>	<u>Status</u>
311	Waste collection charges etc	\$3,943.50	\$2,949.70	\$0.00	\$0.00	\$6,893.20	Statements sent
13	Waste collection charges	\$2,370.45	\$0.00	\$0.00	\$0.00	\$2,370.45	Statements sent
49	Waste collection charges	\$1,704.30	\$568.10	\$0.00	\$0.00	\$2,272.40	Statements sent
26	Waste collection charges	\$1,462.50	\$487.50	\$0.00	\$0.00	\$1,950.00	Statements sent
12	Waste collection charges	\$1,407.38	\$1,407.38	\$0.00	\$0.00	\$2,814.76	Statements sent
498	Reinstatement charges	\$1,311.20	\$0.00	\$0.00	\$0.00	\$1,311.20	Statements sent
293	Venue hire	\$950.00	\$0.00	\$0.00	\$0.00	\$950.00	Statements sent
491	Waste collection charges	\$780.00	\$405.60	\$0.00	\$0.00	\$1,185.60	Statements sent
479	Waste collection charges	\$684.72	\$689.91	\$0.00	\$0.00	\$1,374.63	Statements sent
106	Waste collection charges	\$592.50	\$81.25	\$880.00	\$0.00	\$1,553.75	Statements sent
3	Waste collection charges	\$512.76	\$0.00	\$0.00	\$0.00	\$512.76	Statements sent
454	Waste collection charges	\$159.78	\$0.00	\$0.00	\$0.00	\$159.78	Statements sent
123	Waste collection charges	\$114.99	\$114.99	\$0.00	\$0.00	\$229.98	Statements sent
366	Health licence charges	\$6.40	\$0.00	\$4,591.20	\$0.00	\$4,597.60	Statements sent
155	Miscellaneous	\$0.20	\$0.00	\$0.00	\$0.00	\$0.20	Statements sent
403	Venue hire	\$0.00	\$15,225.00	\$0.00	\$0.00	\$15,225.00	Statements sent
440	Waste collection charges	\$0.00	\$1,149.85	\$0.00	\$0.00	\$1,149.85	Statements sent
113	Waste collection charges	\$0.00	\$811.20	\$0.00	\$0.00	\$811.20	Statements sent
128	Waste collection charges	\$0.00	\$784.94	\$450.00	\$0.00	\$1,234.94	Statements sent
29	Waste collection charges	\$0.00	\$243.75	\$0.00	\$0.00	\$243.75	Statements sent
114	Waste collection charges	\$0.00	\$162.50	\$0.00	\$0.00	\$162.50	Statements sent
164	Waste collection charges	\$0.00	\$148.72	\$0.00	\$0.00	\$148.72	Statements sent
507	Waste collection charges	\$0.00	\$148.72	\$0.00	\$0.00	\$148.72	Statements sent
74	Waste collection charges	\$0.00	\$114.99	\$0.00	\$0.00	\$114.99	Statements sent
481	Waste collection charges	\$0.00	\$114.99	\$0.00	\$0.00	\$114.99	Statements sent
30	Waste collection charges	\$0.00	\$81.25	\$0.00	\$0.00	\$81.25	Statements sent

TOWN OF COTTESLOE

SUNDRY DEBTORS REPORT AS AT 31 AUGUST 2014

<u>Debtor Number</u>	<u>Nature Of Debt</u>	<u>3+ Months</u>	<u>2+ Months</u>	<u>1+ Month</u>	<u>Current</u>	<u>Balance</u>	<u>Status</u>
94	Waste collection charges	\$0.00	\$81.25	\$0.00	\$0.00	\$81.25	Statements sent
119	Waste collection charges	\$0.00	\$81.25	\$0.00	\$0.00	\$81.25	Statements sent
347	Waste collection charges	\$0.00	\$81.25	\$0.00	\$0.00	\$81.25	Statements sent
407	Waste collection charges	\$0.00	\$81.25	\$0.00	\$0.00	\$81.25	Statements sent
410	Waste collection charges	\$0.00	\$81.25	\$0.00	\$0.00	\$81.25	Statements sent
151	Rate rebates	\$0.00	\$44.95	\$0.00	\$0.00	\$44.95	Statements sent
152	Rate rebates	\$0.00	\$12.32	\$0.00	\$0.00	\$12.32	Statements sent
442	Health licence charges	\$0.00	\$0.00	\$3,350.00	\$0.00	\$3,350.00	Current
125	Health licence charges	\$0.00	\$0.00	\$3,297.39	\$0.00	\$3,297.39	Current
360	Health licence charges	\$0.00	\$0.00	\$3,060.00	\$0.00	\$3,060.00	Current
448	Health licence charges	\$0.00	\$0.00	\$2,842.50	\$0.00	\$2,842.50	Current
214	Health licence charges	\$0.00	\$0.00	\$2,443.75	\$0.00	\$2,443.75	Current
359	Health licence charges	\$0.00	\$0.00	\$1,421.50	\$0.00	\$1,421.50	Current
451	Health licence charges	\$0.00	\$0.00	\$1,175.00	\$0.00	\$1,175.00	Current
393	Health licence charges	\$0.00	\$0.00	\$515.00	\$0.00	\$515.00	Current
64	Health licence charges	\$0.00	\$0.00	\$450.00	\$0.00	\$450.00	Current
389	Health licence charges	\$0.00	\$0.00	\$450.00	\$0.00	\$450.00	Current
390	Health licence charges	\$0.00	\$0.00	\$450.00	\$0.00	\$450.00	Current
395	Health licence charges	\$0.00	\$0.00	\$450.00	\$0.00	\$450.00	Current
485	Health licence charges	\$0.00	\$0.00	\$450.00	\$0.00	\$450.00	Current
514	Health licence charges	\$0.00	\$0.00	\$125.00	\$0.00	\$125.00	Current
517	Reimbursement	\$0.00	\$0.00	\$6.50	\$0.00	\$6.50	Current
494	Contribution	\$0.00	\$0.00	\$0.00	\$550.00	\$550.00	Current
495	Health licence charges	\$0.00	\$0.00	\$0.00	\$450.00	\$450.00	Current
97	Health licence charges	\$0.00	\$0.00	\$0.00	\$230.00	\$230.00	Current
519	Waste collection charges	\$0.00	\$0.00	\$0.00	\$72.90	\$72.90	Current

TOWN OF COTTESLOE

SUNDRY DEBTORS REPORT AS AT 31 AUGUST 2014

<u>Debtor Number</u>	<u>Nature Of Debt</u>	<u>3+ Months</u>	<u>2+ Months</u>	<u>1+ Month</u>	<u>Current</u>	<u>Balance</u>	<u>Status</u>
176	Waste collection charges	\$0.00	\$0.00	\$0.00	\$55.00	\$55.00	Current
518	Venue hire	\$0.00	\$0.00	\$0.00	\$25.00	\$25.00	Current
520	Waste collection charges	\$0.00	\$0.00	\$0.00	\$22.00	\$22.00	Current
90	Overpayment	\$0.00	-\$81.25	\$0.00	\$0.00	-\$81.25	Overpayment
186	Overpayment	-\$0.01	\$0.00	\$0.00	\$0.00	-\$0.01	Overpayment
		=====	=====	=====	=====	=====	
		\$16,000.67	\$26,072.61	\$26,407.84	\$1,404.90	\$69,886.02	

Rates and Charges Analysis

For Financial Year 2014 Period 2 ,as at 1/09/2014



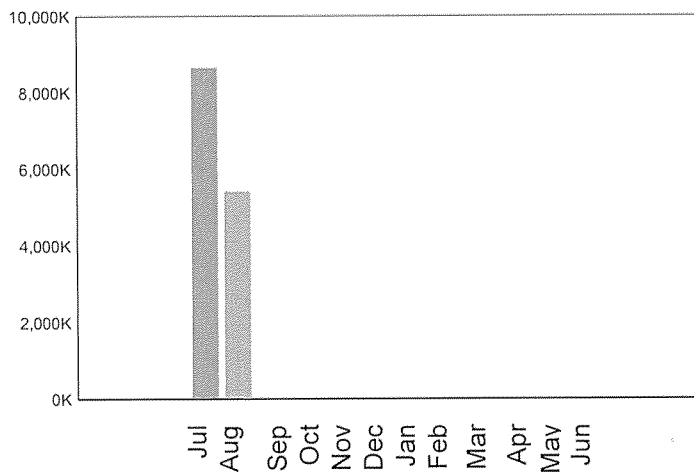
Amounts Levied and Outstanding

<u>Rate or Charge Type</u>	<u>Amount Levied This Year</u>	<u>Total Balance Outstanding</u>
GRV General Rate	8,842,904.08	4,720,032.31
Additional Bin	82,010.00	44,900.00
Credit Balances	0.00	-11,820.67
Swimming Pool	8,112.50	5,125.10
ESL Category 1	1,316,874.91	763,267.91
ESL Category 5	64.00	68.05
Instalment Fees	9,783.60	9,876.97
Instalment PreInterest	22,995.69	23,121.06
	10,282,744.78	5,554,570.73

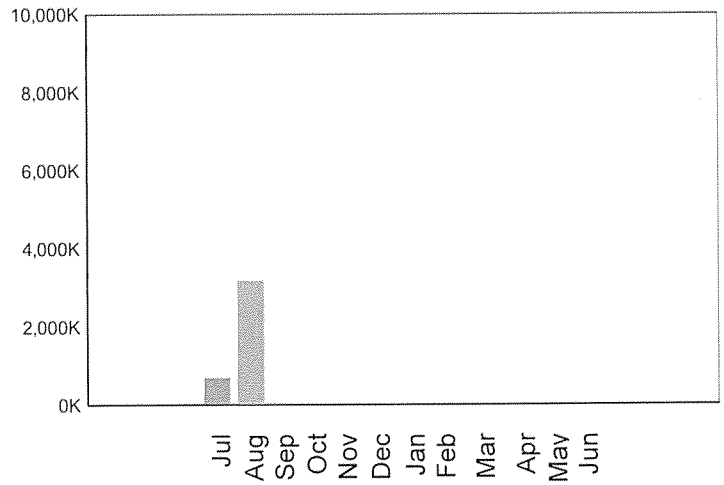
Analysis of Outstanding Balance

<u>Bfwd At 1 July</u>	<u>Levied YTD</u>	<u>Rebated</u>	<u>Receipted</u>	<u>Other Trans</u>	<u>Balance</u>
260,702.06	10,282,744.78	-584,400.52	-4,405,525.58	1,049.99	5,554,570.73
<u>Current</u>	<u>Arrears</u>	<u>Interest</u>	<u>Legal</u>	<u>Deferred</u>	<u>Balance</u>
5,279,284.34	61,170.96	13,333.43	5,783.28	194,998.72	5,554,570.73

Total Balance Outstanding By Month



YTD Collections By Month



Analysis of Assessments

Number of assessments	3,815
Number of assessments paid in full	1,592
Number of assessments with a balance outstanding	2,192
Number of assessments with arrears	402
Number of assessments on instalments	711
Number of assessments with pensioners or seniors	935
Number of assessments with deferred rates	30
Number of assessments with no payment yet	1,441

TOWN OF COTTESLOE

CAPITAL WORKS PROGRAMME

FOR THE PERIOD ENDED 1 JULY 2014 TO 31 AUGUST 2014

	2013-2014 YTD ACTUAL \$	2013-2014 YTD BUDGET \$	2013-2014 BUDGET \$	Variations Budget to YTD Actual \$	Variations Budget to YTD Actual %
LAND DEVELOPMENT					
3.4120.3 Old Depot Site	9,438	0	0	9,438	100%
DRAINAGE CONSTRUCTION					
10.9000.2 Cottesloe various	19,250	3,357	20,150	15,893	83%
FOOTPATH CONSTRUCTION					
15.1016.2 Barsden Street	0	0	0	0	
15.1030.2 Broome Street	20,072	0	22,550	20,072	100%
15.1058.2 Elizabeth Street	0	0	12,250	0	
15.1062.2 Federal Street	218	0	2,250	218	100%
15.1116.2 Lyons Street	1,036	0	42,350	1,036	100%
15.1126.2 Marine Parade	0	0	33,050	0	
15.1128.2 Marmion Street	71	0	7,250	71	100%
15.1166.2 Salisbury Street	0	0	17,250	0	
15.1204.2 Windsor Street	0	0	7,750	0	
15.9000.5 DSAC Capital Works	0	0	30,200	0	
15.9000.2 Bike Plan Works	0	0	50,350	0	
IRRIGATION CONSTRUCTION					
20.9000.2 Cottesloe, various	15	4,312	30,800	(4,297)	(28647%)

TOWN OF COTTESLOE

CAPITAL WORKS PROGRAMME

FOR THE PERIOD ENDED 1 JULY 2014 TO 31 AUGUST 2014

	2013-2014 YTD ACTUAL	2013-2014 YTD BUDGET	2013-2014 BUDGET	Variances Budget to YTD Actual	Variances Budget to YTD Actual
	\$	\$	\$	\$	%
PARKS AND RESERVES CONSTRUCTION					
30.9000.2 Playgrounds various	709	5,061	30,350	(4,352)	(614%)
30.9000.5 Cottesloe Natural Area Upgrade	2,481	2,668	16,000	(187)	(8%)
PROPERTY CONSTRUCTION					
35.4050.2 Civic Centre Building	0	0	0	0	
35.4052.2 Civic Centre Lesser Hall Stage 1	0	13,360	80,150	(13,360)	
35.6030.2 Civic Centre Grounds Restoration	27,074	33,400	200,350	(6,326)	(23%)
25.9000.2 LANEWAY CONSTRUCTION	0	0	72,700	0	
ROAD CONSTRUCTION/ REHABILITATION					
40.1148.2 Pearse Street	0	0	22,250	0	
40.1032.2 Bryan Way	0	0	10,350	0	
NEW Beach Access Road	0	0	20,100	0	
40.1112.2 Little Marine Parade	0	0	36,850	0	
40.1092.2 Hawkstone Street	0	0	12,050	0	
40.1068.2 Forrest Street	0	0	48,000	0	
40.1046.2 Congdon Street	0	0	98,250	0	
40.1128.2 Marmion Street	0	0	52,750	0	

TOWN OF COTTESLOE

CAPITAL WORKS PROGRAMME

FOR THE PERIOD ENDED 1 JULY 2014 TO 31 AUGUST 2014

	2013-2014 YTD ACTUAL \$	2013-2014 YTD BUDGET \$	2013-2014 BUDGET \$	Variations Budget to YTD Actual \$	Variations Budget to YTD Actual %
BLACKSPOT CONTRUCTION					
41.1048.2 Curtin Avenue	8,858	0	0		
41.9000.2 Speed and Safety	1,005	0	0	1,005	100%
MISCELLANEOUS INFRASTRUCTURE					
43.6080.2 Viewing Tower	0	0	0		
43.9000.2.57 Sculpture	0	0	70,000		
STREETSCAPE INFRASTRUCTURE					
NEW Station Street	0	3,332	20,000	(3,332)	
NEW Foreshore	0	5,000	30,000	(5,000)	
NEW Town Centre Streetscape Improvements	0	60,010	360,000	(60,010)	
NEW Greening Cottesloe Project	0	8,334	50,000	(8,334)	

TOWN OF COTTESLOE

CAPITAL WORKS PROGRAMME

FOR THE PERIOD ENDED 1 JULY 2014 TO 31 AUGUST 2014

	2013-2014 YTD ACTUAL \$	2013-2014 YTD BUDGET \$	2013-2014 BUDGET \$	Variations Budget to YTD Actual \$	Variations Budget to YTD Actual %
PLANT & VEHICLES					
47.9000.2.57	0	0	36,000	0	
47.9000.2.57	0	0	36,000	0	
47.9000.2.57	0	0	36,000	0	
47.9000.2.57	0	35,000	35,000	(35,000)	
47.9000.2.57	0	0	60,000	0	
47.9000.2.57	78,207	0	90,000	78,207	100%
47.9000.2.57	0	0	25,000	0	
47.9000.2.57	16,281	0	8,500	16,281	100%
47.9000.2.57	0	0	2,400	0	
47.9000.2.57	1,600	1,600	1,600	0	0%
47.9000.2.57	0	3,200	3,200	(3,200)	
47.9000.2.57	3,988	3,600	3,600	388	10%
47.9000.2.57	2,400	2,400	2,400	0	0%
47.9000.2.57	6,200	0	0	0	100%
IT, OFFICE EQUIPMENT & FURNITURE					
49.9000.2.57	0	636	3,818	(636)	
49.9000.2.57	1,684	473	2,836	1,211	72%
49.9000.2.57	0	5,000	30,000	(5,000)	
TOTAL	200,587	190,743	1,882,704	(5,214)	5%