


# TOWN OF COTTESLOE



## FINANCIAL STATEMENTS

FOR THE PERIOD 1 JULY 2014 TO 30 SEPTEMBER 2014

PRESENTED TO THE WORKS AND CORPORATE SERVICES  
COMMITTEE ON 21 OCTOBER 2014

# TOWN OF COTTESLOE

## FINANCIAL STATEMENTS

FOR THE PERIOD 1 JULY 2014 TO 30 SEPTEMBER 2014

### TABLE OF CONTENTS

Statement of Financial Activity	1
Operating Statement By Program	2
Operating Statement By Nature & Type	3
Balance Sheet	4 - 5
Surplus/(Deficit Position)	6
Variance Analysis	7 - 10
Other Information	
- List of Payments	11 - 17
- Reserves	18 - 20
- Investments	21
- Loans	22
- Sundry Debtors	23 - 24
- Rates Analysis	25
- Capital Works Programme	26 - 30
- Graphs	31 - 36

**TOWN OF COTTESLOE**

**STATEMENT OF FINANCIAL ACTIVITY**

**FOR THE PERIOD ENDED 1 JULY 2014 TO 30 SEPTEMBER 2014**

	2014-2015 YTD Actual \$	2014-2015 YTD Budget \$	2014-2015 Budget \$	Variance YTD Actual to YTD Budget \$	Variance YTD Actual to YTD Budget %
<b>Operating Revenue</b>					
General Purpose Funding	169,795	155,838	636,350	13,957	9%
Governance	4,902	19,052	76,213	(14,150)	(74%)
Law, Order and Public Safety	3,027	1,725	18,980	1,302	75%
Health	74,102	72,810	80,310	1,292	2%
Education and Welfare	5,583	8,260	33,036	(2,677)	(32%)
Community Amenities	194,682	187,762	542,035	6,920	4%
Recreation and Culture	76,033	106,862	275,936	(30,829)	(29%)
Transport	114,936	144,061	831,237	(29,125)	(20%)
Economic Services	44,823	49,215	173,759	(4,392)	(9%)
Other Property and Services	0	7,900,150	7,900,600	(7,900,150)	(100%)
<b>Total Operating Revenue</b>	<b>687,883</b>	<b>8,645,735</b>	<b>10,568,456</b>	<b>(7,957,852)</b>	<b>(92%)</b>
<b>Operating Expenditure</b>					
General Purpose Funding	(57,983)	(70,001)	(252,997)	12,018	17%
Governance	(368,790)	(301,136)	(801,033)	(67,654)	(22%)
Law, Order and Public Safety	(54,692)	(72,178)	(296,826)	17,486	24%
Health	(46,704)	(60,989)	(243,946)	14,285	23%
Education and Welfare	(60,422)	(54,229)	(219,900)	(6,193)	(11%)
Community Amenities	(715,203)	(837,162)	(3,375,922)	121,959	15%
Recreation and Culture	(703,724)	(688,586)	(3,305,252)	(15,138)	(2%)
Transport	(472,638)	(764,202)	(3,027,531)	291,564	38%
Economic Services	(52,905)	(155,698)	(392,585)	102,793	66%
Other Property and Services	6,264	(13,277)	26,481	19,541	147%
<b>Total Operating Expenditure</b>	<b>(2,526,797)</b>	<b>(3,017,458)</b>	<b>(11,889,511)</b>	<b>490,661</b>	<b>16%</b>
<b>Adjustments for Non Cash</b>					
(Profit)/Loss on Asset Disposal	0	(7,900,000)	(7,900,000)	7,900,000	(100%)
Movement in Deferred Pensioners	0	0	0	0	
Movement in Employee Benefit Provisions	0	0	0	0	
Depreciation	0	(511,634)	2,046,524	511,634	(100%)
<b>Total Adjustments for Non Cash</b>	<b>0</b>	<b>(8,411,634)</b>	<b>(5,853,476)</b>	<b>8,411,634</b>	<b>(100%)</b>
<b>Capital Expense and Revenue</b>					
Additions - Furniture & Equipment	(1,684)	(9,163)	(36,654)	7,479	82%
Additions - Land & Buildings	(113,980)	(70,126)	(280,500)	(43,854)	(63%)
Additions - Plant & Equipment	(188,344)	(81,800)	(339,700)	(106,544)	(130%)
Additions - Roads	(93,175)	0	(300,600)	(93,175)	
Additions - Car Parks	(39,718)	0	0	(39,718)	
Additions - Footpaths	(56,389)	0	(225,250)	(56,389)	
Additions - Drainage	(24,304)	(5,035)	(20,150)	(19,269)	(383%)
Additions - Parks & Reserves	(3,777)	(11,591)	(46,350)	7,814	67%
Additions - Miscellaneous	(3,540)	0	(70,000)	(3,540)	
Additions - Street Furniture	0	(114,990)	(460,000)	114,990	100%
Additions - Right of Ways	0	0	(72,700)	0	
Additions - Irrigation	(3,365)	(8,932)	(30,800)	5,567	62%
Proceeds from Disposal of Assets	36,912	0	8,214,930	36,912	
Proceeds from New Loans	0	0	0	0	
Principal Repayments/Disbursements	(82,717)	(82,717)	(365,759)	0	0%
Self Supporting Principal Repayments	0	0	35,237	0	
Transfer from Reserves	0	0	5,000	0	
Transfer to Reserves	(9,534)	(12,660)	(8,360,648)	3,126	25%
<b>Total Capital Expense and Revenue</b>	<b>(583,615)</b>	<b>(397,014)</b>	<b>(2,353,944)</b>	<b>(186,601)</b>	<b>(47%)</b>
Opening Surplus / (Deficit)	1,170,854	764,096	764,096	406,758	53%
Closing Surplus / (Deficit)	7,591,229	6,348,104	0	1,243,125	20%
<b>AMOUNT REQUIRED FROM RATES</b>	<b>(8,842,904)</b>	<b>(8,764,379)</b>	<b>(8,764,379)</b>	<b>(78,525)</b>	<b>(1%)</b>

# TOWN OF COTTESLOE

## OPERATING STATEMENT BY PROGRAM

FOR THE PERIOD ENDED 1 JULY 2014 TO 30 SEPTEMBER 2014

	2014-2015 Actual \$	2014-2015 YTD Budget \$	2014-2015 Budget \$	Variances Budget to YTD Actual \$	Variances Budget to YTD Actual %
<b>Revenue from Ordinary Activities</b>					
General Purpose Funding	9,012,699	8,920,217	9,400,729	92,482	1%
Governance	4,902	19,052	76,213	(14,150)	(74%)
Law, Order and Public Safety	3,027	1,725	18,980	1,302	75%
Health	74,102	72,810	80,310	1,292	2%
Education and Welfare	5,583	8,260	33,036	(2,677)	2,257%
Community Amenities	194,682	187,762	542,035	6,920	(60%)
Recreation and Culture	76,033	106,862	275,936	(30,829)	8%
Transport	114,936	144,061	831,237	(29,125)	(69%)
Economic Services	44,823	49,215	173,759	(4,392)	(100%)
Other Property and Services	0	150	600	(150)	(100%)
<b>Total Operating Revenue</b>	<b>9,530,787</b>	<b>9,510,114</b>	<b>11,432,835</b>	<b>20,673</b>	<b>0%</b>
<b>Expenses from Ordinary Activities</b>					
General Purpose Funding	(57,983)	(70,001)	(252,997)	12,018	17%
Governance	(368,790)	(301,061)	(800,733)	(67,729)	(22%)
Law, Order and Public Safety	(54,692)	(72,178)	(296,826)	17,486	24%
Health	(46,704)	(60,989)	(243,946)	14,285	23%
Education and Welfare	(60,422)	(54,229)	(219,900)	(6,193)	(11%)
Community Amenities	(715,203)	(837,162)	(3,375,922)	121,959	15%
Recreation and Culture	(561,640)	(688,586)	(2,964,734)	126,946	18%
Transport	(472,638)	(764,202)	(3,027,531)	291,564	38%
Economic Services	(52,905)	(155,698)	(392,585)	102,793	66%
Other Property and Services	6,265	(13,277)	26,481	19,542	147%
<b>Total Operating Expenditure</b>	<b>(2,384,712)</b>	<b>(3,017,383)</b>	<b>(11,548,693)</b>	<b>632,671</b>	<b>21%</b>
<b>Borrowing Costs</b>					
Governance	0	(75)	(300)	75	100%
Recreation and Culture	(142,085)	0	(340,518)	(142,085)	
<b>Total Borrowing Costs</b>	<b>(142,085)</b>	<b>(75)</b>	<b>(340,818)</b>	<b>(142,010)</b>	<b>(189,347%)</b>
<b>Grants/Contributions for Asset Development</b>					
Recreation and Culture	0	0	0	0	
Transport	0	0	0	0	
<b>Total Grants/Contributions for Asset Development</b>	<b>0</b>	<b>0</b>	<b>0</b>	<b>0</b>	
<b>Profit/ (Loss) on Asset Disposal</b>					
Other Property and Services	0	7,900,000	7,900,000	(7,900,000)	(100%)
<b>Total Profit/ (Loss) on Asset Disposal</b>	<b>0</b>	<b>7,900,000</b>	<b>7,900,000</b>	<b>(7,900,000)</b>	
<b>NET PROFIT OR LOSS</b>	<b>7,003,990</b>	<b>14,392,656</b>	<b>7,443,324</b>	<b>(7,388,666)</b>	<b>(51%)</b>

## TOWN OF COTTESLOE

### OPERATING STATEMENT BY NATURE & TYPE

FOR THE PERIOD ENDED 1 JULY 2014 TO 30 SEPTEMBER 2014

	2014-2015 YTD Actual \$	2014-2015 YTD Budget \$	2014-2015 Budget \$	Variances Budget to Actual YTD \$	Variances Budget to Actual YTD %
<b>Operating Revenue</b>					
Rates	8,842,904	8,764,379	8,764,379	78,525	1%
Grants - Operating	78,112	51,451	163,800	26,661	52%
Fees & Charges	500,053	553,479	1,815,283	(53,426)	(10%)
Interest Earnt	77,972	100,726	463,900	(22,754)	(23%)
Other Revenue	31,746	40,079	225,473	(8,333)	(21%)
<b>Total Operating Revenue</b>	<b>9,530,787</b>	<b>9,510,114</b>	<b>11,432,835</b>	<b>20,673</b>	<b>0%</b>
<b>Operating Expenditure</b>					
Employee Costs	(924,587)	(939,309)	(3,727,930)	14,722	2%
Contractors and Materials	(1,056,292)	(1,049,682)	(4,131,454)	(6,610)	(1%)
Depreciation	0	(511,634)	(2,046,524)	511,634	100%
Insurance	(105,764)	(192,906)	(192,905)	87,142	45%
Interest Expense	(142,085)	(75)	(340,818)	(142,010)	(189,347%)
Utility Costs	(63,401)	(124,845)	(498,486)	61,444	49%
Other Expenses	(234,668)	(199,007)	(951,394)	(35,661)	(18%)
<b>Total Operating Expenditure</b>	<b>(2,526,797)</b>	<b>(3,017,458)</b>	<b>(11,889,511)</b>	<b>490,661</b>	<b>16%</b>
Grants/Contributions - Non Operating	0	0	0	0	
Profit on Asset Disposals	0	7,900,000	7,900,000	(7,900,000)	
Loss on Asset Disposals	0	0	0	0	
<b>NET PROFIT OR LOSS</b>	<b>7,003,990</b>	<b>14,392,656</b>	<b>7,443,324</b>	<b>(7,388,666)</b>	<b>(51%)</b>

# TOWN OF COTTESLOE

## STATEMENT OF FINANCIAL POSITION

FOR THE PERIOD 1 JULY 2014 TO 30 SEPTEMBER 2014

		2014-2015 YTD Actual	2013-2014 YTD Actual	2013-2014 Actual
<b>CURRENT ASSETS</b>				
Receivables				
	Rates	3,887,216	3,466,089	65,905
	Sundry Debtors	65,590	196,928	166,690
	Accrued Income	76,128	77,350	7,057
	Self Supporting Loans	35,237	45,755	35,237
	Other	(50)	0	(8)
Prepayments	Prepaid Expenses	0	0	31,214
Inventories				
	Inventories	41,624	98,745	41,624
Cash Assets				
	Municipal Account	561,976	97,363	115,740
	Till Floats	700	700	700
	Investment Account	27,376	888,341	355,468
	Term Investments	4,900,474	4,381,505	1,245,168
	Restricted - Reserves	1,192,479	1,325,773	1,182,945
	Restricted - Trust	651,784	599,395	651,814
		<hr/>	<hr/>	<hr/>
<b>TOTAL CURRENT ASSETS</b>		<b>11,440,534</b>	<b>11,177,944</b>	<b>3,899,554</b>
<b>CURRENT LIABILITIES</b>				
Payables		1,101,399	969,645	117,053
Payable Trust		717,265	644,402	672,250
Accrued Expenses		781,771	631,620	699,165
Interest Bearing Liabilities		283,042	280,058	365,759
Provisions		682,725	588,011	683,621
		<hr/>	<hr/>	<hr/>
<b>TOTAL CURRENT LIABILITIES</b>		<b>3,566,202</b>	<b>3,113,736</b>	<b>2,537,848</b>
<b>NON CURRENT ASSETS</b>				
Receivables				
	Deferred Rates & ESL	194,999	177,114	194,999
	Self Supporting Loans	256,620	291,857	256,620
Property Plant and Equipment				
	Furniture and Equipment	523,332	419,277	521,648
	Land and Buildings	14,544,766	12,089,083	14,430,786
	Plant and Equipment	823,617	831,905	672,185
	Equity Investments	1,055,826	1,055,450	1,055,826
Infrastructure				
	Roads	6,643,445	6,831,023	6,550,270
	Car Parks	798,737	528,231	759,019
	Footpaths	2,182,067	1,996,845	2,125,678
	Drainage	3,565,336	3,447,027	3,541,032
	Parks and Reserves	164,111	167,854	160,334
	Miscellaneous	824,140	750,949	820,600
	Street Furniture	319,535	310,556	319,535
	Right of Ways	263,748	198,170	263,748
	Irrigation	286,479	285,949	283,114
		<hr/>	<hr/>	<hr/>
<b>TOTAL NON CURRENT ASSETS</b>		<b>32,446,758</b>	<b>29,381,290</b>	<b>31,955,394</b>
<b>NON CURRENT LIABILITIES</b>				
Interest Bearing Liabilities		5,147,371	5,513,130	5,147,371
Provisions		70,161	64,648	70,161
		<hr/>	<hr/>	<hr/>
<b>TOTAL NON CURRENT LIABILITIES</b>		<b>5,217,532</b>	<b>5,577,778</b>	<b>5,217,532</b>
<b>NET ASSETS</b>		<b><u>35,103,558</u></b>	<b><u>31,867,720</u></b>	<b><u>28,099,568</u></b>

# TOWN OF COTTESLOE

## STATEMENT OF FINANCIAL POSITION

FOR THE PERIOD 1 JULY 2014 TO 30 SEPTEMBER 2014

	2014-2015 YTD Actual	2013-2014 YTD Actual	2013-2014 Actual
<b>EQUITY</b>			
Reserves - Cash Backed	1,192,479	1,305,994	1,182,945
Reserves - Asset Revaluation	136,028	239,554	136,028
Retained Surplus	33,775,051	30,322,172	26,780,595
<b>TOTAL EQUITY</b>	<b><u>35,103,558</u></b>	<b><u>31,867,720</u></b>	<b><u>28,099,568</u></b>
<b>RESERVES - CASH BACKED</b>			
Opening Balance	1,182,945	938,931	1,370,269
Transfer to Reserves	9,534	972,974	73,315
Transfer from Reserves	0	(586,132)	(260,639)
<b>TOTAL RESERVES - CASH BACKED</b>	<b><u>1,192,479</u></b>	<b><u>1,325,773</u></b>	<b><u>1,182,945</u></b>
<b>RESERVES - ASSET REVALUATION</b>			
Opening Balance	136,028	239,554	136,028
<b>TOTAL RESERVES - ASSET REVALUATION</b>	<b><u>136,028</u></b>	<b><u>239,554</u></b>	<b><u>136,028</u></b>
<b>RETAINED SURPLUS</b>			
Opening Balance	26,780,595	23,475,361	25,880,263
Change in Net Assets from Operations	7,003,990	7,213,874	713,008
Transfer from Reserve	0	586,132	260,639
Transfer to Reserve	(9,534)	(972,974)	(73,315)
<b>TOTAL RETAINED SURPLUS</b>	<b><u>33,775,051</u></b>	<b><u>30,302,393</u></b>	<b><u>26,780,595</u></b>
<b>TOTAL EQUITY</b>	<b><u>35,103,558</u></b>	<b><u>31,867,720</u></b>	<b><u>28,099,568</u></b>

**TOWN OF COTTESLOE**

**SURPLUS/(DEFICIT) ANALYSIS**

**FOR THE PERIOD 1 JULY 2014 TO 30 SEPTEMBER 2014**

	YTD Actual \$	2014 \$
<b>Surplus/(Deficit)</b>	7,591,229	1,170,854
<b><u>Comprises:</u></b>		
Cash - Unrestricted	5,425,045	1,685,269
Cash - Restricted	1,844,263	1,182,945
Rates - Current	3,887,216	65,905
Sundry Debtors	65,540	166,690
Accrued Income	76,128	7,057
Prepayments	0	20,535
Other Tax Debtors	0	(8)
Inventories		
- History Books	41,624	41,624
<b>Less:</b>		
Reserves - Restricted Cash	(1,844,263)	(1,182,945)
Sundry Creditors	(1,101,399)	(117,053)
Accrued Expenses	(781,771)	(699,165)
Current Employee Benefits Provision	(682,725)	(683,621)
Other	(21,154)	0
Add back: Component of Leave Liability not required to be funded	682,725	683,621
<b>Surplus/(Deficit)</b>	7,591,229	1,170,854



TOWN OF COTTESLOE

STATEMENT OF FINANCIAL ACTIVITY - VARIANCE ANALYSIS  
FOR THE PERIOD ENDED 1 JULY 2014 TO 30 SEPTEMBER 2014

Note 2. VARIANCES (Report on material variances from the Statement of Financial Activity).  
(Material variances are deemed to be greater than 15% or \$25,000)

OPERATING REVENUE

<u>Program/Nature &amp; Type</u>	<u>YTD Actual</u> \$	<u>YTD Budget</u> \$	<u>Variance</u> \$	<u>Variance</u> %	<u>Impact of Variation</u>	<u>Main Factors</u> \$	<u>Manager</u>	<u>Officer</u>	<u>Main Factors Influencing Variance</u>
Governance	4,902	19,052	(14,150)	(74%)	Timing	(15,599)	FM	FM	Timing of reimbursements
Law, Order & Public Safety	3,027	1,725	1,302	75%	Timing	828	FM	FM	Timing of registration fees
Education & Welfare	5,583	8,260	(2,677)	(32%)	Timing	(5,472)	FM	FM	Timing of lease fees
Recreation & Culture	76,033	106,862	(30,829)	(29%)	Timing	(21,837)	FM	FM	Timing of lease fees
Transport	114,936	144,061	(29,125)	(20%)	Possible reduced revenue	(34,622)	MCCS	SR	Reduced revenue from parking
Other Property & Services	-	7,900,150	(7,900,150)	(100%)	Timing	(7,900,000)	FM	FM	Delays in disposing of property

TOWN OF COTTESLOE

STATEMENT OF FINANCIAL ACTIVITY - VARIANCE ANALYSIS  
FOR THE PERIOD ENDED 1 JULY 2014 TO 30 SEPTEMBER 2014

Note 2. VARIANCES (Report on material variances from the Statement of Financial Activity)

OPERATING EXPENDITURE

<u>Program/Nature &amp; Type</u>	<u>YTD Actual</u> \$	<u>YTD Budget</u> \$	<u>Variance</u> \$	<u>Variance</u> %	<u>Impact of Variation</u>	<u>Main Factors</u> \$	<u>Manager</u>	<u>Officer</u>	<u>Main Factors Influencing Variance</u>
General Purpose Funding	(57,983)	(70,001)	12,018	17%	Timing	71,181	FM	FM	Timing of overhead allocations
Governance	(93,772)	(189,330)	95,558	50%	Timing	23,197	FM	FM	Timing of elected member expenses
					Timing	27,246	FM	FM	Timing of Donations
Law Order & Public Safety	(54,692)	(72,178)	(17,486)	24%	Timing	(17,486)	FM	FM	Timing of expenses
Health	(46,704)	(60,989)	14,285	23%	Timing	14,285	FM	FM	Timing of expenses
Community Amenities	(715,203)	(837,162)	121,959	15%	Timing	88,862	FM	FM	Timing of waste contractors
Transport	(472,638)	(764,202)	291,564	38%	Timing - Non Cash	287,536	FM	FM	Timing of depreciation expenses
Economic Services	(52,905)	(155,698)	102,793	66%	Timing	95,442	FM	FM	Timing of expenses
Other Property & Services	6,264	(13,277)	19,541	147%	Timing	19,541	FM	FM	Timing of allocations

**TOWN OF COTTESLOE**

**STATEMENT OF FINANCIAL ACTIVITY - VARIANCE ANALYSIS  
FOR THE PERIOD ENDED 1 JULY 2014 TO 30 SEPTEMBER 2014**

Note 2. VARIANCES (Report on material variances from the Statement of Financial Activity).

**NON CASH TRANSACTIONS**

<u>Program/Nature &amp; Type</u>	<u>YTD Actual</u> \$	<u>YTD Budget</u> \$	<u>Variance</u> \$	<u>Variance</u> %	<u>Impact of Variation</u>	<u>Main Factors</u> \$	<u>Manager</u>	<u>Officer</u>	<u>Main Factors Influencing Variance</u>
(Profit)/Loss on Asset Disposal	-	(7,900,000)	7,900,000	(100%)	Timing	(7,900,000)	FM	FM	Delays in disposing of property
Depreciation	-	(511,634)	511,634	(100%)	Timing	(170,678)	FM	FM	Depreciation not posted

**CAPITAL EXPENDITURE AND INCOME**

	<u>YTD Actual</u> \$	<u>YTD Budget</u> \$	<u>Variance</u> \$	<u>Variance</u> %	<u>Impact of Variation</u>	<u>Main Factors</u> \$	<u>Manager</u>	<u>Officer</u>	<u>Main Factors Influencing Variance</u>
- Furniture & Equipment	(1,684)	(9,163)	7,479	82%	Timing	7,479	FM	FM	Timing of expenditure
- Land & Buildings	(113,980)	(70,126)	(43,854)	(63%)	Additional expenditure part funded by third party	(54,495)	MCCS	FM	Remedial works to Sea View Golf Club Building
- Plant & Equipment	(188,344)	(81,800)	(106,544)	(130%)	Timing	(106,544)	FM	FM	Timing of expenditure
- Infrastructure Roads	(93,175)	-	(93,175)		Timing	(93,175)	FM	FM	Timing of expenditure
- Infrastructure Car Parks	(39,718)	-	(39,718)		Extra expenditure to be funded by third party	(39,718)	FM	FM	Car park construction works at Sea View Golf Club
- Infrastructure Footpaths	(56,389)	-	(56,389)		Timing	(56,389)	FM	FM	Timing of expenditure
- Infrastructure Drainage	(24,304)	(5,035)	(19,269)	(383%)	Additional expenditure	(19,269)	FM	FM	Additional expenditure

TOWN OF COTTESLOE

STATEMENT OF FINANCIAL ACTIVITY - VARIANCE ANALYSIS  
FOR THE PERIOD ENDED 1 JULY 2014 TO 30 SEPTEMBER 2014

Note 2. VARIANCES (Report on material variances from the Statement of Financial Activity)

CAPITAL EXPENDITURE AND INCOME (Continued)

	<u>YTD Actual</u>	<u>YTD Budget</u>	<u>Variance</u>	<u>Variance</u>	<u>Impact of Variation</u>	<u>Main Factors</u>	<u>Manager</u>	<u>Officer</u>	<u>Main Factors Influencing Variance</u>
	\$	\$	\$	%		\$			
- Infrastructure Parks & Reserves	(3,777)	(11,591)	7,814	67%	Timing	7,814	FM	FM	Timing of expenditure
- Infrastructure Street Furniture	-	(114,990)	114,990	100%	Timing	114,990	FM	FM	Timing of expenditure
- Infrastructure Irrigation	(3,365)	(8,932)	5,567	62%	Timing	5,567	FM	FM	Timing of expenditure
- Proceeds from Disposal of Assets	36,912	0	36,912		Timing	36,912	FM	FM	Timing of disposals
<b><u>RESERVE TRANSFERS</u></b>									
- Transfer to Reserves	(9,534)	(12,660)	3,126	25%	Reduced transfer to reserves	3,126	FM	FM	Reduction in transfer to reserves due to the delays in sale of property

TOWN OF COTTESLOE

LIST OF ACCOUNTS PAID DURING SEPTEMBER 2014 AND PRESENTED TO A MEETING OF THE WORKS & CORPORATE SERVICES COMMITTEE HELD ON 21 OCTOBER 2014

CERTIFICATE OF CHIEF EXECUTIVE OFFICER



<u>Date</u>	<u>Payment Reference</u>	<u>Payee</u>	<u>Description</u>	<u>Amount</u>
3/09/2014	00024979	Colonial First State Rollover	Superannuation	\$ 218.62
3/09/2014	00024980	HESTA Super Fund	Superannuation	\$ 6.95
3/09/2014	00024981	ING DIRECT Superannuation Fund	Superannuation	\$ 69.92
3/09/2014	00024982	WA Super	Superannuation	\$ 16,160.02
3/09/2014	00024983	Bright Blue Holdings Pty Ltd	Refund of Overpayment	\$ 642.50
3/09/2014	00024984	J Gordon	Key deposit and bond refund	\$ 140.00
3/09/2014	00024985	K A Morrison	Refund	\$ 160.00
4/09/2014	00024986	Australian Institute of Building Surveyors	Conference registration	\$ 540.00
4/09/2014	00024987	BCITF	BCITF July 2014	\$ 18,830.13
4/09/2014	00024988	Building Commission	BSL July 2014	\$ 4,215.07
4/09/2014	00024989	Cottesloe Flowers	Flower Arrangement	\$ 97.00
4/09/2014	00024990	DACAPS	Repairs to oven at Shine Community Care	\$ 132.00
4/09/2014	00024991	Jason Sign Makers	Two walk path signs and frames	\$ 1,738.00
4/09/2014	00024992	Landgate	Land enquiry - Jul 14	\$ 48.00
4/09/2014	00024993	Landgate - VGO	Fortnightly valuations	\$ 370.91
4/09/2014	00024994	Telstra Corporation Limited	Service and equipment rental	\$ 1,362.70
17/09/2014	00024995	G M Harkness	Overpayment Refund	\$ 999.71
17/09/2014	00024996	Space Real Estate	Overpayment Refund	\$ 1,214.75
17/09/2014	00024997	S Goldrick	Bond refund - film shoot	\$ 200.00
17/09/2014	00024998	A C A Field	Key deposit and bond refund	\$ 140.00
17/09/2014	00024999	Silk Constructions	Bond refund	\$ 1,000.00
17/09/2014	00025000	N Huynh & D Lan Nguyen	Overpayment Refund	\$ 3,350.00
17/09/2014	00025001	Cottesloe Flowers	Flowers	\$ 90.00
17/09/2014	00025002	Fines Enforcement Registry	Fees to process unpaid infringements	\$ 2,423.20
17/09/2014	00025003	Synergy	Supply charge to various locations 4 Jul - 2 Sep 14	\$ 13,024.55
17/09/2014	00025004	Telstra Corporation Limited	Mobile communication charges from 28 Aug - 27 Sep 14	\$ 1,274.38

<u>Date</u>	<u>Payment Reference</u>	<u>Payee</u>	<u>Description</u>	<u>Amount</u>
17/09/2014	00025005	Water Corporation	Water charges from 1 Sep - 31 Oct 14	\$ 259.99
17/09/2014	00025006	Zurich Australian Insurance Limited	Insurance excess	\$ 300.00
18/09/2014	00025007	Colonial First State Rollover	Superannuation	\$ 218.62
18/09/2014	00025008	ING DIRECT Superannuation Fund	Superannuation	\$ 63.37
18/09/2014	00025009	WA Super	Superannuation	\$ 16,675.90
19/09/2014	00025010	Water Corporation	Water charges from 1 Sep - 31 Oct 14	\$ 2,227.53
19/09/2014	00025011	Concept Carpentry WA Pty Ltd	Bond refund	\$ 1,000.00
19/09/2014	00025012	3B Build Pty Ltd	Bond refund	\$ 1,000.00
19/09/2014	00025013	Apg Homes Pty Ltd	Bond refund	\$ 1,000.00
19/09/2014	00025014	Million Dollar Makeovers	Bond refund	\$ 1,000.00
19/09/2014	00025015	Colgan Industries Pty Ltd	Bond refund	\$ 631.32
19/09/2014	00025016	Western Projects Pty Ltd	Bond refund	\$ 631.32
19/09/2014	00025017	Briohny McManus	Bond refund	\$ 1,500.00
22/09/2014	00025018	City of Subiaco	WESROC expense	\$ 642.80
22/09/2014	00025019	Landgate	Non-Commercial Rectified Aerial Imagery	\$ 510.40
22/09/2014	00025020	Synergy	Supply charge 16 Jul - 15 Sep 14	\$ 722.80
22/09/2014	00025021	Water Corporation	Water charges from 1 Sep - 31 Oct 14	\$ 832.65
25/09/2014	00025022	BCITF	BCITF August 2014	\$ 934.77
25/09/2014	00025023	Shire of Kalamunda	Contribution	\$ 2,306.59
25/09/2014	00025024	Smart Parking Ltd	Data and maintenance from Jul - Sep 14	\$ 8,039.60
25/09/2014	00025025	Synergy	Supply charge 16 Jul - 15 Sep 14	\$ 110.75
25/09/2014	00025026	Town of Cottesloe	Retirement gift as per policy	\$ 520.00
25/09/2014	00025027	Water Corporation	Water charges from 1 Sep - 31 Oct 14	\$ 3,124.83
30/09/2014	00025028	Colonial First State Rollover	Superannuation	\$ 218.62
30/09/2014	00025029	ING DIRECT Superannuation Fund	Superannuation	\$ 69.37
30/09/2014	00025030	WA Super	Superannuation	\$ 20,078.97
30/09/2014	00025031	Jennifer Fuller	Refund	\$ 120.00
30/09/2014	00025032	G H Chatfield	Key deposit and bond refund	\$ 140.00
30/09/2014	00025033	S M Gill & D A Humphrys	Overpayment Refund	\$ 318.60
30/09/2014	00025034	I R Jenkins	Overpayment Refund	\$ 2,026.79
30/09/2014	00025035	Davrob Construction & Project	Bond refund	\$ 1,000.00
30/09/2014	00025036	E Kurtze	Bond refund	\$ 200.00
30/09/2014	00025037	S Blackah	Key deposit and bond refund	\$ 140.00
30/09/2014	00025038	A D Barr	Key deposit refund	\$ 40.00
3/09/2014	794.98000	Australian Taxation Office	August 2014 BAS	\$ 250.61
4/09/2014	795.1020	By Word of Mouth Pty Ltd	Catering for various meetings	\$ 3,195.50
4/09/2014	795.103	Benara Nurseries	4 x 90lt Agonis flexusa	\$ 704.00
4/09/2014	795.1042	Recall Information Management Pty Ltd	Secure bin shredding service - 26 Jul - 22 Aug 14	\$ 77.48
4/09/2014	795.1066	Subaru Osborne Park	New passenger vehicle	\$ 39,576.00
4/09/2014	795.1093	DORMA Australia Pty Ltd	Repair exit button to main entry doors	\$ 324.50
4/09/2014	795.1099	O'Connor Lawnmower & Chainsaw Centre	Service/repair plant equipment and hardware supplies	\$ 490.80
4/09/2014	795.111	Murphy's Electrical Company	Electrical work	\$ 283.80

<u>Date</u>	<u>Payment Reference</u>	<u>Payee</u>	<u>Description</u>	<u>Amount</u>
4/09/2014	795.117	Department of the Premier & Cabinet	Government Gazette - Local Planning Scheme 3	\$ 5,085.60
4/09/2014	795.132	Landfill Gas & Power Pty Ltd	Black power supply - Jul 14	\$ 3,530.15
4/09/2014	795.1361	Department of Transport	Search for vehicle ownership - Jul 14	\$ 140.30
4/09/2014	795.1377	Harvey Norman AV/IT Superstore O'Connor	Replacement vacuum cleaner - depot	\$ 249.00
4/09/2014	795.146	Bring Couriers	Courier service	\$ 38.38
4/09/2014	795.1464	D U Electrical Pty Ltd	Upgrade switchboard equipment Curtin/Pearse irrigation core site	\$ 3,685.00
4/09/2014	795.1473	Eco Resources Pty Ltd	Receive waste/rubble from depot	\$ 1,650.00
4/09/2014	795.1479	Environmental Wastewater C S Pty Ltd	Street sweeping - Jul 14	\$ 6,628.05
4/09/2014	795.15	Poolgrave Engravers	Plaque for memorial seat	\$ 225.50
4/09/2014	795.1555	Cottesloe RSL Sub Branch	2014/2015 Council donation towards ANZAC Centenary Commemoration Book - Great War	\$ 5,000.00
4/09/2014	795.1582	Snap Claremont	1914-15	\$ 52.00
4/09/2014	795.159	John Parker Vactor Jet Rodding	Plan printing	\$ 2,288.00
4/09/2014	795.16	Presswise Publications	Drain cleaning various sites	\$ 1,155.00
4/09/2014	795.1614	Challenger Institute of Technology	Civic Centre News - Post Newspaper 16 Aug 14	\$ 765.35
4/09/2014	795.1626	Young's Plumbing Service Pty Ltd	Certificate III Horticulture Semester 2 2014	\$ 580.80
4/09/2014	795.1680	Department of Fire & Fire Emergency	Repair burst pipe - Napier St	\$ 1,686.54
4/09/2014	795.1693	Surekaen Products Pty Ltd	2014/2015 Annual Monitoring Service - Civic Centre	\$ 495.00
4/09/2014	795.17	Post Newspaper Pty Ltd	2x20lit drums of Exit Tag graffiti remover	\$ 1,430.00
4/09/2014	795.1723	Perthwaste Green Recycling	Cott page publication - Jul 14	\$ 42,796.91
4/09/2014	795.1758	Crest Labour Pty Ltd	Domestic and commercial waste collection - Aug 14	\$ 4,547.00
4/09/2014	795.1801	Atom Supply	Temporary depot staff w/e 10, 17 and 24 Aug 14	\$ 203.85
4/09/2014	795.1813	WA Institute of Public Administration	Flat water hose and assorted fitting for waste water trash pump	\$ 75.00
4/09/2014	795.1817	Garage Sale Trail Foundation Ltd	Course fees	\$ 1,375.00
4/09/2014	795.188	Bob Jane T-Mart	2014 Garage Sale Trail Partnership Fee	\$ 85.00
4/09/2014	795.194	Magnapower	Disposal of old wheels and tyres	\$ 326.15
4/09/2014	795.20	Hillmack Sales (Australia) Pty Ltd	Hardware supplies	\$ 572.00
4/09/2014	795.25	P & A Hughes & Sons	Cockburn crème for memorial pad	\$ 1,864.50
4/09/2014	795.29	Fuji Xerox Australia Pty Ltd	Waste/rubble removal 14 Aug 14	\$ 618.04
4/09/2014	795.33	Cottesloe Medical Centre	Printing consumption	\$ 148.50
4/09/2014	795.35	Cottesloe IGA	Pre-employment medical	\$ 128.68
4/09/2014	795.37	Staples Australia Pty Ltd	Supplies for various meetings	\$ 181.42
4/09/2014	795.38	Veolia Environmental Services	Stationery order	\$ 1,955.05
4/09/2014	795.46	Professional Tree Surgeons	Replacement hook bin - depot	\$ 2,332.00
4/09/2014	795.514	Shine Community Services	Tree pruning services	\$ 30,232.40
4/09/2014	795.523	Local Government Managers Australia	Council contribution from 1 Jul - 31 Dec 14	\$ 980.00
4/09/2014	795.543	Australia Day Council of WA	LGMA Community Development Conference 2014 Registration	\$ 300.00
4/09/2014	795.608	Stewie Valentine Painting Service	2014-2015 membership fee	\$ 5,423.00
4/09/2014	795.62	Bunnings Group Ltd	Prepare/repaint verandah - Shine/TAPPS	\$ 1,025.19
4/09/2014	795.642	David Gray & Co Pty Ltd	Hardware supplies	\$ 140.80
4/09/2014	795.645	Cobblestone Concrete	2lt of Winter grass herbicide	\$ 24,382.89
4/09/2014	795.653	Local Government Supervisors Assoc.	Install concrete pad at Golf course and install footpaths at various locations	\$ 38.50
			Annual membership 2014-2015	\$

<u>Date</u>	<u>Payment Reference</u>	<u>Payee</u>	<u>Description</u>	<u>Amount</u>
4/09/2014	795.70	Digital Mapping Solutions	QGIS Kickstart & Discovery Training	\$ 1,210.00
4/09/2014	795.75	Safety Zone Australia Pty Ltd	Safety wear	\$ 319.00
4/09/2014	795.77	Galvins Plumbing Supplies	Inlet valve repair kit	\$ 5.01
4/09/2014	795.79	Perth Irrigation Centre	Irrigation hardware supplies	\$ 422.12
4/09/2014	795.806	Colquhoun's Specialists	250 Laminated sand bag misprint	\$ 52.25
4/09/2014	795.83	Flexi Staff Pty Ltd	Temporary depot staff w/e 16 and 23 Aug 14	\$ 3,219.52
4/09/2014	795.84	West Australian Local Government Association	2014 WALG convention registrations	\$ 1,353.00
4/09/2014	795.85	Western Metropolitan Regional Council	Transfer station waste disposal	\$ 26,087.59
4/09/2014	795.89	Major Motors Pty Ltd	Service trucks	\$ 366.30
4/09/2014	795.94	Insight CCS Pty Ltd	After hours answering service - Jul 14	\$ 248.51
4/09/2014	795.998	Road Signs Australia Pty Ltd	Various street signs	\$ 233.20
4/09/2014	796.1098	National Australia Bank Business Visa	Monthly credit card fee	\$ 9.00
10/09/2014	797.1721	Business Fuel Cards Pty Ltd	Fuel for fleet vehicles - Aug 14	\$ 7,815.61
10/09/2014	798.51	Westnet Pty Ltd	Internet access 1 Sep - 1 Oct 14	\$ 141.93
17/09/2014	799.1774	Express Salary Packaging Pty Ltd	Payroll Deduction	\$ 1,732.70
17/09/2014	799.3	Department of Human Services	Payroll Deduction	\$ 307.40
17/09/2014	799.5	LGRCEU	Payroll Deduction	\$ 310.40
18/09/2014	800.101	Airflow Maintenance Company	Maintenance on administration air conditioner	\$ 748.00
18/09/2014	800.1020	By Word of Mouth Pty Ltd	Catering services	\$ 110.00
18/09/2014	800.103	Benara Nurseries	45 Plants	\$ 430.71
18/09/2014	800.1049	Fulton Hogan Industries Pty Ltd	48x22kg bags of EZStreet	\$ 2,138.40
18/09/2014	800.1087	Robert Quodling	Proposed pedestrian crossing survey - Eric St	\$ 1,430.00
18/09/2014	800.1131	Globe Australia Pty Ltd	Supply/spread fertiliser Cott Oval/Harvey Field	\$ 1,952.50
18/09/2014	800.1135	Lamp Replacements Australia Pty Ltd	40 14W fluro globes for Council offices	\$ 217.80
18/09/2014	800.122	Jackson McDonald Lawyers	SAT demolition application	\$ 8,817.18
18/09/2014	800.1237	Dale's Dairy Dash	Milk supplies from 16 Jun - 25 Aug 14	\$ 427.05
18/09/2014	800.124	W/A Bluemetal/WA Premix	Truck load of blue metal road base	\$ 439.18
18/09/2014	800.1245	Nu-Trac Rural Contracting	Beach cleaning - Aug 14	\$ 3,460.00
18/09/2014	800.126	Holcim (Australia) Pty Ltd	Soakwells and soakwell cover	\$ 842.60
18/09/2014	800.1404	Proficiency Group Pty Ltd	Kofa, Sigma Data & on-site support 1 Oct 14 - 30 Sep 15	\$ 2,695.00
18/09/2014	800.141	BOC Limited	Replacement oxy bottle	\$ 115.09
18/09/2014	800.1424	Sadleirs Packaging	3 rolls of Street sweeper bags	\$ 419.10
18/09/2014	800.1473	Eco Resources Pty Ltd	Receive waste/rubble from depot	\$ 4,950.00
18/09/2014	800.1493	Need A Bin	Monthly site fee for E-waste bin	\$ 66.00
18/09/2014	800.15	Poolegrave Engravers	Supply/deliver plaque for memorial seat	\$ 115.50
18/09/2014	800.1503	Diamond Hire	Plant hire	\$ 82.50
18/09/2014	800.1576	Edinger Real Estate	Monthly lease fee for Stack St depot - Oct 14	\$ 15,006.84
18/09/2014	800.1589	iCLOUD Services	eCAPS2007 support - 1 Jul 14 - 30 Jun 15	\$ 2,948.00
18/09/2014	800.159	John Parker Vactor Jet Rodding	Drain cleaning various sites	\$ 2,288.00
18/09/2014	800.1601	Mobile Connection	Mobile device	\$ 528.00
18/09/2014	800.1615	Armando Sports	Playground equipment	\$ 39.90
18/09/2014	800.1626	Young's Plumbing Service Pty Ltd	Service/replace bar taps to the RSL hot water unit	\$ 233.20



<u>Date</u>	<u>Payment Reference</u>	<u>Payee</u>	<u>Description</u>	<u>Amount</u>
18/09/2014	800.1630	P Miller	Reimbursement - masonry buckets	\$ 56.85
18/09/2014	800.1645	Swissclinical Australia Pty Ltd	Drycleaning	\$ 105.00
18/09/2014	800.1672	Environmental Health Australia (WA)	Conference registration	\$ 750.00
18/09/2014	800.1683	Beacon Equipment	Various plant equipment less trade-ins	\$ 9,640.80
18/09/2014	800.1708	Government of WA - Equal Opportunity	Course fees	\$ 244.00
18/09/2014	800.1758	Crest Labour Pty Ltd	Temporary depot staff w/e 31 Aug 14	\$ 705.93
18/09/2014	800.1782	AECOM Australia Pty Ltd	Depot site environmental auditing	\$ 11,000.00
18/09/2014	800.1794	Express Salary Packaging Pty Ltd	GST on lease vehicle	\$ 108.16
18/09/2014	800.1818	Australian Utility Wholesale - Force	2x203MVL LED beacon amber	\$ 220.00
18/09/2014	800.1819	Upside Australia Ltd	Council contribution to Park Run	\$ 2,200.00
18/09/2014	800.1820	Glowstix Australia Pty Ltd	Supplies for Carols By Candlelight 2014	\$ 3,619.88
18/09/2014	800.1821	Arborwest Tree Farm	Tree supply	\$ 176.00
18/09/2014	800.194	Magnapower	Hardware supplies	\$ 324.39
18/09/2014	800.195	NCH Australia Pty Ltd	Box of grease tubes	\$ 446.96
18/09/2014	800.20	Hillmack Sales (Australia) Pty Ltd	Concrete for drain - Curtin Ave	\$ 345.00
18/09/2014	800.205	Cottesloe News Delivery	Daily newspapers delivered 3- 30 Aug 14	\$ 58.55
18/09/2014	800.25	P & A Hughes & Sons	Removal waste/rubble 15 Aug 14	\$ 1,485.00
18/09/2014	800.37	Staples Australia Pty Ltd	Stationery order	\$ 291.39
18/09/2014	800.38	Veolia Environmental Services	Exchange depot hook bin	\$ 1,025.39
18/09/2014	800.47	Collisters Electrical	Electrical work - RSL and Memorial Hall	\$ 336.60
18/09/2014	800.544	B M Pember	Consulting services for Authority	\$ 1,573.00
18/09/2014	800.545	Department of Fire & Emergency Services	2014/2015 ESL quarter 1	\$ 399,980.69
18/09/2014	800.55	Shire of Peppermint Grove	Contribution towards Library projects	\$ 3,966.38
18/09/2014	800.563	Kelyn Training Services	Training course	\$ 697.00
18/09/2014	800.574	Burgess Rawson (WA) Pty Ltd	Lease W3160/L4014-1 Management Fee 1 Oct - 31 Dec 14	\$ 46.20
18/09/2014	800.580	St John Ambulance Australia (WA) Inc	Basic emergency life support training	\$ 165.00
18/09/2014	800.581	ID Consulting Pty Ltd	Profile id & atlas id annual subscriptions and Forecast id annual subscription Sep 14 - Sep 15	\$ 26,180.00
18/09/2014	800.602	WA Treasury Corporation	Loan Repayment Loan 107	\$ 224,801.73
18/09/2014	800.62	Bunnings Group Ltd	Hardware supplies	\$ 173.22
18/09/2014	800.645	Cobblestone Concrete	Installation of footpath Lyon St	\$ 28,859.05
18/09/2014	800.75	Safety Zone Australia Pty Ltd	Safety wear	\$ 352.00
18/09/2014	800.83	Flexi Staff Pty Ltd	Temporary depot staff w/e 30 Aug and 6 Sep 14	\$ 3,158.72
18/09/2014	800.85	Western Metropolitan Regional Council	Transfer station waste disposal	\$ 22,307.54
18/09/2014	800.87	Repco	Pliers-snap ring and plant repairs	\$ 105.01
18/09/2014	800.88	Ocean IT Pty Ltd	IT Preparedness Action Plan, SLA-ADSL2+ 2013-15 and onsite managed IT	\$ 22,019.56
18/09/2014	800.89	Major Motors Pty Ltd	Service 3T truck	\$ 463.65
18/09/2014	800.891	Austral Mercantile Collections Pty	Debt recovery for rates - Aug 14	\$ 264.00
18/09/2014	800.91	Claremont Asphalt	Completion hardstand at Sea View Golf Course, installation of soakwells and asphalt works	\$ 22,165.00
18/09/2014	800.955	Minuteman Press	Scan and CD burn Council Minutes - May and June 14	\$ 265.10
18/09/2014	800.998	Road Signs Australia Pty Ltd	25 PVC white guide posts	\$ 385.00
25/09/2014	801.105	Active Transport & Tilt Tray Service	Towed abandoned vehicle	\$ 242.00
25/09/2014	801.111	Murphy's Electrical Company	Repair wiring top of floodlight main beach	\$ 2,036.10

<u>Date</u>	<u>Payment Reference</u>	<u>Payee</u>	<u>Description</u>	<u>Amount</u>
25/09/2014	801.1121	Fast Finishing Services	Committee & Council - Agendas & minutes	\$ 126.50
25/09/2014	801.122	Jackson McDonald Lawyers	Legal advice	\$ 999.92
25/09/2014	801.1229	The Planning Group WA Pty Ltd	Planning advice	\$ 649.00
25/09/2014	801.1231	Guardian Tactile Systems	Installed tactile indicators - Forrest St	\$ 2,496.46
25/09/2014	801.128	Total Packaging (WA) Pty Ltd	Waste disposal bags	\$ 858.00
25/09/2014	801.1280	ICEA Ltd	Council donation 2014/2015	\$ 1,100.00
25/09/2014	801.1334	Down Under Stump Grinding Pty Ltd	Grind stumps various sites	\$ 352.00
25/09/2014	801.1377	Harvey Norman AV/IT Superstore O'Connor	Camera plus accessories	\$ 196.00
25/09/2014	801.1507	Forpark Australia	Supply/install parallel bars	\$ 1,047.20
25/09/2014	801.153	LGIS Insurance Broking	Statutory & Business Practices Liability	\$ 2,695.00
25/09/2014	801.1558	Quality Press	3600 colour brochures - greenwaste collection	\$ 778.80
25/09/2014	801.159	John Parker Vactor Jet Rodding	Drain cleaning various sites	\$ 2,288.00
25/09/2014	801.1601	Mobile Connection	Minor equipment	\$ 580.80
25/09/2014	801.1645	Swissclinical Australia Pty Ltd	Drycleaning	\$ 70.00
25/09/2014	801.1663	General Lighting Services WA	Test/repair emergency and exit lights at Civic Centre	\$ 1,649.80
25/09/2014	801.17	Post Newspaper Pty Ltd	Cottesloe page publication 16 August 14	\$ 1,430.00
25/09/2014	801.1723	Perthwaste Green Recycling	Domestic and commercial waste collection - Aug 14	\$ 42,672.11
25/09/2014	801.1762	Cranetruck Services WA Pty Ltd	Remove remaining concrete panels from old depot	\$ 341.00
25/09/2014	801.1794	Express Salary Packaging Pty Ltd	GST fee on lease vehicle	\$ 54.08
25/09/2014	801.1824	Hartland Investments Pty Ltd	Reinforced concrete repairs	\$ 57,564.42
25/09/2014	801.1826	N D Reeves	Reimbursement	\$ 44.50
25/09/2014	801.19	McLeods Barristers & Solicitors	Legal advice	\$ 3,225.20
25/09/2014	801.222	W A Richards	Reimbursement of internet Jan - Jun 14	\$ 300.00
25/09/2014	801.24	Iron Mountain Australia Pty Ltd	Storage of records - August 2014	\$ 143.03
25/09/2014	801.25	P & A Hughes & Sons	Removal of waste/rubble from depot 25 & 26 Aug 14	\$ 1,782.00
25/09/2014	801.29	Fuji Xerox Australia Pty Ltd	Photocopier consumption - Jun 14	\$ 502.58
25/09/2014	801.36	Grants of Cottesloe	Catering supplies	\$ 1,158.84
25/09/2014	801.37	Staples Australia Pty Ltd	Stationery supplies	\$ 85.02
25/09/2014	801.38	Veolia Environmental Services	Replacement hook bin old depot	\$ 926.73
25/09/2014	801.49	Charles Service Company	Cleaning services - Aug 14	\$ 4,654.30
25/09/2014	801.510	Complete Pest Management Services	Ant treatment verge tree - Forrest St	\$ 195.00
25/09/2014	801.544	B M Pember	Consulting services for Authority	\$ 1,501.50
25/09/2014	801.551	Australasian Performing Right Association	Civic Centre licence fees 1 Oct 14 - 30 Sep 15	\$ 70.69
25/09/2014	801.574	Burgess Rawson (WA) Pty Ltd	Rent Oct - Dec 14 & management fee 1 Oct 14 - 30 Sep 15	\$ 5,401.00
25/09/2014	801.62	Bunnings Group Ltd	Hardware supplies	\$ 204.54
25/09/2014	801.642	David Gray & Co Pty Ltd	20lt drum of glyphosate	\$ 152.90
25/09/2014	801.75	Safety Zone Australia Pty Ltd	Annual uniform for depot staff	\$ 6,245.19
25/09/2014	801.79	Perth Irrigation Centre	Irrigation hardware supplies	\$ 371.68
25/09/2014	801.82	Civica Pty Ltd	Annual maintenance - Websphere Application Oct 14 - Sep 15	\$ 880.00
25/09/2014	801.83	Flexi Staff Pty Ltd	Temporary depot staff w/e 13 Sep 14	\$ 1,767.63
25/09/2014	801.84	West Australian Local Government As	Marketforce various advertising - Aug 14	\$ 5,100.82
25/09/2014	801.85	Western Metropolitan Regional Council	Transfer station waste disposal	\$ 10,871.02

<u>Date</u>	<u>Payment Reference</u>	<u>Payee</u>	<u>Description</u>	<u>Amount</u>
25/09/2014	801.886	Cottesloe Playgroup Inc	Council donation 2014/2015	\$ 5,000.00
25/09/2014	801.91	Claremont Asphalt	Completion asphalt work Curtin/Eric St	\$ 1,760.00
25/09/2014	801.988	Securex Pty Ltd	Quarterly monitoring fees for Civic Centre	\$ 171.60
25/09/2014	801.998	Road Signs Australia Pty Ltd	50 No Stopping Road or Verge signs and 50 yellow sign posts	\$ 1,870.00
25/09/2014	802.1774	Express Salary Packaging Pty Ltd	Payroll Deduction	\$ 866.35
25/09/2014	802.3	Department of Human Services	Payroll Deduction	\$ 153.70
25/09/2014	802.5	LGRCEU	Payroll Deduction	\$ 155.20
1/09/2014		National Australia Bank	New Term Deposit	\$ 470,000.00
2/09/2014		National Australia Bank	New Term Deposit	\$ 450,000.00
2/09/2014		Commonwealth Bank of Australia	New Term Deposit	\$ 460,000.00
3/09/2014		Bankwest	New Term Deposit	\$ 480,000.00
9/09/2014		Westpac Bank	New Term Deposit	\$ 400,000.00
9/09/2014		National Australia Bank	New Term Deposit	\$ 400,000.00
10/09/2014		Town of Cottesloe Staff	Fortnightly payroll	\$ 86,326.44
15/09/2014		National Australia Bank	Bank fees	\$ 112.85
19/09/2014		National Australia Bank	Bank fees	\$ 71.23
24/09/2014		Town of Cottesloe Staff	Fortnightly payroll	\$ 82,440.96
30/09/2014		National Australia Bank	Bank fees	\$ 250.40
30/09/2014		National Australia Bank	Bank fees	\$ 534.18
30/09/2014		National Australia Bank	Bank fees	\$ 633.14
30/09/2014		National Australia Bank	Bank fees	\$ 2,391.06
<b>Grand Total:</b>				<b>\$ 4,230,323.55</b>

Pursuant to Regulation of 13(4) of the local Government (Financial Management) Regulations the total of all other outstanding accounts for payment as at the date of this payment listing being prepared is \$1,051,846.65

I hereby certify that the above schedule of accounts totalling \$4,230,323.55 as submitted to the Works & Corporate Services Committee meeting held on 21 October 2014

Signed (Chairperson of the Works & Corporate Services Committee)

**TOWN OF COTTESLOE**  
**RESERVES - CASH BACKED INVESTMENTS**  
**FOR THE PERIOD ENDING 30 SEPTEMBER 2014**

	2014-2015 ACTUAL \$	2014-2015 BUDGET \$
<b>1 Area Improvement</b>		
Purpose: To fund the cost of improving facilities within the Municipality.		
Opening Balance	34	-
Transfer to Reserves	0	-
Transfer from Reserves	-	-
	<u>34</u>	<u>-</u>
<b>2 Waste Management Reserve</b>		
Purpose: To fund the improvement, replacement and expansion of waste management plant, equipment, facilities and services.		
Opening Balance	-	10,053
Transfer to Reserves	-	2,627
Transfer from Reserves	-	-
Closing Balance	<u>-</u>	<u>12,680</u>
<b>3 Parking Reserve</b>		
Purpose: To set aside funds from developers for the development of parking facilities		
Opening Balance	10,024	14,845
Transfer to Reserves	87	520
Transfer from Reserves	-	-
Closing Balance	<u>10,111</u>	<u>15,365</u>
<b>4 Leave Reserve</b>		
Purpose: To set asides funds to assist with the funding of unexpected employee entitlements		
Opening Balance	175,249	174,514
Transfer to Reserves	1,520	6,108
Transfer from Reserves	-	-
Closing Balance	<u>176,769</u>	<u>180,622</u>
<b>5 Civic Centre Reserve</b>		
Purpose: To fund the cost of upgrading the civic centre.		
Opening Balance	342	1,410
Transfer to Reserves	3	42
Transfer from Reserves	-	(1,452)
Closing Balance	<u>345</u>	<u>-</u>
<b>6 Property Reserve</b>		
Purpose: To contribute towards future property construction/renewal.		
Opening Balance	378,993	310,441
Transfer to Reserves	3,286	13,410
Transfer from Reserves	-	-
Closing Balance	<u>382,279</u>	<u>323,851</u>

**TOWN OF COTTESLOE**  
**RESERVES - CASH BACKED INVESTMENTS**  
**FOR THE PERIOD ENDING 30 SEPTEMBER 2014**

	2014-2015 ACTUAL \$	2014-2015 BUDGET \$
<b>7 Infrastructure Reserve</b>		
Purpose: To contribute towards future infrastructure construction/renewal.		
Opening Balance	298,439	349,114
Transfer to Reserves	2,588	12,219
Transfer from Reserves	-	-
Closing Balance	<u>301,027</u>	<u>361,333</u>
<b>8 Unspent Grants/Funds Reserve</b>		
Purpose: To account for unspent grants/funds at year end		
Opening Balance	258	-
Transfer to Reserves	2	-
Transfer from Reserves	-	-
Closing Balance	<u>260</u>	<u>-</u>
<b>9 Legal Reserve</b>		
Purpose: To provide funds to provide for legal expenses		
Opening Balance	65,481	65,211
Transfer to Reserves	568	2,282
Transfer from Reserves	-	-
Closing Balance	<u>66,049</u>	<u>67,493</u>
<b>10 Parking Facilities Reserve</b>		
Purpose: To provide funds to provide for parking facilities		
Opening Balance	150,303	151,132
Transfer to Reserves	1,303	5,290
Transfer from Reserves	-	-
Closing Balance	<u>151,606</u>	<u>156,422</u>
<b>11 Sustainability Reserve</b>		
Purpose: To fund new or enhance existing Sustainability initiatives within the Town of Cottesloe		
Opening Balance	20,382	19,782
Transfer to Reserves	177	8,192
Transfer from Reserves	-	(5,000)
Closing Balance	<u>20,559</u>	<u>22,974</u>
<b>11 Depot Funds Reserve</b>		
Purpose: To fund the improvement of infrastructure within the suburb of Cottesloe		
Opening Balance	-	-
Transfer to Reserves	-	8,310,000
Transfer from Reserves	-	-
Closing Balance	<u>-</u>	<u>8,310,000</u>
<b>Sub Total</b>	<u><u>1,109,038</u></u>	<u><u>9,450,740</u></u>

**TOWN OF COTTESLOE**  
**RESERVES - CASH BACKED INVESTMENTS**  
**FOR THE PERIOD ENDING 30 SEPTEMBER 2014**

	2014-2015 ACTUAL \$	2014-2015 BUDGET \$
<b>12 Combined Library Reserve</b>		
Purpose: To fund improvements at the Library		
Opening Balance	83,441	-
Transfer to Reserves	-	-
Transfer from Reserves	-	-
	<u>83,441</u>	<u>-</u>
<b>TOTAL RESERVES</b>	<u><u>1,192,479</u></u>	<u><u>9,450,740</u></u>

# TOWN OF COTTESLOE

## INVESTMENTS

### SCHEDULE OF INVESTMENTS HELD AS AT 30 SEPTEMBER 2014

BANK	RATE %	TERM	MATURITY DATE	MUNICIPAL INVESTMENTS	RESERVE FUND	COMMENTS
				\$		
NATIONAL AUSTRALIA BANK	3.45%	90 DAYS	29-Dec-14	5,497.00		COTTESLOE PRIMARY SCHOOL
NATIONAL AUSTRALIA BANK	3.45%	90 DAYS	29-Dec-14	5,439.82		NORTH COTT PRIMARY SCHOOL
WESTPAC	3.37%	90 DAYS	9-Dec-14	400,000.00		TERM INVESTMENT
NATIONAL AUSTRALIA BANK	2.95%	30 DAYS	2-Oct-14	450,000.00		TERM INVESTMENT
NATIONAL AUSTRALIA BANK	2.95%	30 DAYS	5-Oct-14	400,000.00		TERM INVESTMENT
NATIONAL AUSTRALIA BANK	3.50%	91 DAYS	2-Dec-14	470,000.00		TERM INVESTMENT
WESTPAC	3.60%	90 DAYS	28-Nov-14	475,000.00		TERM INVESTMENT
BANKWEST	3.40%	61 DAYS	17-Nov-14	774,537.85		TERM INVESTMENT
NATIONAL AUSTRALIA BANK	3.50%	89 DAYS	13-Nov-14	500,000.00		TERM INVESTMENT
COMMONWEALTH BANK OF AUSTRALIA	3.28%	90 DAYS	25-Nov-14	480,000.00		TERM INVESTMENT
COMMONWEALTH BANK OF AUSTRALIA	3.43%	182 DAYS	2-Feb-15	460,000.00		TERM INVESTMENT
BANKWEST	3.35%	63 DAYS	5-Nov-14	480,000.00		TERM INVESTMENT
WESTPAC	3.48%	90 DAYS	29-Dec-14		78,045.77	RESERVE FUND INVESTMENTS
BANKWEST	3.50%	90 DAYS	17-Dec-14		156,560.70	RESERVE FUND INVESTMENTS
COMMONWEALTH BANK OF AUSTRALIA	3.42%	120 DAYS	28-Jan-15		505,030.83	RESERVE FUND INVESTMENTS
NATIONAL AUSTRALIA BANK	3.50%	90 DAYS	10-Nov-14		369,400.51	RESERVE FUND INVESTMENTS
<b>TOTAL</b>				<b>\$4,900,474.67</b>	<b>\$1,109,037.81</b>	

BANK	\$	%
NATIONAL	\$2,200,337.33	36.61
WESTPAC	\$953,045.77	15.86
BANKWEST	\$1,411,098.55	23.48
COMMONWEALTH	\$1,445,030.83	24.05
<b>TOTAL</b>	<b>\$6,009,512.48</b>	<b>100.00</b>

# TOWN OF COTTESLOE

## LOANS

### SCHEDULE OF LOANS HELD AS AT 30 SEPTEMBER 2014

BANK	REF NO.	RATE %	PERIOD	MATURITY DATE	BALANCE OWING	LAST INSTALMENT DATE	NEXT INSTALMENT DATE	CURRENT LIABILITY	NON-CURRENT LIABILITY	COMMENTS
WA TREASURY	104	5.85%	10 YEARS	20-Oct-14	\$12,916.94	21-Apr-14	21-Oct-14	\$12,916.94	\$0.00	COTTESLOE TENNIS CLUB
WA TREASURY	105	6.22%	15 YEARS	6-Oct-23	\$278,939.89	7-Apr-14	6-Oct-14	\$22,319.70	\$256,620.19	SEA VIEW GOLF CLUB
WA TREASURY	106	5.25%	10 YEARS	3-Apr-19	\$903,069.45	3-Apr-14	3-Oct-14	\$162,395.08	\$740,674.37	CAPITAL PROJECT - CIVIC CENTRE
WA TREASURY	107	6.51%	20 YEARS	16-Sep-29	\$4,235,486.78	16-Sep-14	16-Mar-15	\$85,409.63	\$4,150,077.15	CAPITAL PROJECT - JOINT LIBRARY
					<u>\$5,430,413.06</u>			<u>\$283,041.35</u>	<u>\$5,147,371.71</u>	
LOANS TO OTHER ENTITIES					\$291,856.83			\$35,236.64	\$256,620.19	
LOANS FOR TOC					\$5,138,556.23			\$247,804.71	\$4,890,751.52	
					<u>\$5,430,413.06</u>			<u>\$283,041.35</u>	<u>\$5,147,371.71</u>	



## TOWN OF COTTESLOE

### SUNDRY DEBTORS REPORT AS AT 30 SEPTEMBER 2014

<u>Debtor Number</u>	<u>Nature Of Debt</u>	<u>3+ Months</u>	<u>2+ Months</u>	<u>1+ Month</u>	<u>Current</u>	<u>Balance</u>	<u>Status</u>
403	Venue Hire	\$15,225.00	\$0.00	\$0.00	\$0.00	\$15,225.00	Statements sent
12	Waste collection charges	\$2,814.76	\$0.00	\$0.00	\$0.00	\$2,814.76	Statements sent
13	Waste collection charges	\$2,370.45	\$0.00	\$0.00	\$0.00	\$2,370.45	Debt recovery action
49	Waste collection charges	\$2,272.40	\$0.00	\$0.00	\$0.00	\$2,272.40	Statements sent
26	Waste collection charges	\$1,950.00	\$0.00	\$0.00	\$0.00	\$1,950.00	Statements sent
479	Waste collection charges	\$1,374.63	\$0.00	\$0.00	\$0.00	\$1,374.63	Statements sent
498	Reinstatement charges	\$1,311.20	\$0.00	\$0.00	\$0.00	\$1,311.20	Statements sent
491	Waste collection charges	\$1,185.60	\$0.00	\$0.00	\$0.00	\$1,185.60	Statements sent
440	Waste collection charges	\$1,149.85	\$0.00	\$0.00	\$0.00	\$1,149.85	Statements sent
293	Venue Hire	\$950.00	\$0.00	\$0.00	\$0.00	\$950.00	Statements sent
113	Waste collection charges	\$811.20	\$0.00	\$0.00	\$0.00	\$811.20	Statements sent
128	Waste collection charges	\$784.94	\$450.00	\$0.00	\$0.00	\$1,234.94	Statements sent
3	Waste collection charges	\$512.76	\$0.00	\$0.00	\$0.00	\$512.76	Statements sent
106	Waste collection charges	\$430.00	\$880.00	\$0.00	\$0.00	\$1,310.00	Statements sent
29	Waste collection charges	\$243.75	\$0.00	\$0.00	\$0.00	\$243.75	Statements sent
123	Waste collection charges	\$229.98	\$0.00	\$0.00	\$0.00	\$229.98	Statements sent
454	Sale of old bins	\$159.78	\$0.00	\$0.00	\$0.00	\$159.78	Statements sent
164	Waste collection charges	\$148.72	\$0.00	\$0.00	\$0.00	\$148.72	Statements sent
507	Waste collection charges	\$148.72	\$0.00	\$0.00	\$0.00	\$148.72	Statements sent
74	Waste collection charges	\$114.99	\$0.00	\$0.00	\$0.00	\$114.99	Statements sent
481	Waste collection charges	\$114.99	\$0.00	\$0.00	\$0.00	\$114.99	Statements sent
30	Waste collection charges	\$81.25	\$0.00	\$0.00	\$0.00	\$81.25	Statements sent
119	Waste collection charges	\$81.25	\$0.00	\$0.00	\$0.00	\$81.25	Statements sent
347	Waste collection charges	\$81.25	\$0.00	\$0.00	\$0.00	\$81.25	Statements sent
151	Rate rebates	\$44.95	\$0.00	\$0.00	\$0.00	\$44.95	Statements sent
152	Rate rebates	\$12.32	\$0.00	\$0.00	\$0.00	\$12.32	Statements sent
366	Health licence charges	\$6.40	\$4,591.20	\$0.00	\$0.00	\$4,597.60	Statements sent

# TOWN OF COTTESLOE

## SUNDRY DEBTORS REPORT AS AT 30 SEPTEMBER 2014

<u>Debtor Number</u>	<u>Nature Of Debt</u>	<u>3+ Months</u>	<u>2+ Months</u>	<u>1+ Month</u>	<u>Current</u>	<u>Balance</u>	<u>Status</u>
155	Miscellaneous	\$0.20	\$0.00	\$0.00	\$0.00	\$0.20	Statements sent
442	Health licence charges	\$0.00	\$3,350.00	\$0.00	\$0.00	\$3,350.00	Statements sent
360	Health licence charges	\$0.00	\$3,060.00	\$0.00	\$0.00	\$3,060.00	Statements sent
448	Health licence charges	\$0.00	\$2,842.50	\$0.00	\$0.00	\$2,842.50	Statements sent
214	Health licence charges	\$0.00	\$2,443.75	\$0.00	\$0.00	\$2,443.75	Statements sent
359	Health licence charges	\$0.00	\$1,421.50	\$0.00	\$0.00	\$1,421.50	Statements sent
451	Health licence charges	\$0.00	\$1,175.00	\$0.00	\$0.00	\$1,175.00	Statements sent
393	Health licence charges	\$0.00	\$515.00	\$0.00	\$0.00	\$515.00	Statements sent
64	Health licence charges	\$0.00	\$450.00	\$0.00	\$0.00	\$450.00	Statements sent
390	Health licence charges	\$0.00	\$450.00	\$0.00	\$0.00	\$450.00	Statements sent
395	Health licence charges	\$0.00	\$450.00	\$0.00	\$0.00	\$450.00	Statements sent
485	Health licence charges	\$0.00	\$450.00	\$0.00	\$0.00	\$450.00	Statements sent
518	Venue Hire	\$0.00	\$0.00	\$25.00	\$0.00	\$25.00	Current
520	Waste collection charges	\$0.00	\$0.00	\$22.00	\$0.00	\$22.00	Current
43	Reimbursement	\$0.00	\$0.00	\$0.00	\$2,481.06	\$2,481.06	Current
45	Reimbursement	\$0.00	\$0.00	\$0.00	\$2,095.67	\$2,095.67	Current
524	Reimbursement	\$0.00	\$0.00	\$0.00	\$1,720.00	\$1,720.00	Current
311	Reimbursement	\$0.00	\$0.00	\$0.00	\$1,049.45	\$1,049.45	Current
522	Health licence charges	\$0.00	\$0.00	\$0.00	\$500.00	\$500.00	Current
525	Reinstatement charges	\$0.00	\$0.00	\$0.00	\$368.68	\$368.68	Current
526	Venue Hire	\$0.00	\$0.00	\$0.00	\$154.00	\$154.00	Current
7	Waste collection charges	\$0.00	\$0.00	\$0.00	\$115.00	\$115.00	Current
186	Overpayment	-\$0.01	\$0.00	\$0.00	\$0.00	-\$0.01	Overpayment
90	Overpayment	-\$81.25	\$0.00	\$0.00	\$0.00	-\$81.25	Overpayment
<b>TOTAL</b>		<b>\$34,530.08</b>	<b>\$22,528.95</b>	<b>\$47.00</b>	<b>\$8,483.86</b>	<b>\$65,589.89</b>	



# Rates and Charges Analysis

For Financial Year 2015 Period 3 ,as at 1/10/2014

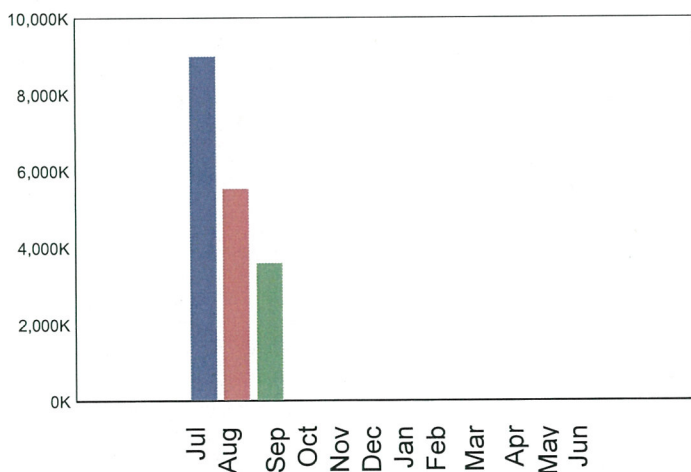
## Amounts Levied and Outstanding

<u>Rate or Charge Type</u>	<u>Amount Levied This Year</u>	<u>Total Balance Outstanding</u>
GRV General Rate	8,842,904.08	2,961,672.03
Additional Bin	82,010.00	32,480.00
Credit Balances	0.00	-21,578.32
Swimming Pool	8,112.50	3,750.00
ESL Category 1	1,316,874.91	567,251.72
ESL Category 5	64.00	68.05
Instalment Fees	15,921.60	15,902.40
Instalment PreInterest	34,828.55	34,737.63
	<b>10,300,715.64</b>	<b>3,594,283.51</b>

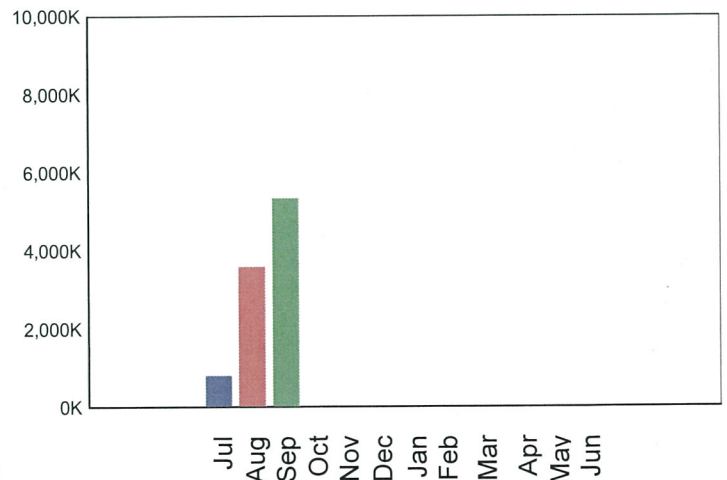
## Analysis of Outstanding Balance

<u>Bfwd At 1 July</u>	<u>Levied YTD</u>	<u>Rebated</u>	<u>Receipted</u>	<u>Other Trans</u>	<u>Balance</u>
260,702.06	10,300,715.64	-590,878.72	-6,385,601.17	9,345.70	<b>3,594,283.51</b>
<u>Current</u>	<u>Arrears</u>	<u>Interest</u>	<u>Legal</u>	<u>Deferred</u>	<u>Balance</u>
3,318,965.52	54,418.20	19,782.19	6,118.88	194,998.72	<b>3,594,283.51</b>

**Total Balance Outstanding By Month**



**YTD Collections By Month**



## Analysis of Assessments

Number of assessments	3,815
Number of assessments paid in full	2,084
Number of assessments with a balance outstanding	1,729
Number of assessments with arrears	299
Number of assessments on instalments	1,184
Number of assessments with pensioners or seniors	939
Number of assessments with deferred rates	30
Number of assessments with no payment yet	311

TOWN OF COTTESLOE

CAPITAL WORKS PROGRAMME  
FOR THE PERIOD ENDED 1 JULY 2014 TO 30 SEPTEMBER 2014

	2013-2014 YTD ACTUAL \$	2013-2014 YTD BUDGET \$	2013-2014 BUDGET \$	Variances Budget to YTD Actual \$	Variances Budget to YTD Actual %
<b>LAND DEVELOPMENT</b>					
3.4120.2 Old Depot Site	9,438	0	0	9,438	100%
<b>CARPARK CONSTRUCTION</b>					
5.1171.2 Seaview Golf Course	39,718	0	0	39,718	100%
<b>DRAINAGE CONSTRUCTION</b>					
10.9000.2 Cottesloe various	24,304	5,035	20,150	19,269	79%
<b>FOOTPATH CONSTRUCTION</b>					
15.1016.2 Barsden Street	0	0	0	0	
15.1030.2 Broome Street	20,072	0	22,550	20,072	100%
15.1058.2 Elizabeth Street	0	0	12,250	0	
15.1062.2 Federal Street	2,142	0	2,250	2,142	100%
15.1116.2 Lyons Street	28,199	0	42,350	28,199	100%
15.1126.2 Marine Parade	0	0	33,050	0	
15.1128.2 Marmion Street	5,976	0	7,250	5,976	100%
15.1166.2 Salisbury Street	0	0	17,250	0	
15.1204.2 Windsor Street	0	0	7,750	0	
15.9000.5 DSAC Capital Works	0	0	30,200	0	
15.9000.2 Bike Plan Works	0	0	50,350	0	

TOWN OF COTTESLOE

CAPITAL WORKS PROGRAMME  
FOR THE PERIOD ENDED 1 JULY 2014 TO 30 SEPTEMBER 2014

	2013-2014 YTD ACTUAL \$	2013-2014 YTD BUDGET \$	2013-2014 BUDGET \$	Variances Budget to YTD Actual \$	Variances Budget to YTD Actual %
20.9000.2	3,365	8,932	30,800	(5,567)	(165%)
<b>IRRIGATION CONSTRUCTION</b>					
Cottesloe, various					
30.9000.2	745	7,590	30,350	(6,845)	(919%)
<b>PARKS AND RESERVES CONSTRUCTION</b>					
Playgrounds various					
30.9000.5	3,032	4,001	16,000	(969)	(32%)
Cottesloe Natural Area Upgrade					
<b>PROPERTY CONSTRUCTION</b>					
35.1171.2	54,726	0	0	54,726	100%
Seaview Golf Course Clubhouse					
35.4050.2	0	0	0	0	
Civic Centre Building					
35.4052.2	0	20,036	80,150	(20,036)	
Civic Centre Lesser Hall Stage 1					
35.4135.2	2,806	0	0	2,806	
The Grove Library					
35.6030.2	47,010	50,090	200,350	(3,080)	(7%)
Civic Centre Grounds Restoration					
25.9000.2	0	0	72,700	0	
<b>LANEWAY CONSTRUCTION</b>					

TOWN OF COTTESLOE

CAPITAL WORKS PROGRAMME  
FOR THE PERIOD ENDED 1 JULY 2014 TO 30 SEPTEMBER 2014

	2013-2014 YTD ACTUAL	2013-2014 YTD BUDGET	2013-2014 BUDGET	Variances Budget to YTD Actual	Variances Budget to YTD Actual
	\$	\$	\$	\$	%
<b>ROAD CONSTRUCTION/ REHABILITATION</b>					
40.1032.2 Bryan Way	9,850	0	10,350	9,850	100%
40.1046.2 Congdon Street	0	0	98,250	0	
40.1049.2 Beach Access Road	0	0	20,100	0	
40.1092.2 Hawkstone Street	11,500	0	12,050	11,500	100%
40.1112.2 Little Marine Parade	35,000	0	36,850	35,000	100%
40.1128.2 Marmion Street	5,000	0	100,750	5,000	100%
40.1148.2 Pearse Street	20,000	0	22,250	20,000	100%
<b>BLACKSPOT CONTRUCTION</b>					
41.1048.2 Curtin Avenue	9,345	0	0	9,345	100%
41.9000.2 Speed and Safety	2,480	0	0	2,480	100%
<b>MISCELLANEOUS INFRASTRUCTURE</b>					
43.6080.2 Viewing Tower	0	0	0	0	
43.9000.2.57 Sculpture	40	0	70,000	40	100%

TOWN OF COTTESLOE

CAPITAL WORKS PROGRAMME  
FOR THE PERIOD ENDED 1 JULY 2014 TO 30 SEPTEMBER 2014

	2013-2014 YTD ACTUAL	2013-2014 YTD BUDGET	2013-2014 BUDGET	2013-2014 YTD BUDGET	Variations Budget to YTD Actual	Variations Budget to YTD Actual
	\$	\$	\$	\$	\$	%
<b>STREETSCAPE INFRASTRUCTURE</b>						
42.1176.2	0	4,997	20,000	4,997	(4,997)	
43.6080.2	0	7,498	30,000	7,498	(7,498)	
42.8999.2	0	89,997	360,000	89,997	(89,997)	
42.9000.2	0	12,498	50,000	12,498	(12,498)	
<b>PLANT &amp; VEHICLES</b>						
47.9000.2.57	36,008	0	36,000	0	36,008	100%
47.9000.2.57	35,063	0	36,000	0	35,063	100%
47.9000.2.57	0	0	36,000	0	0	
47.9000.2.57	0	35,000	35,000	35,000	(35,000)	
47.9000.2.57	0	0	60,000	0	0	
47.9000.2.57	78,207	0	90,000	0	78,207	100%
47.9000.2.57	0	0	25,000	0	0	
47.9000.2.57	22,334	0	8,500	0	22,334	100%
47.9000.2.57	2,472	0	2,400	0	2,472	100%
47.9000.2.57	1,040	1,600	1,600	1,600	(1,600)	(208%)
47.9000.2.57	3,102	3,200	3,200	3,200	(2,160)	(16%)
47.9000.2.57	2,120	3,600	3,600	3,600	(498)	(13%)
47.9000.2.57	6,200	2,400	2,400	2,400	(280)	(13%)
47.9000.2.57	0	0	0	0	0	100%

TOWN OF COTTESLOE

CAPITAL WORKS PROGRAMME  
FOR THE PERIOD ENDED 1 JULY 2014 TO 30 SEPTEMBER 2014

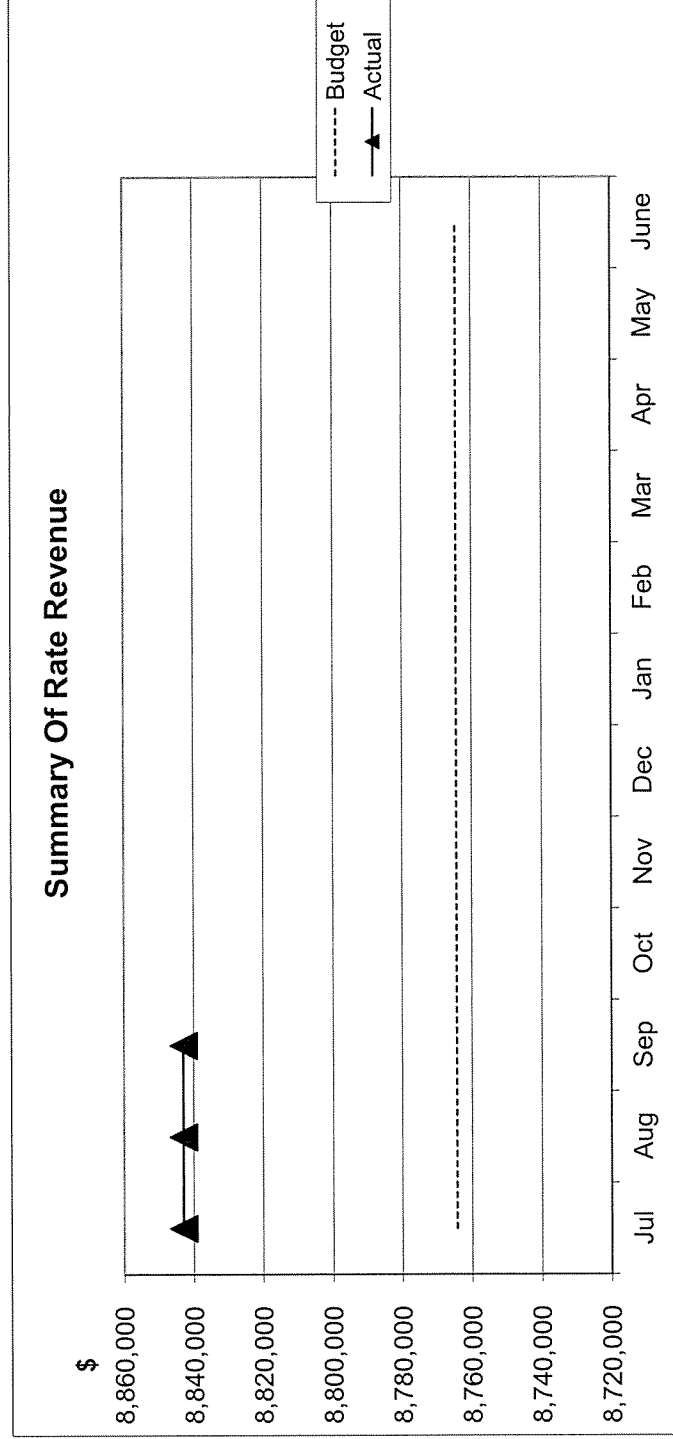
	2013-2014 YTD ACTUAL	2013-2014 YTD BUDGET	2013-2014 BUDGET	Variances Budget to YTD Actual	Variances Budget to YTD Actual
	\$	\$	\$	\$	%
<b>IT, OFFICE EQUIPMENT &amp; FURNITURE</b>					
49.9000.2.57 Desktop Device Replacement	0	0	3,818	0	
49.9000.2.57 Mobile Device Replacement	0	0	2,836	0	
49.9000.2.57 Server Upgrades	0	0	30,000	0	
49.9000.2.50 Software Development	1,684	0	0	0	100%
<b>TOTAL</b>	<b>521,294</b>	<b>256,474</b>	<b>1,882,704</b>	<b>255,814</b>	<b>51%</b>



# TOWN OF COTTESLOE

## GRAPHICAL SUMMARY BY NATURE & TYPE FOR 2014 - 2015

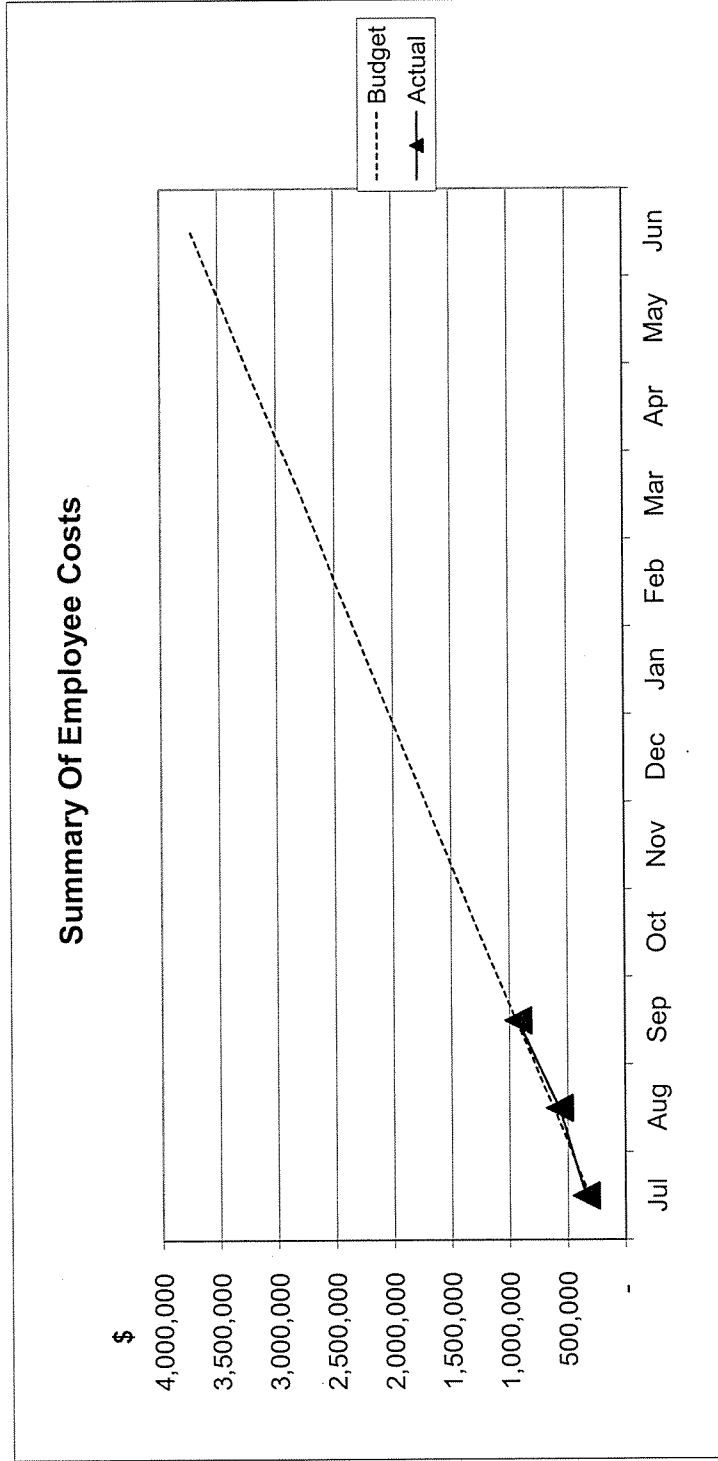
FOR THE PERIOD ENDED 1 JULY 2014 TO 30 SEPTEMBER 2014



# TOWN OF COTTESLOE

## GRAPHICAL SUMMARY BY NATURE & TYPE FOR 2014 - 2015

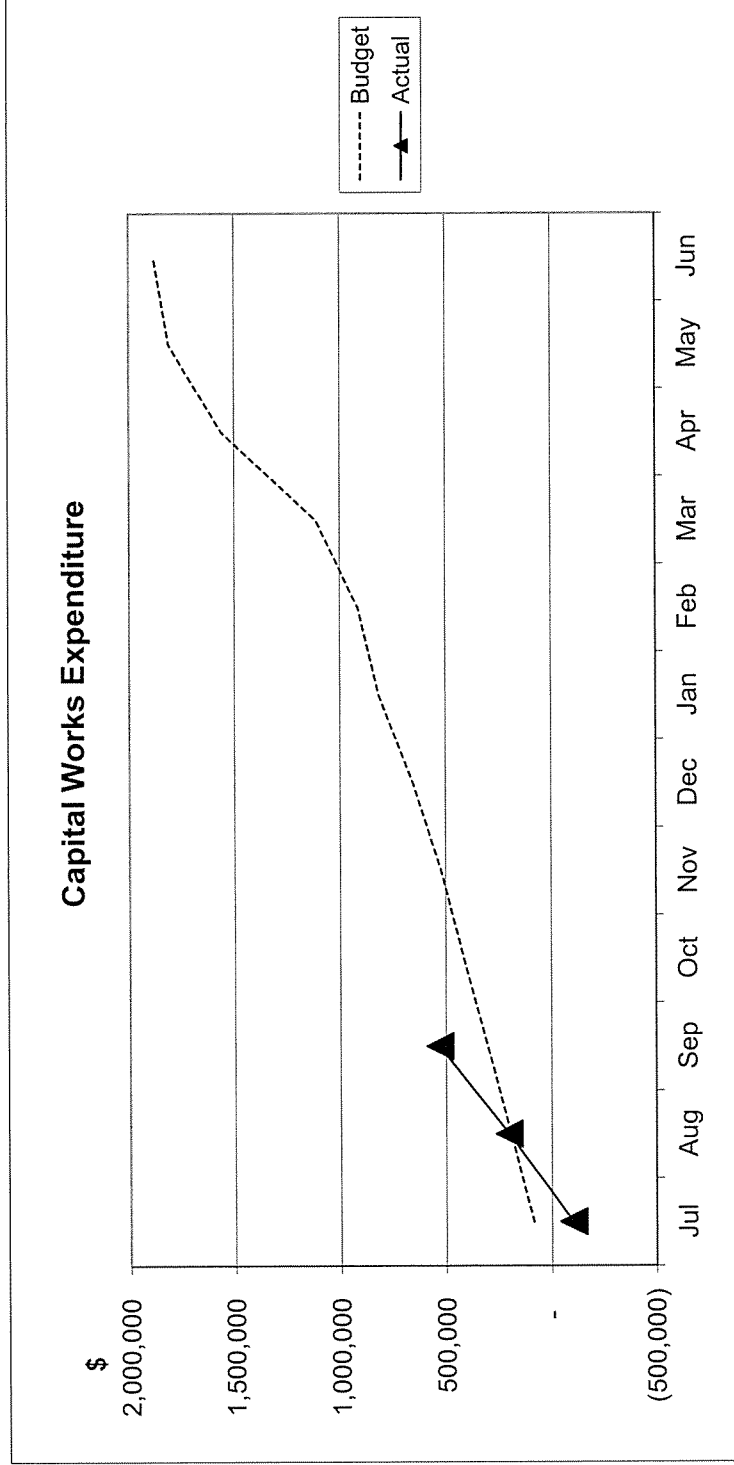
FOR THE PERIOD ENDED 1 JULY 2014 TO 30 SEPTEMBER 2014



# TOWN OF COTTESLOE

## GRAPHICAL SUMMARY BY NATURE & TYPE FOR 2014 - 2015

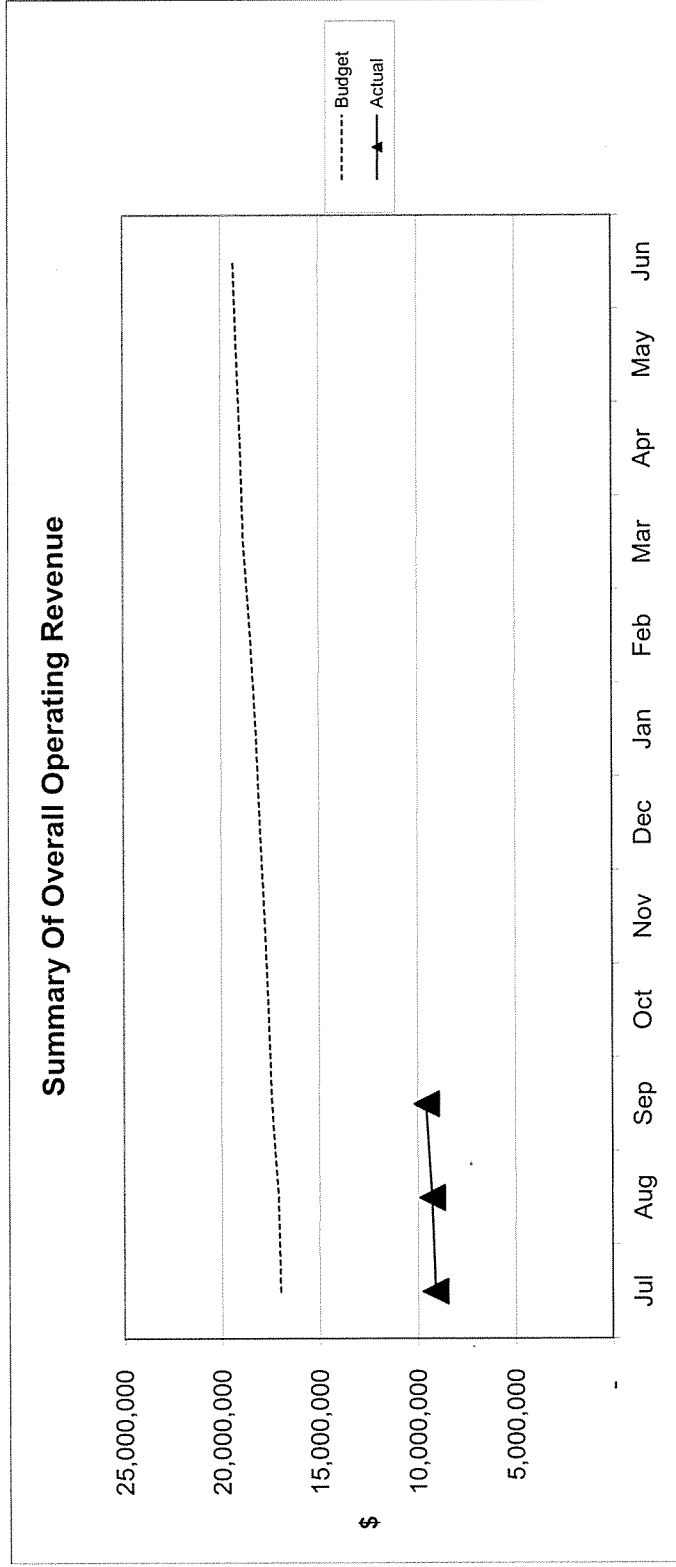
FOR THE PERIOD ENDED 1 JULY 2014 TO 30 SEPTEMBER 2014



# TOWN OF COTTESLOE

## GRAPHICAL SUMMARY OF REVENUE, EXPENDITURE AND NET POSITION FOR 2014 - 2015

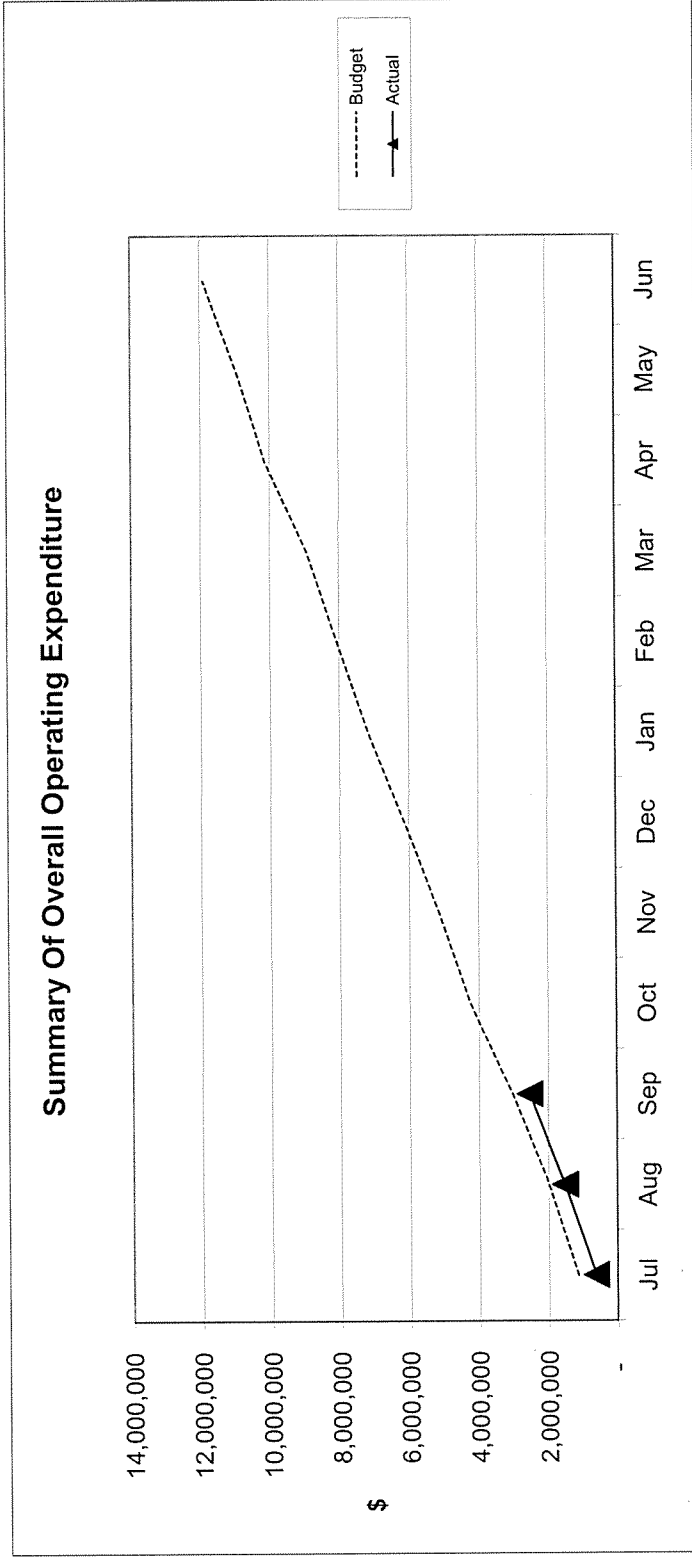
FOR THE PERIOD ENDED 1 JULY 2014 TO 30 SEPTEMBER 2014



# TOWN OF COTTESLOE

## GRAPHICAL SUMMARY OF REVENUE, EXPENDITURE AND NET POSITION FOR 2014 - 2015

FOR THE PERIOD ENDED 1 JULY 2014 TO 30 SEPTEMBER 2014



# TOWN OF COTTESLOE

## GRAPHICAL SUMMARY OF REVENUE, EXPENDITURE AND NET POSITION FOR 2014 - 2015

FOR THE PERIOD ENDED 1 JULY 2014 TO 30 SEPTEMBER 2014

