


TOWN OF COTTESLOE



FINANCIAL STATEMENTS

FOR THE PERIOD 1 JULY 2014 TO 31 OCTOBER 2014

PRESENTED TO THE WORKS AND CORPORATE SERVICES

COMMITTEE ON 18 NOVEMBER 2014

TOWN OF COTTESLOE

FINANCIAL STATEMENTS

FOR THE PERIOD 1 JULY 2014 TO 31 OCTOBER 2014

TABLE OF CONTENTS

Statement of Financial Activity	1
Operating Statement By Program	2
Operating Statement By Nature & Type	3
Balance Sheet	4 - 5
Surplus/(Deficit Position)	6
Variance Analysis	7 - 10
Other Information	
- List of Payments	11 - 17
- Reserves	18 - 20
- Investments	21
- Loans	22
- Sundry Debtors	23 - 27
- Rates Analysis	28
- Capital Works Programme	29 - 33
- Graphs	34 - 39

TOWN OF COTTESLOE

STATEMENT OF FINANCIAL ACTIVITY

FOR THE PERIOD ENDED 1 JULY 2014 TO 31 OCTOBER 2014

	2014-2015 YTD Actual \$	2014-2015 YTD Budget \$	2014-2015 Budget \$	Variances YTD Actual to YTD Budget \$	Variances YTD Actual to YTD Budget %
Operating Revenue					
General Purpose Funding	196,447	182,831	636,350	13,616	7%
Governance	5,047	25,408	76,213	(20,361)	(80%)
Law, Order and Public Safety	18,330	12,580	18,980	5,750	46%
Health	74,239	72,810	80,310	1,429	2%
Education and Welfare	5,583	9,190	33,036	(3,607)	(39%)
Community Amenities	235,341	202,694	542,035	32,647	16%
Recreation and Culture	90,256	119,918	275,936	(29,662)	(25%)
Transport	208,811	222,602	831,237	(13,791)	(6%)
Economic Services	66,091	62,134	173,759	3,957	6%
Other Property and Services	205	7,900,200	7,900,600	(7,899,995)	(100%)
Total Operating Revenue	900,350	8,810,367	10,568,456	(7,910,017)	(90%)
Operating Expenditure					
General Purpose Funding	(85,271)	(90,350)	(252,997)	5,079	6%
Governance	(366,091)	(331,260)	(801,033)	(34,831)	(11%)
Law, Order and Public Safety	(96,328)	(95,605)	(296,826)	(723)	(1%)
Health	(67,977)	(81,334)	(243,946)	13,357	16%
Education and Welfare	(74,946)	(81,404)	(219,900)	6,458	8%
Community Amenities	(1,008,167)	(1,108,796)	(3,375,922)	100,629	9%
Recreation and Culture	(862,578)	(1,235,324)	(3,305,252)	372,746	30%
Transport	(628,394)	(1,007,694)	(3,027,531)	379,300	38%
Economic Services	(171,921)	(195,366)	(392,585)	23,445	12%
Other Property and Services	(43,779)	(8,858)	26,481	(34,921)	(394%)
Total Operating Expenditure	(3,405,452)	(4,235,991)	(11,889,511)	830,539	20%
Adjustments for Non Cash					
(Profit)/Loss on Asset Disposal	0	(7,900,000)	(7,900,000)	7,900,000	(100%)
Movement in Deferred Pensioners	0	0	0	0	
Movement in Employee Benefit Provisions	0	0	0	0	
Depreciation	0	(682,312)	2,046,524	682,312	(100%)
Total Adjustments for Non Cash	0	(8,582,312)	(5,853,476)	8,582,312	(100%)
Capital Expense and Revenue					
Additions - Furniture & Equipment	0	(12,220)	(36,654)	12,220	100%
Additions - Land & Buildings	(146,047)	(93,520)	(280,500)	(52,527)	(56%)
Additions - Plant & Equipment	(118,915)	(117,800)	(339,700)	(1,115)	(1%)
Additions - Roads	(130,971)	0	(300,600)	(130,971)	
Additions - Car Parks	(39,718)	0	0	(39,718)	
Additions - Footpaths	(55,344)	0	(225,250)	(55,344)	
Additions - Drainage	(24,305)	(6,714)	(20,150)	(17,591)	(262%)
Additions - Parks & Reserves	(13,897)	(15,458)	(46,350)	1,561	10%
Additions - Miscellaneous	6,400	0	(70,000)	6,400	
Additions - Street Furniture	(49,909)	(153,352)	(460,000)	103,443	67%
Additions - Right of Ways	0	0	(72,700)	0	
Additions - Irrigation	(3,365)	(13,552)	(30,800)	10,187	75%
Proceeds from Disposal of Assets	60,786	0	8,214,930	60,786	
Proceeds from New Loans	0	0	0	0	
Principal Repayments/Disbursements	(186,769)	(186,769)	(365,759)	0	0%
Self Supporting Principal Repayments	0	23,906	35,237	(23,906)	100%
Transfer from Reserves	0	0	5,000	0	
Transfer to Reserves	(9,534)	(16,882)	(8,360,648)	7,348	44%
Total Capital Expense and Revenue	(711,588)	(592,361)	(2,353,944)	(119,227)	(20%)
Opening Surplus / (Deficit)	1,170,854	764,096	764,096	406,758	53%
Closing Surplus / (Deficit)	6,799,723	4,928,178	0	1,871,545	38%
AMOUNT REQUIRED FROM RATES	(8,845,559)	(8,764,379)	(8,764,379)	(81,180)	(1%)

TOWN OF COTTESLOE

OPERATING STATEMENT BY PROGRAM

FOR THE PERIOD ENDED 1 JULY 2014 TO 31 OCTOBER 2014

	2014-2015 Actual \$	2014-2015 YTD Budget \$	2014-2015 Budget \$	Variances Budget to YTD Actual \$	Variances Budget to YTD Actual %
Revenue from Ordinary Activities					
General Purpose Funding	9,042,006	8,947,210	9,400,729	94,796	1%
Governance	5,047	25,408	76,213	(20,361)	(80%)
Law, Order and Public Safety	18,330	12,580	18,980	5,750	46%
Health	74,239	72,810	80,310	1,429	2%
Education and Welfare	5,583	9,190	33,036	(3,607)	2,461%
Community Amenities	235,341	202,694	542,035	32,647	(55%)
Recreation and Culture	90,256	119,918	275,936	(29,662)	27%
Transport	151,811	222,602	831,237	(70,791)	(70%)
Economic Services	66,091	62,134	173,759	3,957	(100%)
Other Property and Services	205	200	600	5	3%
Total Operating Revenue	9,688,909	9,674,746	11,432,835	14,163	0%
Expenses from Ordinary Activities					
General Purpose Funding	(85,271)	(90,350)	(252,997)	5,079	6%
Governance	(366,091)	(331,160)	(800,733)	(34,931)	(11%)
Law, Order and Public Safety	(96,328)	(95,605)	(296,826)	(723)	(1%)
Health	(67,977)	(81,334)	(243,946)	13,357	16%
Education and Welfare	(74,946)	(81,404)	(219,900)	6,458	8%
Community Amenities	(1,008,167)	(1,108,796)	(3,375,922)	100,629	9%
Recreation and Culture	(746,113)	(1,059,858)	(2,964,734)	313,745	30%
Transport	(628,394)	(1,007,694)	(3,027,531)	379,300	38%
Economic Services	(171,921)	(195,366)	(392,585)	23,445	12%
Other Property and Services	(43,779)	(8,858)	26,481	(34,921)	(394%)
Total Operating Expenditure	(3,288,987)	(4,060,425)	(11,548,693)	771,438	19%
Borrowing Costs					
Governance	0	(100)	(300)	100	100%
Recreation and Culture	(116,465)	(175,466)	(340,518)	59,001	
Total Borrowing Costs	(116,465)	(175,566)	(340,818)	59,101	34%
Grants/Contributions for Asset Development					
Recreation and Culture	0	0	0	0	
Transport	57,000	0	0	57,000	
Total Grants/Contributions for Asset Development	57,000	0	0	57,000	
Profit/ (Loss) on Asset Disposal					
Other Property and Services	0	7,900,000	7,900,000	(7,900,000)	(100%)
Total Profit/ (Loss) on Asset Disposal	0	7,900,000	7,900,000	(7,900,000)	
NET PROFIT OR LOSS	6,340,457	13,338,755	7,443,324	(6,998,298)	(52%)

TOWN OF COTTESLOE

OPERATING STATEMENT BY NATURE & TYPE

FOR THE PERIOD ENDED 1 JULY 2014 TO 31 OCTOBER 2014

	2014-2015 YTD Actual \$	2014-2015 YTD Budget \$	2014-2015 Budget \$	Variances Budget to Actual YTD \$	Variances Budget to Actual YTD %
Operating Revenue					
Rates	8,845,559	8,764,379	8,764,379	81,180	1%
Grants - Operating	89,287	51,493	163,800	37,794	73%
Fees & Charges	599,576	666,718	1,815,283	(67,142)	(10%)
Interest Earned	101,249	125,454	463,900	(24,205)	(19%)
Other Revenue	53,237	66,702	225,473	(13,465)	(20%)
Total Operating Revenue	9,688,908	9,674,746	11,432,835	14,162	0%
Operating Expenditure					
Employee Costs	(1,304,644)	(1,256,808)	(3,727,930)	(47,836)	(4%)
Contractors and Materials	(1,503,933)	(1,443,089)	(4,311,454)	(60,844)	(4%)
Depreciation	0	(682,312)	(2,046,524)	682,312	100%
Insurance	(183,304)	(192,906)	(192,905)	9,602	5%
Interest Expense	(116,465)	(175,566)	(340,818)	59,101	34%
Utility Costs	(83,019)	(122,186)	(318,486)	39,167	32%
Other Expenses	(214,086)	(363,124)	(951,394)	149,038	41%
Total Operating Expenditure	(3,405,451)	(4,235,991)	(11,889,511)	830,540	20%
Grants/Contributions - Non Operating	57,000	0	0	57,000	
Profit on Asset Disposals	0	7,900,000	7,900,000	(7,900,000)	
Loss on Asset Disposals	0	0	0	0	
NET PROFIT OR LOSS	6,340,457	13,338,755	7,443,324	(6,998,298)	(52%)

TOWN OF COTTESLOE

STATEMENT OF FINANCIAL POSITION

FOR THE PERIOD 1 JULY 2014 TO 31 OCTOBER 2014

	2014-2015 YTD Actual	2013-2014 YTD Actual	2013-2014 Actual
CURRENT ASSETS			
Receivables			
Rates	3,116,812	2,862,542	65,905
Sundry Debtors	165,912	95,885	166,690
Accrued Income	30,954	6,324	7,057
Self Supporting Loans	35,237	23,214	35,237
Other	0	0	(8)
Prepayments			
Prepaid Expenses	0	0	31,214
Inventories			
Inventories	41,116	41,554	41,624
Cash Assets			
Municipal Account	327,041	135,947	115,740
Till Floats	700	700	700
Investment Account	378,467	744,840	355,468
Term Investments	4,501,565	4,387,700	1,245,168
Restricted - Reserves	1,192,479	1,330,068	1,182,945
Restricted - Trust	651,774	599,386	651,814
TOTAL CURRENT ASSETS	10,442,057	10,228,160	3,899,554
CURRENT LIABILITIES			
Payables	1,124,159	894,999	117,052
Payable Trust	740,489	630,139	672,250
Accrued Expenses	526,942	885,739	699,165
Interest Bearing Liabilities	178,990	181,419	365,759
Provisions	684,596	582,113	683,621
TOTAL CURRENT LIABILITIES	3,255,176	3,174,409	2,537,847
NON CURRENT ASSETS			
Receivables			
Deferred Rates & ESL	194,999	177,114	194,999
Self Supporting Loans	256,620	291,857	256,620
Property Plant and Equipment			
Furniture and Equipment	521,648	450,971	521,648
Land and Buildings	45,681,994	12,153,515	45,535,947
Plant and Equipment	730,314	831,999	672,185
Equity Investments	1,034,684	1,055,450	1,034,684
Infrastructure			
Roads	6,681,241	6,848,398	6,550,270
Car Parks	798,737	619,273	759,019
Footpaths	2,181,022	2,077,284	2,125,678
Drainage	3,565,337	3,451,527	3,541,032
Parks and Reserves	174,231	167,794	160,334
Miscellaneous	814,200	751,998	820,600
Street Furniture	369,444	354,199	319,535
Right of Ways	263,748	198,170	263,748
Irrigation	286,479	286,933	283,114
TOTAL NON CURRENT ASSETS	63,554,698	29,716,482	63,039,413
NON CURRENT LIABILITIES			
Interest Bearing Liabilities	5,147,371	5,513,130	5,147,371
Provisions	70,161	64,648	70,161
TOTAL NON CURRENT LIABILITIES	5,217,532	5,577,778	5,217,532
NET ASSETS	65,524,047	31,192,455	59,183,588

TOWN OF COTTESLOE

STATEMENT OF FINANCIAL POSITION

FOR THE PERIOD 1 JULY 2014 TO 31 OCTOBER 2014

	2014-2015 YTD Actual	2013-2014 YTD Actual	2013-2014 Actual
EQUITY			
Reserves - Cash Backed	1,192,479	1,330,070	1,182,945
Reserves - Asset Revaluation	31,241,190	239,554	31,241,190
Retained Surplus	33,090,378	29,622,831	26,759,453
TOTAL EQUITY	<u>65,524,047</u>	<u>31,192,455</u>	<u>59,183,588</u>
RESERVES - CASH BACKED			
Opening Balance	1,370,269	1,297,388	1,370,269
Transfer to Reserves	82,849	32,682	73,315
Transfer from Reserves	(260,639)	0	(260,639)
TOTAL RESERVES - CASH BACKED	1,192,479	1,330,070	1,182,945
RESERVES - ASSET REVALUATION			
Opening Balance	31,241,190	239,554	31,241,190
TOTAL RESERVES - ASSET REVALUATION	31,241,190	239,554	31,241,190
RETAINED SURPLUS			
Opening Balance	25,880,263	23,116,904	25,880,263
Change in Net Assets from Operations	7,032,324	6,538,609	691,866
Transfer from Reserve	260,639	0	260,639
Transfer to Reserve	(82,848)	(32,682)	(73,315)
TOTAL RETAINED SURPLUS	33,090,378	29,622,831	26,759,453
TOTAL EQUITY	<u>65,524,047</u>	<u>31,192,455</u>	<u>59,183,588</u>

TOWN OF COTTESLOE

SURPLUS/(DEFICIT) ANALYSIS

FOR THE PERIOD 1 JULY 2014 TO 30 SEPTEMBER 2014

	YTD Actual \$	2014 \$
Surplus/(Deficit)	6,799,723	1,170,854
<u>Comprises:</u>		
Cash - Unrestricted	5,119,058	1,685,269
Cash - Restricted	1,844,253	1,182,945
Rates - Current	3,116,812	65,905
Sundry Debtors	165,912	166,690
Accrued Income	30,954	7,057
Prepayments	0	20,535
Other Tax Debtors	0	(8)
Inventories		
- History Books	41,116	41,624
<u>Less:</u>		
Reserves - Restricted Cash	(1,844,253)	(1,182,945)
Sundry Creditors	(1,124,159)	(117,053)
Accrued Expenses	(526,942)	(699,165)
Current Employee Benefits Provision	(684,586)	(683,621)
Other	(23,028)	0
Add back: Component of Leave Liability not required to be funded	684,586	683,621
Surplus/(Deficit)	6,799,723	1,170,854

TOWN OF COTTESLOE

STATEMENT OF FINANCIAL ACTIVITY - VARIANCE ANALYSIS
FOR THE PERIOD ENDED 1 JULY 2014 TO 31 OCTOBER 2014

Note 2. VARIANCES (Report on material variances from the Statement of Financial Activity)
(Material variances are deemed to be greater than 15% or \$25,000)

OPERATING REVENUE

<u>Program/Nature & Type</u>	<u>YTD Actual</u>	<u>YTD Budget</u>	<u>Variance</u>	<u>Variance</u>	<u>Impact of Variation</u>	<u>Main Factors</u>	<u>Manager</u>	<u>Officer</u>	<u>Main Factors Influencing Variance</u>
	\$	\$	\$	%		\$			
Governance	5,047	25,408	(20,361)	(80%)	Timing	(21,823)	FM	FM	Timing of reimbursements
Law, Order & Public Safety	18,330	12,580	5,750	46%	Mainly Timing	4,803	FM	FM	Timing of registration fees
Education & Welfare	5,583	9,190	(3,607)	(39%)	Timing	(5,472)	FM	FM	Timing of lease fees
Community Amenities	235,341	202,694	32,647	16%	Timing Timing/Possibly Extra Revenue	16,138	FM	FM	Timing of contributions
Recreation & Culture	90,256	119,918	(29,662)	(25%)	Timing	(21,337)	FM	FM	Timing of lease fees
Other Property & Services	205	7,900,200	(7,899,995)	(100%)	Timing	(7,900,000)	FM	FM	Delays in disposing of property

TOWN OF COTTESLOE

STATEMENT OF FINANCIAL ACTIVITY - VARIANCE ANALYSIS
FOR THE PERIOD ENDED 1 JULY 2014 TO 31 OCTOBER 2014

Note 2. VARIANCES (Report on material variances from the Statement of Financial Activity)

OPERATING EXPENDITURE

<u>Program/Nature & Type</u>	<u>YTD Actual</u> \$	<u>YTD Budget</u> \$	<u>Variance</u> \$	<u>Variance</u> %	<u>Impact of Variation</u>	<u>Main Factors</u> \$	<u>Manager</u>	<u>Officer</u>	<u>Main Factors Influencing Variance</u>
Governance	(366,091)	(331,260)	(34,831)	(11%)	Timing	(32,177)	FM	FM	Timing of elected member expenses
Community Amenities	(1,008,168)	(1,108,796)	100,628	9%	Timing	102,814	FM	FM	Timing of waste contractors
Recreation & Culture	(862,578)	(1,235,324)	372,746	30%	Timing - Non Cash	127,688	FM	FM	Timing of depreciation expenses
					Timing	161,459	FM	FM	Timing of Council's contribution to the Grove Library
					Timing	47,806	FM	FM	Timing of loan expenses and accruals
Transport	(628,394)	(1,007,694)	379,300	38%	Timing - Non Cash	409,302	FM	FM	Timing of depreciation expenses
Other Property & Services	(43,779)	(8,858)	(34,921)	(394%)	Timing	(34,921)	FM	FM	Timing of allocations

TOWN OF COTTESLOE

**STATEMENT OF FINANCIAL ACTIVITY - VARIANCE ANALYSIS
FOR THE PERIOD ENDED 1 JULY 2014 TO 31 OCTOBER 2014**

Note 2. VARIANCES (Report on material variances from the Statement of Financial Activity)

NON CASH TRANSACTIONS

<u>Program/Nature & Type</u>	<u>YTD Actual</u> \$	<u>YTD Budget</u> \$	<u>Variance</u> \$	<u>Variance</u> %	<u>Impact of Variation</u>	<u>Main Factors</u> \$	<u>Manager</u>	<u>Officer</u>	<u>Main Factors Influencing Variance</u>
(Profit)/Loss on Asset Disposal	-	(7,900,000)	7,900,000	(100%)	Timing	(7,900,000)	FM	FM	Delays in disposing of property
Depreciation	-	(682,312)	682,312	(100%)	Timing	682,312	FM	FM	Depreciation not posted
<u>CAPITAL EXPENDITURE AND INCOME</u>									
	<u>YTD Actual</u> \$	<u>YTD Budget</u> \$	<u>Variance</u> \$	<u>Variance</u> %	<u>Impact of Variation</u>	<u>Main Factors</u> \$	<u>Manager</u>	<u>Officer</u>	<u>Main Factors Influencing Variance</u>
- Furniture & Equipment	0	(12,220)	12,220	100%	Timing	12,220	FM	FM	Timing of expenditure
- Land & Buildings	(146,047)	(93,520)	(52,527)	(56%)	Additional expenditure part funded by third party	(54,495)	MCCS	FM	Remedial works to Sea View Golf Club Building
- Infrastructure Roads	(130,971)	-	(130,971)		Timing	(130,971)	FM	FM	Timing of expenditure
- Infrastructure Car Parks	(39,718)	-	(39,718)		Extra expenditure to be funded by third party	(39,718)	FM	FM	Car park construction works at Sea View Golf Club
- Infrastructure Footpaths	(55,344)	-	(55,344)		Timing	(55,344)	FM	FM	Timing of expenditure
- Infrastructure Drainage	(24,305)	(6,714)	(17,591)	(262%)	Additional expenditure	(17,591)	FM	FM	Additional expenditure

TOWN OF COTTESLOE

STATEMENT OF FINANCIAL ACTIVITY - VARIANCE ANALYSIS
FOR THE PERIOD ENDED 1 JULY 2014 TO 31 OCTOBER 2014

Note 2. VARIANCES (Report on material variances from the Statement of Financial Activity)

CAPITAL EXPENDITURE AND INCOME (Continued)

	YTD Actual	YTD Budget	Variance	Variance %	Impact of Variation	Main Factors	Manager	Officer	Main Factors Influencing Variance
	\$	\$	\$	%		\$			
- Infrastructure Street Furniture	(49,909)	(153,352)	103,443	67%	Timing	103,443	FM	FM	Timing of expenditure
- Infrastructure Irrigation	(3,365)	(13,552)	10,187	75%	Timing	10,187	FM	FM	Timing of expenditure
- Proceeds from Disposal of Assets	60,786	-	60,786		Timing	60,786	FM	FM	Timing of disposals
Self Supporting Loan Repayments	0	(23,906)	23,906		Timing	23,906	FM	FM	Timing of self supporting loan repayments
<u>RESERVE TRANSFERS</u>									
- Transfer to Reserves	9,534	16,882	(7,348)	44%	Reduced transfer to reserves	(7,348)	FM	FM	Reduction in transfer to reserves due to the delays in sale of property

TOWN OF COTTESLOE

LIST OF ACCOUNTS PAID DURING OCTOBER 2014 AND PRESENTED TO A MEETING OF THE WORKS & CORPORATE SERVICES COMMITTEE HELD ON 18 NOVEMBER 2014

CERTIFICATE OF CHIEF EXECUTIVE OFFICER



<u>Date</u>	<u>Payment Reference</u>	<u>Payee</u>	<u>Description</u>	<u>Amount</u>
2/10/2014	00025039	Cottesloe Primary School P & C	Council donation 2014/2015	\$ 5,000.00
2/10/2014	00025040	Synergy	Supply charges to various locations 16 Jul - 16 Sep 14	\$ 3,158.60
2/10/2014	00025041	Telstra Corporation Limited	Services and equipment rental - 13 Sep - 28 Oct 14	\$ 1,300.68
9/10/2014	00025042	Colonial First State	Superannuation contributions	\$ 218.62
9/10/2014	00025043	ING DIRECT Superannuation Fund	Superannuation contributions	\$ 69.92
9/10/2014	00025044	WA Super	Superannuation contributions	\$ 21,105.23
9/10/2014	00025045	Peters Investments Pty Ltd	Bond refund	\$ 1,000.00
9/10/2014	00025046	Margaret Shave	Overpayment Refund	\$ 751.30
9/10/2014	00025047	Emma Judges	Bond refund	\$ 1,000.00
9/10/2014	00025048	N Buckingham	Bond Refund	\$ 1,000.00
9/10/2014	00025049	P L Gnech	Bond Refund	\$ 1,000.00
9/10/2014	00025050	Alinta	Gas supply 26 Jun - 23 Sep 14 - Stack St	\$ 59.40
9/10/2014	00025051	City of Nedlands	Contribution to WESROC regional environmental project officer & Whadjuk trails 13/14	\$ 7,934.30
9/10/2014	00025052	Cottesloe Child Care Centre	2014/2015 Council donation	\$ 550.00
9/10/2014	00025053	Landgate - VGO	Fortnightly valuations - 19 Jul - 1 Aug, 2-15 and 16-29 Aug 14	\$ 387.56
9/10/2014	00025054	Synergy	Streetsight tariff charge 25 Aug - 24 Sep 14	\$ 11,990.50
9/10/2014	00025055	Telstra Corporation Limited	Mobile and Ipad charges 28 Sep - 28 Oct 14	\$ 1,220.47
15/10/2014	00025056	BCITF	BCITF Commission Sept 2014	\$ 8,627.87
15/10/2014	00025057	Smart Parking Ltd	Maintenance - May 14	\$ 1,414.00
16/10/2014	00025058	W D Walker & M E Ainscow	Overpayment Refund	\$ 1,150.24
16/10/2014	00025059	R Parker	Bond refund	\$ 1,000.00
16/10/2014	00025060	B S Negus	Key deposit and bond refund	\$ 140.00
16/10/2014	00025061	Mr Igon Yoo	Refund for beach wedding	\$ 160.00
22/10/2014	00025062	Colonial First State Rollover &	Superannuation contributions	\$ 218.62
22/10/2014	00025063	ING DIRECT Superannuation Fund	Superannuation contributions	\$ 70.47
22/10/2014	00025064	WA Super	Superannuation contributions	\$ 20,284.68
29/10/2014	00025065	Boral Bricks Western Australia	3 packs of common bricks plus delivery	\$ 667.47

<u>Date</u>	<u>Payment Reference</u>	<u>Payee</u>	<u>Description</u>	<u>Amount</u>
29/10/2014	00025066	Landgate	Land enquiry - Sep 14	\$ 72.00
29/10/2014	00025067	Landgate - VGO	Fortnightly valuations from 30 Aug - 12 Sep & 13 - 26 Sep 14	\$ 152.70
29/10/2014	00025068	Public Transport Authority WA	Licence preparation fee	\$ 385.00
29/10/2014	00025069	Telstra Corporation Limited	Services and equipment 13 Oct -13 Nov 14	\$ 1,320.03
29/10/2014	00025070	Anstey Street Trust	Overpayment Refund	\$ 2,694.94
29/10/2014	00025071	Atrium Homes	Bond refund	\$ 1,000.00
29/10/2014	00025072	Natures' Harvest	Bond refund	\$ 1,500.00
29/10/2014	00025073	P J Snowball	Bond refund	\$ 1,500.00
29/10/2014	00025074	Azure Construction	Bond refund	\$ 1,000.00
29/10/2014	00025075	Rokbuild Pty Ltd	Bond refund	\$ 1,000.00
29/10/2014	00025076	Rokbuild Pty Ltd	Bond refund	\$ 1,000.00
29/10/2014	00025077	J Morrison	Key deposit and bond refund	\$ 140.00
1/10/2014	803.98000	Australian Taxation Office	Business Activity Statement	\$ 18,930.38
2/10/2014	804.1020	By Word of Mouth Pty Ltd	Catering for various meeting	\$ 1,670.35
2/10/2014	804.1039	Forestvale Trees Pty Ltd	5x90Lt Agonis Flexuosa	\$ 1,111.00
2/10/2014	804.1042	Recall Information Management Pty Ltd	Shredding service - 23 Aug - 19 Sep 14	\$ 77.48
2/10/2014	804.1200	Adams Coachlines	ICEA Classic Shuttle Service	\$ 340.00
2/10/2014	804.126	Holcim (Australia) Pty Ltd	2050x150mm grated cover	\$ 939.40
2/10/2014	804.1297	Hot Chili Source	5x5m rolls barrier fence & 60 pairs of safety glasses	\$ 783.75
2/10/2014	804.132	Landfill Gas & Power Pty Ltd	Black power supply 1 Aug - 1 Sep 14	\$ 2,848.51
2/10/2014	804.1361	Department of Transport	Vehicle ownership search - Aug 14	\$ 247.55
2/10/2014	804.139	Australia Post	Daily mail delivered and picked up - Aug 14	\$ 978.96
2/10/2014	804.1457	Church of Christ	Australia Day Awards brochure delivery	\$ 396.00
2/10/2014	804.1479	Environmental Wastewater C S Pty Ltd	Street sweeping - Aug 14	\$ 5,694.98
2/10/2014	804.1486	Leighton Panel & Paint Bicton	Insurance excess - 1EJF078	\$ 300.00
2/10/2014	804.15	Poolegrave Engravers	Memorial Plaque	\$ 198.00
2/10/2014	804.1539	Ross McLoughlin Consulting Surveyor	Feature Survey of Napoleon St	\$ 3,850.00
2/10/2014	804.1582	Snap Claremont	Plan printing	\$ 45.50
2/10/2014	804.16	Presswise Publications	Civic Centre News - Post News 13 Sep 14	\$ 1,210.00
2/10/2014	804.1661	Federation Tuckpointing (WA) Pty Lt	Repairs to wall & install French drain Civic Centre grounds	\$ 18,154.40
2/10/2014	804.1708	Government of WA	Contact officer refresher course 26 Aug 14	\$ 244.00
2/10/2014	804.1728	Pirtek (Fremantle) Pty Ltd	Parts for truck 1DNF376	\$ 10.07
2/10/2014	804.1762	Cranetruck Services WA Pty Ltd	Dismantle/remount panel storage bays at golf course	\$ 770.00
2/10/2014	804.1785	Technology Assisting Disability WA	Beach Wheelchair	\$ 6,200.00
2/10/2014	804.1809	John Papas Trailers (Aust) Pty Ltd	Custom built trailer	\$ 6,655.00
2/10/2014	804.1822	Red Sand Supplies	Receive rubble from TOC 2 & 3 Sep 14	\$ 462.00
2/10/2014	804.1827	Culture + Context	Heritage advice	\$ 6,582.40
2/10/2014	804.1829	Brick Restoration Company	Conservation services - balustrade construction at Civic Centre	\$ 2,750.00
2/10/2014	804.25	P & A Hughes & Sons	Remove rubble/waste from depot 3 & 4 Sep 14	\$ 4,554.00
2/10/2014	804.26	Greenway Enterprises	Hardware supplies	\$ 1,012.97
2/10/2014	804.29	Fuji Xerox Australia Pty Ltd	Photocopier consumption - Aug 14	\$ 693.50

<u>Date</u>	<u>Payment Reference</u>	<u>Payee</u>	<u>Description</u>	<u>Amount</u>
2/10/2014	804.35	Cottesloe IGA	Catering supplies	\$ 71.75
2/10/2014	804.37	Staples Australia Pty Ltd	Stationery order	\$ 1,508.16
2/10/2014	804.504	L & L Design Services	Engineering technical officer - staff assistance	\$ 1,475.00
2/10/2014	804.523	Local Government Managers Australia	LGMA Annual state conference registration	\$ 1,190.00
2/10/2014	804.540	Kerb Doctor	Installation of kerbing at various sites	\$ 2,846.25
2/10/2014	804.544	B M Pember	Consulting services for Authority	\$ 1,358.50
2/10/2014	804.593	Australia Post	Reply paid letters - Aug 14	\$ 9.34
2/10/2014	804.602	WA Treasury Corporation	Loan repayments	\$ 137,427.50
2/10/2014	804.609	WA Rangers Association	Registrations for WARA conference	\$ 750.00
2/10/2014	804.62	Bunning's Group Ltd	Hardware supplies	\$ 398.23
2/10/2014	804.64	Main Roads Western Australia	Installation new signage & pavement markings federal black spot project	\$ 6,649.75
2/10/2014	804.651	E & MJ Roshier Pty Ltd	Service 1EHU320 & 1EAF928	\$ 1,945.45
2/10/2014	804.70	Digital Mapping Solutions	Intramaps and technical support 1 Jul 14 - 30 Jun 15	\$ 15,422.00
2/10/2014	804.714	Simplex International Pty Ltd T/A	Repairs to clock - Indiana Tea House	\$ 225.39
2/10/2014	804.75	Safety Zone Australia Pty Ltd	Protective clothing	\$ 346.23
2/10/2014	804.77	Galvins Plumbing Supplies	2 concrete stop tap box with galvanised lid	\$ 84.90
2/10/2014	804.79	Perth Irrigation Centre	Irrigation hardware supplies	\$ 1,135.96
2/10/2014	804.83	Flexi Staff Pty Ltd	Temporary depot staff w/e 20 Sep 14	\$ 1,038.13
2/10/2014	804.85	Western Metropolitan Regional Council	Transfer station waste disposal	\$ 27,813.83
2/10/2014	804.88	Managed IT Pty Ltd	Unlimited internet for Tennis - Sep 14	\$ 165.00
2/10/2014	804.89	Major Motors Pty Ltd	Service tipper truck 1DNF376	\$ 344.25
2/10/2014	804.91	Claremont Asphalt	Asphalt repair work cnr Hawkstone/Chamberlain	\$ 550.00
2/10/2014	804.94	Insight CCS Pty Ltd	After hours answering service	\$ 266.40
2/10/2014	804.955	Minuteman Press	Scan and CD burn council agenda's & minutes for Feb & Jul 14, printing and binding 15	\$ 673.69
9/10/2014	805.1774	Express Salary Packaging Pty Ltd	2014/2015 work manuals	\$ 866.35
9/10/2014	805.3	Department of Human Services	Payroll Deduction	\$ 122.46
9/10/2014	805.5	LGRCEU	Payroll Deduction	\$ 155.20
9/10/2014	806.100	Jaymar Pumps	Replace bore pump - Jasper Green	\$ 7,701.00
9/10/2014	806.1020	By Word of Mouth Pty Ltd	Catering services	\$ 753.50
9/10/2014	806.1121	Fast Finishing Services	Bind council/committee Agendas & minutes	\$ 149.60
9/10/2014	806.114	Creation Landscape Supplies	Trailer - Lawn mix	\$ 244.26
9/10/2014	806.1159	Light Application Pty Ltd	Repair touch screen lighting control - Memorial Hall	\$ 132.00
9/10/2014	806.1200	Adams Coachlines	Bus service during Davis Cup from 12-14 Sep 14	\$ 1,800.00
9/10/2014	806.122	Jackson McDonald Lawyers	Legal services	\$ 8,867.43
9/10/2014	806.1245	Nu-Trac Rural Contracting	Beach cleaning - Sep 14	\$ 5,245.50
9/10/2014	806.1309	Scott Printers Pty Ltd	3550 leaflets printed for garage sale trail	\$ 783.20
9/10/2014	806.132	Landfill Gas & Power Pty Ltd	Black power supply - Sep 14	\$ 2,824.29
9/10/2014	806.146	Bring Couriers	Courier Service 22 Sep 14	\$ 38.04
9/10/2014	806.1473	Eco Resources Pty Ltd	Received waste/rubble from depot - Sep & 1 Oct 14	\$ 1,650.00
9/10/2014	806.1503	Diamond Hire	Hire of cherry pick - tree works 17 Sep	\$ 836.00

<u>Date</u>	<u>Payment Reference</u>	<u>Payee</u>	<u>Description</u>	<u>Amount</u>
9/10/2014	806.1694	B & B Waste Contractors Pty Ltd	Greenwaste collection and leaflet distribution	\$ 31,020.00
9/10/2014	806.17	Post Newspaper Pty Ltd	Cott page publication - 13 Sep 14	\$ 1,430.00
9/10/2014	806.1794	Express Salary Packaging Pty Ltd	GST on lease vehicle 1EEX663	\$ 54.08
9/10/2014	806.1799	A Johnston	Reimbursement for First Aid Training Course	\$ 199.00
9/10/2014	806.1828	Clinton Long Project Management Pty Ltd	6 Bags singleton birch naturally hydraulic lime	\$ 561.00
9/10/2014	806.1829	Brick Restoration Company	Conservation services - balustrade construction at Civic Centre	\$ 1,925.00
9/10/2014	806.1833	ACR No 1 Pty Ltd T/A Prestige Honda	New passenger vehicle	\$ 38,919.50
9/10/2014	806.1834	Stumps2Grind	Remove stump in ROW Marmion St	\$ 200.00
9/10/2014	806.1836	Hilti Australia Pty Ltd	Replacement jack hammer with two attachments	\$ 2,152.50
9/10/2014	806.205	Cottesloe News Delivery	Daily newspapers delivered to Civic Centre 31 Aug - 27 Sep 14	\$ 58.80
9/10/2014	806.26	Greenway Enterprises	Hardware supplies	\$ 104.09
9/10/2014	806.28	G J Trigg	Reimbursement of fuel cost - council vehicle	\$ 60.95
9/10/2014	806.37	Staples Australia Pty Ltd	Stationery order	\$ 184.58
9/10/2014	806.526	Zipform Pty Ltd	Second instalment reminder notices for rates	\$ 2,765.51
9/10/2014	806.545	Department of Fire & Emergency Services	2014/15 ESL for Council properties	\$ 8,361.08
9/10/2014	806.581	ID Consulting Pty Ltd	WESROC project	\$ 13,310.00
9/10/2014	806.62	Bunning's Group Ltd	Hardware supplies	\$ 120.91
9/10/2014	806.645	Cobblestone Concrete	Install footpath intersection Curtin & Eric St	\$ 9,075.00
9/10/2014	806.656	Surf Life Saving Western Australia	Lifeguard contract - Oct 14	\$ 30,344.28
9/10/2014	806.661	T-Quip	Kawasaki 40104x4 diesel + equipment	\$ 17,909.10
9/10/2014	806.75	Safety Zone Australia Pty Ltd	Safety wear for depot staff	\$ 435.72
9/10/2014	806.788	A B Jackson	Reimbursement for conference expenses	\$ 1,046.90
9/10/2014	806.83	Flexi Staff Pty Ltd	Temporary depot staff w/e 27 Sep 14	\$ 1,411.85
9/10/2014	806.87	Repco	Battery terminal	\$ 5.67
9/10/2014	806.998	Road Signs Australia Pty Ltd	Road signage	\$ 110.00
807.1098		National Australia Bank Business Visa	Atom - Hardware supplies \$1049.92	\$ 2,202.42
			Eventarc - Infinity awards registration - \$60.00	
			Atom - Hardware supplies \$1083.50	
			Monthly credit card fee - \$9.00	
15/10/2014	808.51	Westnet Pty Ltd	Internet access 1 Oct - 1 Nov 14	\$ 51.43
15/10/2014	809.1721	Business Fuel Cards Pty Ltd	Fuel for fleet vehicles - Sep 14	\$ 7,685.13
16/10/2014	810.1020	By Word of Mouth Pty Ltd	Catering services	\$ 271.70
16/10/2014	810.105	Active Transport & Tilt Tray Service	Towed abandoned vehicle	\$ 242.00
16/10/2014	810.1087	Robert Quodling	Surveying services - Disability ramp at Indiana's	\$ 660.00
16/10/2014	810.1285	Glyde Gallery Conservation	Historical picture framing	\$ 550.00
16/10/2014	810.139	Australia Post	Mail delivered/collected - Sep 14	\$ 1,074.35
16/10/2014	810.1428	Subaru Wangara	Service 1EFP273	\$ 698.25
16/10/2014	810.1493	Need A Bin	Remove e-waste bin and monthly site charge	\$ 260.91
16/10/2014	810.1522	Prospero Civil & Cadd Designs	Engineering services	\$ 8,556.00
16/10/2014	810.1576	Edinger Real Estate	Lease for Stack St depot - Nov 14	\$ 15,006.84
16/10/2014	810.1618	Power Industrial Supplies	Various paint cans & waste rag bags	\$ 826.65

<u>Date</u>	<u>Payment Reference</u>	<u>Payee</u>	<u>Description</u>	<u>Amount</u>
16/10/2014	810.1626	Young's Plumbing Service Pty Ltd	Installed hot water unit in RSL & replaced electrical isolation switch	\$ 1,623.60
16/10/2014	810.1712	Direct Commercial Supplies	Supplies for the restrooms at the foreshore	\$ 1,122.00
16/10/2014	810.1825	Cockatoo Nominees Pty Ltd	Resurface bridge overpass - Pearse St footbridge	\$ 4,147.00
16/10/2014	810.1829	Brick Restoration Company	Restoration work at Civic Centre	\$ 1,650.00
16/10/2014	810.1830	Access Building Maintenance	Restoration services at Civic Centre	\$ 4,000.00
16/10/2014	810.1831	Dainford Pty Ltd T/A The Blue Duck	Venue hire - deposit	\$ 500.00
16/10/2014	810.1832	Cake Factory Australia Pty Ltd	Catering services	\$ 102.00
16/10/2014	810.19	McLeods Barristers & Solicitors	Legal services	\$ 2,034.04
16/10/2014	810.198	Australian Institute of Management	Annual professional membership from 1 Nov 14 - 31 Oct 15	\$ 295.00
16/10/2014	810.200	Paint Industries Pty Ltd	Street furniture paint	\$ 157.81
16/10/2014	810.26	Greenway Enterprises	Hardware supplies	\$ 738.64
16/10/2014	810.37	Staples Australia Pty Ltd	Stationery order	\$ 561.74
16/10/2014	810.38	Veolia Environmental Services	Monthly site charge for hook bin	\$ 82.50
16/10/2014	810.44	UHY Haines Norton Chartered Account	Audit services	\$ 9,874.24
16/10/2014	810.48	Cannon Hygiene Australia Pty Ltd	Service sanitary units Cottesloe main beach	\$ 2,397.21
16/10/2014	810.525	GC Sales (WA)	Hardware supplies	\$ 880.00
16/10/2014	810.62	Bunning's Group Ltd	Hardware supplies	\$ 171.77
16/10/2014	810.651	E & MJ Rosher Pty Ltd	Main deck drive belt - ride on mower	\$ 938.30
16/10/2014	810.75	Safety Zone Australia Pty Ltd	Safety wear	\$ 4,850.23
16/10/2014	810.764	Pitney Bowes Australia Pty Ltd	Lease on folding machine from 1 Oct - 31 Dec 14	\$ 1,787.50
16/10/2014	810.79	Perth Irrigation Centre	Irrigation hardware supplies	\$ 829.03
16/10/2014	810.83	Flexi Staff Pty Ltd	Temporary depot staff w/e 4 Oct 14	\$ 1,391.09
16/10/2014	810.85	Western Metropolitan Regional Council	Transfer station waste disposal	\$ 20,311.37
16/10/2014	810.88	Managed IT Pty Ltd	IT services	\$ 10,117.56
16/10/2014	810.89	Major Motors Pty Ltd	Service 2T truck 1DNF388	\$ 334.65
16/10/2014	810.982	Titan Ford	15,000klm service 1EHC256	\$ 460.05
16/10/2014	810.998	Road Signs Australia Pty Ltd	Signage	\$ 467.50
28/10/2014	811.1020	By Word of Mouth Pty Ltd	Catering services	\$ 126.50
28/10/2014	811.1070	Omartleb Pty Ltd T/A ENZED Perth	Repair Cat Skid Steer bucket 1DUF429	\$ 374.79
28/10/2014	811.1081	Envirocare Systems Pty Ltd	Restroom supplies	\$ 326.70
28/10/2014	811.1099	O'Connor Lawnmower & Chainsaw Centre	New fuel tank fitted and supplied	\$ 819.10
28/10/2014	811.111	Murphy's Electrical Company	Call-out for light pole falling over on Railway St	\$ 286.00
28/10/2014	811.1131	Globe Australia Pty Ltd	Pallet of mini Sierra blend fertiliser	\$ 4,312.00
28/10/2014	811.1159	Light Application Pty Ltd	Repairs/reprogramming touch screen - Memorial Hall	\$ 1,305.00
28/10/2014	811.1231	Guardian Tactile Systems	Install tactile pavers Curtin/Florence	\$ 931.72
28/10/2014	811.1237	Dale's Dairy Dash	Milk supplies 6 Sep - 4 Oct 14	\$ 207.20
28/10/2014	811.128	Total Packaging (WA) Pty Ltd	80 Biodegradable & compostable doggy waste disposal units	\$ 5,033.60
28/10/2014	811.1404	Proficiency Group Pty Ltd	EDRMS Inventory - Reform Preparedness Plan	\$ 6,160.00
28/10/2014	811.1473	Eco Resources Pty Ltd	Disposal of waste/rubble	\$ 990.00
28/10/2014	811.1479	Environmental Wastewater C S Pty Ltd	Street sweeping - Sep 14	\$ 6,531.53
28/10/2014	811.1481	Battery World O'Connor	Battery	\$ 179.00

<u>Date</u>	<u>Payment Reference</u>	<u>Payee</u>	<u>Description</u>	<u>Amount</u>
28/10/2014	811.1507	Forpark Australia	New park timber table	\$ 1,601.60
28/10/2014	811.1541	Cat Welfare Society Inc T/A Cat Haven	Cat surrender fee 15 Jan 14	\$ 50.00
28/10/2014	811.1582	Snap Claremont	Plan printing	\$ 14.00
28/10/2014	811.1583	Information Proficiency	Consultancy services	\$ 1,223.75
28/10/2014	811.1589	iCLOUD Services	Repairing meter-eye communication EnforceIT	\$ 5,748.60
28/10/2014	811.16	Presswise Publications	Civic Centre News - Post News 11 Oct 14	\$ 1,199.00
28/10/2014	811.1618	Power Industrial Supplies	Hardware supplies	\$ 359.92
28/10/2014	811.1630	P Miller	Reimbursement - certificates frames for Mayors parlour and Lesser Hall	\$ 25.00
28/10/2014	811.1645	Swissclinical Australia Pty Ltd	Dry-cleaning services	\$ 167.00
28/10/2014	811.1653	Chamberlain Dean Pty Ltd	Temporary depot staff w/e 17 Oct 14	\$ 1,804.57
28/10/2014	811.1694	B & B Waste Contractors Pty Ltd	Distribution of leaflets to residents - Garage Sale Trail	\$ 770.00
28/10/2014	811.1700	Rodrigues Bodycoat Architects	Proposed toilet facilities - Indiana's	\$ 4,950.00
28/10/2014	811.1723	Perthwaste Green Recycling	Domestic and commercial waste collection - Sep 14	\$ 58,114.77
28/10/2014	811.1772	Platinum Bags & Promotional Ltd	2000 Green waste bags	\$ 3,630.00
28/10/2014	811.1794	Express Salary Packaging Pty Ltd	GST on lease vehicle IEE663	\$ 54.08
28/10/2014	811.1829	Brick Restoration Company	Conservation services balustrade construction	\$ 4,950.00
28/10/2014	811.1830	Access Building Maintenance	Conservation services for balustrade construction	\$ 4,500.00
28/10/2014	811.1838	ECO International Pty Ltd T/A Beewi	Removal of bee swarm attached to verge tree	\$ 150.00
28/10/2014	811.1839	Anglestan Pty Ltd - City Signs	6 directional signs - Garage Sale Trail	\$ 429.00
28/10/2014	811.1840	D Elkins	Reimbursement	\$ 207.40
28/10/2014	811.188	Bob Jane T-Mart	Repair truck tyre 1DNF378, DWY785 and 1ENS726	\$ 984.00
28/10/2014	811.19	McLeods Barristers & Solicitors	Legal advice	\$ 2,448.79
28/10/2014	811.24	Iron Mountain Australia Pty Ltd	Offsite storage of records - Sep 14	\$ 180.28
28/10/2014	811.25	P & A Hughes & Sons	Remove waste from depot	\$ 1,782.00
28/10/2014	811.26	Greenway Enterprises	Tree surroundings, tree stakes, star picket caps and throwbags	\$ 677.47
28/10/2014	811.29	Fuji Xerox Australia Pty Ltd	Meter reading for photocopier X415220 & X415213 - Sep 14	\$ 714.70
28/10/2014	811.35	Cottesloe IGA	Catering supplies	\$ 59.39
28/10/2014	811.37	Staples Australia Pty Ltd	Stationery order	\$ 971.98
28/10/2014	811.38	Veolia Environmental Services	Exchange depot hook bin	\$ 802.63
28/10/2014	811.41	Baileys Fertilisers	Supply/spread fertiliser Grant Marine & Jasper Green	\$ 1,614.80
28/10/2014	811.49	Charles Service Company	Cleaning services - Sep 14	\$ 7,236.83
28/10/2014	811.504	L & L Design Services	Disability access ramp design	\$ 1,180.00
28/10/2014	811.510	Complete Pest Management Services	Bee removal from verge tree	\$ 248.00
28/10/2014	811.574	Burgess Rawson (WA) Pty Ltd	Rent adjustment 1 Oct 13 - 31 Dec 14 & management fee adjustment 1 Oct 13 - 30 Sep 15	\$ 2,721.36
28/10/2014	811.6	Western Suburbs Building & Landscape	W3160/L1735-2	\$ 166.00
28/10/2014	811.600	Procott Incorporated	Plasterers sand - Civic Centre	\$ 98,179.54
28/10/2014	811.62	Bunning's Group Ltd	Procott allocation for 2014/2015	\$ 334.80
28/10/2014	811.651	E & MJ Roshier Pty Ltd	Hardware supplies	\$ 520.10
28/10/2014	811.66	Advanced Nursery	Hardware supplies	\$ 943.00
28/10/2014	811.75	Safety Zone Australia Pty Ltd	Plants	\$ 358.05
28/10/2014			Safety wear	\$

<u>Date</u>	<u>Payment Reference</u>	<u>Payee</u>	<u>Description</u>	<u>Amount</u>
28/10/2014	811.78	Roads 2000	SMA asphalt overlay Pearse St, Hawkstone, Bryan Way, Marmion St and Little Marine Pde	\$ 121,006.82
28/10/2014	811.809	Biara Conservation Services	Treat grass for weeds throughout Cott native garden and weed control various locations	\$ 3,872.00
28/10/2014	811.82	Civica Pty Ltd	Annual subscription eTutorials from July 14 - June 15	\$ 2,744.50
28/10/2014	811.84	West Australian Local Government Association	Licence fees etc	\$ 11,066.00
28/10/2014	811.85	Western Metropolitan Regional Council	Transfer station waste disposal	\$ 17,822.25
28/10/2014	811.87	Repco	Tyre repair materials	\$ 55.66
28/10/2014	811.89	Major Motors Pty Ltd	Service - 1DFQ064	\$ 1,759.12
28/10/2014	811.94	Insight CCS Pty Ltd	After hours answering service	\$ 487.01
28/10/2014	811.960	Data#3 Ltd	Microsoft software and licences	\$ 24,961.40
28/10/2014	811.963	Phonographic Performance Co of Australia	Licence fees	\$ 260.37
28/10/2014	811.986	Colleagues Printing Solutions	Parking/sign stickers	\$ 2,185.92
28/10/2014	811.998	Road Signs Australia Pty Ltd	8 pedestrian grab rails & 10 bus zone signs	\$ 836.00
29/10/2014	812.1774	Express Salary Packaging Pty Ltd	Payroll Deduction	\$ 866.35
29/10/2014	812.3	Department of Human Services	Payroll Deduction	\$ 214.80
29/10/2014	812.5	LGRCEU	Payroll Deduction	\$ 155.20
1/10/2014		Commonwealth Bank of Australia	Bank fees	\$ 1,200.60
2/10/2014		National Australia Bank	Transfer to Investment account	\$ 250,000.00
8/10/2014		Town of Cottesloe Staff	Staff payroll	\$ 85,697.01
9/10/2014		National Australia Bank	Transfer to Investment account	\$ 450,000.00
15/10/2014		National Australia Bank	Bank fees	\$ 86.08
15/10/2014		National Australia Bank	Bank fees	\$ 90.73
22/10/2014		Town of Cottesloe Staff	Staff payroll	\$ 84,268.24
31/10/2014		National Australia Bank	Bank fees	\$ 108.15
31/10/2014		National Australia Bank	Bank fees	\$ 253.10
31/10/2014		National Australia Bank	Bank fees	\$ 281.72
31/10/2014		National Australia Bank	Bank fees	\$ 379.67
Grand Total:				\$ 1,998,809.62

Pursuant to Regulation of 13(4) of the local Government (Financial Management) Regulations the total of all other outstanding accounts for payment as at the date of this payment listing being prepared is \$1,124,160.45

I hereby certify that the above schedule of accounts totalling \$1,998,809.62 as submitted to the Works & Corporate Services Committee meeting held on 18 November 2014

Signed (Chairperson of the Works & Corporate Services Committee)

TOWN OF COTTESLOE
RESERVES - CASH BACKED INVESTMENTS
FOR THE PERIOD ENDING 31 OCTOBER 2014

	2014-2015 ACTUAL \$	2014-2015 BUDGET \$
1 Area Improvement		
Purpose: To fund the cost of improving facilities within the Municipality.		
Opening Balance	34	-
Transfer to Reserves	0	-
Transfer from Reserves	-	-
	34	-
2 Waste Management Reserve		
Purpose: To fund the improvement, replacement and expansion of waste management plant, equipment, facilities and services.		
Opening Balance	-	10,053
Transfer to Reserves	-	2,627
Transfer from Reserves	-	-
Closing Balance	-	12,680
3 Parking Reserve		
Purpose: To set aside funds from developers for the development of parking facilities		
Opening Balance	10,024	14,845
Transfer to Reserves	87	520
Transfer from Reserves	-	-
Closing Balance	10,111	15,365
4 Leave Reserve		
Purpose: To set asides funds to assist with the funding of unexpected employee entitlements		
Opening Balance	175,249	174,514
Transfer to Reserves	1,520	6,108
Transfer from Reserves	-	-
Closing Balance	176,769	180,622
5 Civic Centre Reserve		
Purpose: To fund the cost of upgrading the civic centre.		
Opening Balance	342	1,410
Transfer to Reserves	3	42
Transfer from Reserves	-	(1,452)
Closing Balance	345	-
6 Property Reserve		
Purpose: To contribute towards future property construction/renewal.		
Opening Balance	378,993	310,441
Transfer to Reserves	3,286	13,410
Transfer from Reserves	-	-
Closing Balance	382,279	323,851

TOWN OF COTTESLOE
RESERVES - CASH BACKED INVESTMENTS
FOR THE PERIOD ENDING 31 OCTOBER 2014

	2014-2015 ACTUAL \$	2014-2015 BUDGET \$
7 Infrastructure Reserve		
Purpose: To contribute towards future infrastructure construction/renewal.		
Opening Balance	298,439	349,114
Transfer to Reserves	2,588	12,219
Transfer from Reserves	-	-
Closing Balance	<u>301,027</u>	<u>361,333</u>
8 Unspent Grants/Funds Reserve		
Purpose: To account for unspent grants/funds at year end		
Opening Balance	258	-
Transfer to Reserves	2	-
Transfer from Reserves	-	-
Closing Balance	<u>260</u>	<u>-</u>
9 Legal Reserve		
Purpose: To provide funds to provide for legal expenses		
Opening Balance	65,481	65,211
Transfer to Reserves	568	2,282
Transfer from Reserves	-	-
Closing Balance	<u>66,049</u>	<u>67,493</u>
10 Parking Facilities Reserve		
Purpose: To provide funds to provide for parking facilities		
Opening Balance	150,303	151,132
Transfer to Reserves	1,303	5,290
Transfer from Reserves	-	-
Closing Balance	<u>151,606</u>	<u>156,422</u>
11 Sustainability Reserve		
Purpose: To fund new or enhance existing Sustainability initiatives within the Town of Cottesloe		
Opening Balance	20,382	19,782
Transfer to Reserves	177	8,192
Transfer from Reserves	-	(5,000)
Closing Balance	<u>20,559</u>	<u>22,974</u>
11 Depot Funds Reserve		
Purpose: To fund the improvement of infrastructure within the suburb of Cottesloe		
Opening Balance	-	-
Transfer to Reserves	-	8,310,000
Transfer from Reserves	-	-
Closing Balance	<u>-</u>	<u>8,310,000</u>
Sub Total	<u>1,109,038</u>	<u>9,450,740</u>

TOWN OF COTTESLOE
RESERVES - CASH BACKED INVESTMENTS
FOR THE PERIOD ENDING 31 OCTOBER 2014

	2014-2015 ACTUAL \$	2014-2015 BUDGET \$
12 Combined Library Reserve		
Purpose: To fund improvements at the Library		
Opening Balance	83,441	-
Transfer to Reserves	-	-
Transfer from Reserves	-	-
	<u>83,441</u>	<u>-</u>
TOTAL RESERVES	<u><u>1,192,479</u></u>	<u><u>9,450,740</u></u>

TOWN OF COTTESLOE

INVESTMENTS

SCHEDULE OF INVESTMENTS HELD AS AT 31 OCTOBER 2014

BANK	RATE %	TERM	MATURITY DATE	MUNICIPAL INVESTMENTS	RESERVE FUND	COMMENTS
NATIONAL AUSTRALIA BANK	3.45%	90 DAYS	29-Dec-14	5,497.00		COTTESLOE PRIMARY SCHOOL
NATIONAL AUSTRALIA BANK	3.45%	90 DAYS	29-Dec-14	5,439.82		NORTH COTT PRIMARY SCHOOL
WESTPAC	3.37%	90 DAYS	9-Dec-14	400,000.00		TERM INVESTMENT
NATIONAL AUSTRALIA BANK	2.50%	30 DAYS	2-Nov-14	451,091.10		TERM INVESTMENT
NATIONAL AUSTRALIA BANK	3.50%	91 DAYS	2-Dec-14	470,000.00		TERM INVESTMENT
WESTPAC	3.60%	90 DAYS	28-Nov-14	475,000.00		TERM INVESTMENT
BANKWEST	3.40%	61 DAYS	17-Nov-14	774,537.85		TERM INVESTMENT
NATIONAL AUSTRALIA BANK	3.50%	89 DAYS	13-Nov-14	500,000.00		TERM INVESTMENT
COMMONWEALTH BANK OF AUSTRALIA	3.28%	90 DAYS	25-Nov-14	480,000.00		TERM INVESTMENT
COMMONWEALTH BANK OF AUSTRALIA	3.43%	182 DAYS	2-Feb-15	460,000.00		TERM INVESTMENT
BANKWEST	3.35%	63 DAYS	5-Nov-14	480,000.00		TERM INVESTMENT
WESTPAC	3.48%	90 DAYS	29-Dec-14		78,045.77	RESERVE FUND INVESTMENTS
BANKWEST	3.50%	90 DAYS	17-Dec-14		156,560.70	RESERVE FUND INVESTMENTS
COMMONWEALTH BANK OF AUSTRALIA	3.42%	120 DAYS	28-Jan-15		505,030.83	RESERVE FUND INVESTMENTS
NATIONAL AUSTRALIA BANK	3.50%	90 DAYS	10-Nov-14		369,400.51	RESERVE FUND INVESTMENTS
TOTAL				\$4,501,565.77	\$1,109,037.81	

BANK	\$	%
NATIONAL	\$1,801,428.43	32.11
WESTPAC	\$953,045.77	16.99
BANKWEST	\$1,411,098.55	25.15
COMMONWEALTH	\$1,445,030.83	25.76
TOTAL	\$5,610,603.58	100.00

TOWN OF COTTESLOE

LOANS

SCHEDULE OF LOANS HELD AS AT 31 OCTOBER 2014

BANK	REF NO.	RATE %	PERIOD	MATURITY DATE	BALANCE OWING	LAST INSTALMENT DATE	NEXT INSTALMENT DATE	CURRENT LIABILITY	NON-CURRENT LIABILITY	COMMENTS
WA TREASURY	104	5.85%	10 YEARS	20-Oct-14	\$0.00	21-Oct-14	0-Jan-00	\$0.00	\$0.00	COTTESLOE TENNIS CLUB
WA TREASURY	105	6.22%	15 YEARS	6-Oct-23	\$267,950.92	6-Oct-14	6-Apr-15	\$11,330.73	\$256,620.19	SEA VIEW GOLF CLUB
WA TREASURY	106	5.25%	10 YEARS	3-Apr-19	\$822,923.82	3-Oct-14	3-Apr-15	\$82,249.45	\$740,674.37	CAPITAL PROJECT - CIVIC CENTRE
WA TREASURY	107	6.51%	20 YEARS	16-Sep-29	\$4,235,486.78	16-Sep-14	16-Mar-15	\$85,409.63	\$4,150,077.15	CAPITAL PROJECT - JOINT LIBRARY
					<u>\$5,326,361.52</u>			<u>\$178,989.81</u>	<u>\$5,147,371.71</u>	
LOANS TO OTHER ENTITIES										
LOANS FOR TOC										
					\$267,950.92			\$11,330.73	\$256,620.19	
					\$5,058,410.60			\$167,659.08	\$4,890,751.52	
					<u>\$5,326,361.52</u>			<u>\$178,989.81</u>	<u>\$5,147,371.71</u>	

TOWN OF COTTESLOE

SUNDRY DEBTORS REPORT AS AT 31 OCTOBER 2014

<u>Debtor Number</u>	<u>Nature Of Debt</u>	<u>3+ Months</u>	<u>2+ Months</u>	<u>1+ Month</u>	<u>Current</u>	<u>Balance</u>	<u>Status</u>
403	Venue hire	\$ 8,920.00	\$ -	\$ -	\$ 890.00	\$ 9,810.00	Statement sent
442	Health fees	\$ 2,900.00	\$ -	\$ -	\$ -	\$ 2,900.00	Statement sent
13	Waste collection services	\$ 2,370.45	\$ -	\$ -	\$ -	\$ 2,370.45	Statement sent
49	Waste collection services	\$ 2,272.40	\$ -	\$ -	\$ 634.92	\$ 2,907.32	Agreement to pay
26	Waste collection services	\$ 1,950.00	\$ -	\$ -	\$ 539.76	\$ 2,489.76	Statement sent
366	Health fees	\$ 1,457.40	\$ -	\$ -	\$ -	\$ 1,457.40	Agreement to pay
498	Reinstatement charges	\$ 1,311.20	\$ -	\$ -	\$ -	\$ 1,311.20	Statement sent
451	Health fees	\$ 1,175.00	\$ -	\$ -	\$ -	\$ 1,175.00	Statement sent
293	Venue hire	\$ 950.00	\$ -	\$ -	\$ -	\$ 950.00	Statement sent
106	Health fees etc	\$ 880.00	\$ -	\$ -	\$ 89.96	\$ 969.96	Statement sent
128	Waste collection services	\$ 784.94	\$ -	\$ -	\$ 859.56	\$ 1,644.50	Statement sent
393	Health fees	\$ 515.00	\$ -	\$ -	\$ -	\$ 515.00	Statement sent
3	Waste collection services	\$ 512.76	\$ -	\$ -	\$ -	\$ 512.76	Statement sent
123	Waste collection services	\$ 229.98	\$ -	\$ -	\$ 124.93	\$ 354.91	Statement sent
454	Sale of old bins	\$ 159.78	\$ -	\$ -	\$ -	\$ 159.78	Statement sent
164	Waste collection services	\$ 148.72	\$ -	\$ -	\$ 159.90	\$ 308.62	Statement sent
507	Waste collection services	\$ 148.72	\$ -	\$ -	\$ 159.90	\$ 308.62	Statement sent
74	Waste collection services	\$ 114.99	\$ -	\$ -	\$ 124.93	\$ 239.92	Statement sent
481	Waste collection services	\$ 114.99	\$ -	\$ -	\$ 124.93	\$ 239.92	Statement sent
151	Rate rebates	\$ 44.95	\$ -	\$ -	\$ -	\$ 44.95	To be reconciled
152	Rate rebates	\$ 12.32	\$ -	\$ -	\$ -	\$ 12.32	To be reconciled
155	Miscellaneous	\$ 0.20	\$ -	\$ -	\$ -	\$ 0.20	Miscellaneous
518	Venue hire	\$ -	\$ 25.00	\$ -	\$ -	\$ 25.00	Statement sent
525	Reinstatement charges	\$ -	\$ -	\$ 368.68	\$ -	\$ 368.68	Paid 05-11-14
143	Grant funding	\$ -	\$ -	\$ -	\$ 62,700.00	\$ 62,700.00	Current
98000	Business Activity Statement	\$ -	\$ -	\$ -	\$ 10,883.65	\$ 10,883.65	Current
97	Waste collection services	\$ -	\$ -	\$ -	\$ 8,817.42	\$ 8,817.42	Current
42	Waste collection services	\$ -	\$ -	\$ -	\$ 3,918.20	\$ 3,918.20	Current

TOWN OF COTTESLOE

SUNDRY DEBTORS REPORT AS AT 31 OCTOBER 2014

<u>Debtor Number</u>	<u>Nature Of Debt</u>	<u>3+ Months</u>	<u>2+ Months</u>	<u>1+ Month</u>	<u>Current</u>	<u>Balance</u>	<u>Status</u>
311	Waste collection services	\$ -	\$ -	\$ -	\$ 3,218.28	\$ 3,218.28	Current
73	Waste collection services	\$ -	\$ -	\$ -	\$ 3,158.22	\$ 3,158.22	Current
86	Waste collection services	\$ -	\$ -	\$ -	\$ 3,079.70	\$ 3,079.70	Current
530	Waste collection services	\$ -	\$ -	\$ -	\$ 2,718.75	\$ 2,718.75	Current
18	Waste collection services	\$ -	\$ -	\$ -	\$ 2,428.66	\$ 2,428.66	Current
7	Waste collection services	\$ -	\$ -	\$ -	\$ 1,994.72	\$ 1,994.72	Current
529	Waste collection services	\$ -	\$ -	\$ -	\$ 1,769.04	\$ 1,769.04	Current
12	Waste collection services	\$ -	\$ -	\$ -	\$ 1,539.20	\$ 1,539.20	Current
440	Waste collection services	\$ -	\$ -	\$ -	\$ 1,249.30	\$ 1,249.30	Current
41	Waste collection services	\$ -	\$ -	\$ -	\$ 1,219.40	\$ 1,219.40	Current
43	Waste collection services	\$ -	\$ -	\$ -	\$ 1,099.28	\$ 1,099.28	Current
124	Waste collection services	\$ -	\$ -	\$ -	\$ 1,079.52	\$ 1,079.52	Current
245	Waste collection services	\$ -	\$ -	\$ -	\$ 1,069.38	\$ 1,069.38	Current
33	Waste collection services	\$ -	\$ -	\$ -	\$ 1,019.46	\$ 1,019.46	Current
113	Waste collection services	\$ -	\$ -	\$ -	\$ 910.00	\$ 910.00	Current
44	Waste collection services	\$ -	\$ -	\$ -	\$ 799.50	\$ 799.50	Current
95	Waste collection services	\$ -	\$ -	\$ -	\$ 789.62	\$ 789.62	Current
479	Waste collection services	\$ -	\$ -	\$ -	\$ 749.58	\$ 749.58	Current
115	Waste collection services	\$ -	\$ -	\$ -	\$ 729.56	\$ 729.56	Current
16	Waste collection services	\$ -	\$ -	\$ -	\$ 679.64	\$ 679.64	Current
298	Waste collection services	\$ -	\$ -	\$ -	\$ 679.64	\$ 679.64	Current
45	Waste collection services	\$ -	\$ -	\$ -	\$ 583.50	\$ 583.50	Current
130	Waste collection services	\$ -	\$ -	\$ -	\$ 574.73	\$ 574.73	Current
133	Waste collection services	\$ -	\$ -	\$ -	\$ 544.96	\$ 544.96	Current
40	Waste collection services	\$ -	\$ -	\$ -	\$ 539.76	\$ 539.76	Current
101	Waste collection services	\$ -	\$ -	\$ -	\$ 539.76	\$ 539.76	Current
55	Waste collection services	\$ -	\$ -	\$ -	\$ 499.72	\$ 499.72	Current
75	Waste collection services	\$ -	\$ -	\$ -	\$ 479.70	\$ 479.70	Current
444	Waste collection services	\$ -	\$ -	\$ -	\$ 455.00	\$ 455.00	Current

TOWN OF COTTESLOE

SUNDRY DEBTORS REPORT AS AT 31 OCTOBER 2014

<u>Debtor Number</u>	<u>Nature Of Debt</u>	<u>3+ Months</u>	<u>2+ Months</u>	<u>1+ Month</u>	<u>Current</u>	<u>Balance</u>	<u>Status</u>
491	Waste collection services	\$ -	\$ -	\$ -	\$ 455.00	\$ 455.00	Current
107	Waste collection services	\$ -	\$ -	\$ -	\$ 449.80	\$ 449.80	Current
78	Waste collection services	\$ -	\$ -	\$ -	\$ 429.78	\$ 429.78	Current
36	Waste collection services	\$ -	\$ -	\$ -	\$ 409.76	\$ 409.76	Current
47	Waste collection services	\$ -	\$ -	\$ -	\$ 374.79	\$ 374.79	Current
495	Waste collection services	\$ -	\$ -	\$ -	\$ 359.84	\$ 359.84	Current
514	Waste collection services	\$ -	\$ -	\$ -	\$ 359.84	\$ 359.84	Current
11	Waste collection services	\$ -	\$ -	\$ -	\$ 339.82	\$ 339.82	Current
34	Waste collection services	\$ -	\$ -	\$ -	\$ 339.82	\$ 339.82	Current
340	Waste collection services	\$ -	\$ -	\$ -	\$ 339.82	\$ 339.82	Current
448	Waste collection services	\$ -	\$ -	\$ -	\$ 319.80	\$ 319.80	Current
154	Waste collection services	\$ -	\$ -	\$ -	\$ 284.83	\$ 284.83	Current
29	Waste collection services	\$ -	\$ -	\$ -	\$ 269.88	\$ 269.88	Current
69	Waste collection services	\$ -	\$ -	\$ -	\$ 269.88	\$ 269.88	Current
81	Waste collection services	\$ -	\$ -	\$ -	\$ 269.88	\$ 269.88	Current
87	Waste collection services	\$ -	\$ -	\$ -	\$ 269.88	\$ 269.88	Current
21	Waste collection services	\$ -	\$ -	\$ -	\$ 249.86	\$ 249.86	Current
52	Waste collection services	\$ -	\$ -	\$ -	\$ 249.86	\$ 249.86	Current
59	Waste collection services	\$ -	\$ -	\$ -	\$ 249.86	\$ 249.86	Current
99	Waste collection services	\$ -	\$ -	\$ -	\$ 249.86	\$ 249.86	Current
125	Waste collection services	\$ -	\$ -	\$ -	\$ 249.86	\$ 249.86	Current
352	Waste collection services	\$ -	\$ -	\$ -	\$ 249.86	\$ 249.86	Current
117	Waste collection services	\$ -	\$ -	\$ -	\$ 229.84	\$ 229.84	Current
531	Waste collection services	\$ -	\$ -	\$ -	\$ 225.50	\$ 225.50	Current
4	Waste collection services	\$ -	\$ -	\$ -	\$ 214.89	\$ 214.89	Current
25	Waste collection services	\$ -	\$ -	\$ -	\$ 214.89	\$ 214.89	Current
453	Waste collection services	\$ -	\$ -	\$ -	\$ 214.89	\$ 214.89	Current
132	Waste collection services	\$ -	\$ -	\$ -	\$ 209.82	\$ 209.82	Current
20	Waste collection services	\$ -	\$ -	\$ -	\$ 182.20	\$ 182.20	Current

TOWN OF COTTESLOE

SUNDRY DEBTORS REPORT AS AT 31 OCTOBER 2014

<u>Debtor Number</u>	<u>Nature Of Debt</u>	<u>3+ Months</u>	<u>2+ Months</u>	<u>1+ Month</u>	<u>Current</u>	<u>Balance</u>	<u>Status</u>
63	Waste collection services	\$ -	\$ -	\$ -	179.92	\$ 179.92	Current
114	Waste collection services	\$ -	\$ -	\$ -	179.92	\$ 179.92	Current
121	Waste collection services	\$ -	\$ -	\$ -	179.92	\$ 179.92	Current
299	Waste collection services	\$ -	\$ -	\$ -	159.90	\$ 159.90	Current
424	Waste collection services	\$ -	\$ -	\$ -	159.90	\$ 159.90	Current
478	Waste collection services	\$ -	\$ -	\$ -	159.90	\$ 159.90	Current
19	Waste collection services	\$ -	\$ -	\$ -	124.93	\$ 124.93	Current
23	Waste collection services	\$ -	\$ -	\$ -	124.93	\$ 124.93	Current
35	Waste collection services	\$ -	\$ -	\$ -	124.93	\$ 124.93	Current
56	Waste collection services	\$ -	\$ -	\$ -	124.93	\$ 124.93	Current
62	Waste collection services	\$ -	\$ -	\$ -	124.93	\$ 124.93	Current
98	Waste collection services	\$ -	\$ -	\$ -	124.93	\$ 124.93	Current
116	Waste collection services	\$ -	\$ -	\$ -	124.93	\$ 124.93	Current
266	Waste collection services	\$ -	\$ -	\$ -	124.93	\$ 124.93	Current
315	Waste collection services	\$ -	\$ -	\$ -	124.93	\$ 124.93	Current
404	Waste collection services	\$ -	\$ -	\$ -	124.93	\$ 124.93	Current
416	Waste collection services	\$ -	\$ -	\$ -	124.93	\$ 124.93	Current
431	Waste collection services	\$ -	\$ -	\$ -	124.93	\$ 124.93	Current
30	Waste collection services	\$ -	\$ -	\$ -	89.96	\$ 89.96	Current
37	Waste collection services	\$ -	\$ -	\$ -	89.96	\$ 89.96	Current
53	Waste collection services	\$ -	\$ -	\$ -	89.96	\$ 89.96	Current
58	Waste collection services	\$ -	\$ -	\$ -	89.96	\$ 89.96	Current
92	Waste collection services	\$ -	\$ -	\$ -	89.96	\$ 89.96	Current
93	Waste collection services	\$ -	\$ -	\$ -	89.96	\$ 89.96	Current
94	Waste collection services	\$ -	\$ -	\$ -	89.96	\$ 89.96	Current
104	Waste collection services	\$ -	\$ -	\$ -	89.96	\$ 89.96	Current
105	Waste collection services	\$ -	\$ -	\$ -	89.96	\$ 89.96	Current
119	Waste collection services	\$ -	\$ -	\$ -	89.96	\$ 89.96	Current
163	Waste collection services	\$ -	\$ -	\$ -	89.96	\$ 89.96	Current

TOWN OF COTTESLOE

SUNDRY DEBTORS REPORT AS AT 31 OCTOBER 2014

<u>Debtor Number</u>	<u>Nature Of Debt</u>	<u>3+ Months</u>	<u>2+ Months</u>	<u>1+ Month</u>	<u>Current</u>	<u>Balance</u>	<u>Status</u>
261	Waste collection services	\$ -	\$ -	\$ -	\$ 89.96	\$ 89.96	Current
287	Waste collection services	\$ -	\$ -	\$ -	\$ 89.96	\$ 89.96	Current
300	Waste collection services	\$ -	\$ -	\$ -	\$ 89.96	\$ 89.96	Current
347	Waste collection services	\$ -	\$ -	\$ -	\$ 89.96	\$ 89.96	Current
351	Waste collection services	\$ -	\$ -	\$ -	\$ 89.96	\$ 89.96	Current
407	Waste collection services	\$ -	\$ -	\$ -	\$ 89.96	\$ 89.96	Current
410	Waste collection services	\$ -	\$ -	\$ -	\$ 89.96	\$ 89.96	Current
417	Waste collection services	\$ -	\$ -	\$ -	\$ 89.96	\$ 89.96	Current
429	Waste collection services	\$ -	\$ -	\$ -	\$ 89.96	\$ 89.96	Current
445	Waste collection services	\$ -	\$ -	\$ -	\$ 89.96	\$ 89.96	Current
496	Waste collection services	\$ -	\$ -	\$ -	\$ 89.96	\$ 89.96	Current
502	Waste collection services	\$ -	\$ -	\$ -	\$ 89.96	\$ 89.96	Current
39	Waste collection services	\$ -	\$ -	\$ -	\$ 86.49	\$ 86.49	Current
504	Waste collection services	\$ -	\$ -	\$ -	\$ 34.97	\$ 34.97	Current
109	Waste collection services	\$ -	\$ -	\$ -	\$ 27.68	\$ 27.68	Current
90	Waste collection services	\$ 81.25	\$ -	\$ -	\$ 89.96	\$ 8.71	Current
186	Miscellaneous	\$ 0.01	\$ -	\$ -	\$ -	\$ 0.01	Current
		=====	=====	=====	=====	=====	
		\$ 26,892.55	\$ 25.00	\$ 368.68	\$ 139,586.05	\$ 166,872.28	



Rates and Charges Analysis

For Financial Year 2015 Period 4 ,as at 3/11/2014

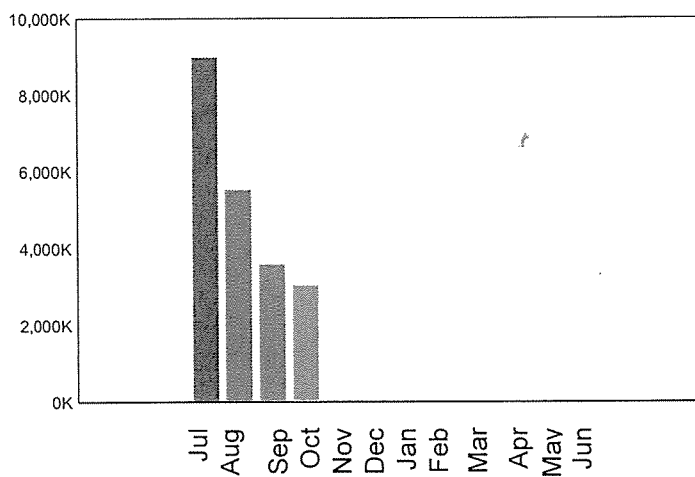
Amounts Levied and Outstanding

<u>Rate or Charge Type</u>	<u>Amount Levied This Year</u>	<u>Total Balance Outstanding</u>
GRV General Rate	8,845,559.03	2,417,740.19
Additional Bin	83,926.28	30,380.41
Credit Balances	0.00	-16,072.20
Swimming Pool	8,208.75	3,722.50
ESL Category 1	1,317,701.30	549,747.31
ESL Category 5	0.00	4.05
Instalment Fees	15,958.80	15,716.40
Instalment PreInterest	34,858.74	34,439.29
	10,306,212.90	3,035,677.95

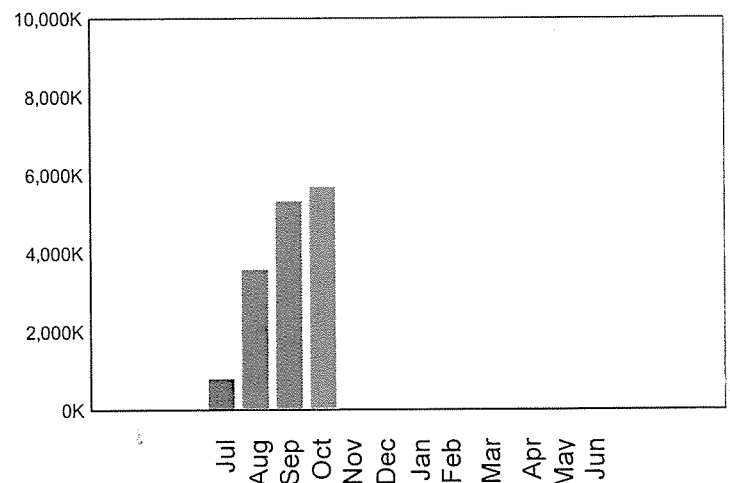
Analysis of Outstanding Balance

<u>Bfwd At 1 July</u>	<u>Levied YTD</u>	<u>Rebated</u>	<u>Receipted</u>	<u>Other Trans</u>	<u>Balance</u>
260,702.06	10,306,212.90	-586,659.44	-6,959,878.77	15,301.20	3,035,677.95
<u>Current</u>	<u>Arrears</u>	<u>Interest</u>	<u>Legal</u>	<u>Deferred</u>	<u>Balance</u>
2,759,965.32	49,237.28	25,393.02	6,083.61	194,998.72	3,035,677.95

Total Balance Outstanding By Month



YTD Collections By Month



Analysis of Assessments

Number of assessments	3,816
Number of assessments paid in full	2,110
Number of assessments with a balance outstanding	1,704
Number of assessments with arrears	288
Number of assessments on instalments	1,210
Number of assessments with pensioners or seniors	936
Number of assessments with deferred rates	30
Number of assessments with no payment yet	243

TOWN OF COTTESLOE

**CAPITAL WORKS PROGRAMME
FOR THE PERIOD ENDED 1 JULY 2014 TO 31 OCTOBER 2014**

	2013-2014 YTD ACTUAL \$	2013-2014 YTD BUDGET \$	2013-2014 BUDGET \$	Variances Budget to YTD Actual \$	Variances Budget to YTD Actual %
LAND DEVELOPMENT					
3.4120.2 Old Depot Site	13,610	0	0	13,610	100%
CARPARK CONSTRUCTION					
5.1171.2 Seaview Golf Course	39,718	0	0	39,718	100%
DRAINAGE CONSTRUCTION					
10.9000.2 Cottesloe various	24,305	6,714	20,150	17,591	72%
FOOTPATH CONSTRUCTION					
15.1016.2 Barsden Street	(2,500)	0	0	(2,500)	
15.1030.2 Broome Street	20,129	0	22,550	20,129	100%
15.1058.2 Elizabeth Street	0	0	12,250	0	
15.1062.2 Federal Street	2,142	0	2,250	2,142	100%
15.1116.2 Lyons Street	28,417	0	42,350	28,417	100%
15.1126.2 Marine Parade	0	0	33,050	0	
15.1128.2 Marmion Street	5,976	0	7,250	5,976	100%
15.1166.2 Salisbury Street	0	0	17,250	0	
15.1204.2 Windsor Street	0	0	7,750	0	
15.9000.5 DSAC Capital Works	1,180	0	30,200	1,180	
15.9000.2 Bike Plan Works	0	0	50,350	0	

TOWN OF COTTESLOE

CAPITAL WORKS PROGRAMME
FOR THE PERIOD ENDED 1 JULY 2014 TO 31 OCTOBER 2014

	2013-2014 YTD ACTUAL	2013-2014 YTD BUDGET	2013-2014 BUDGET	Variances Budget to YTD Actual	Variances Budget to YTD Actual
	\$	\$	\$	\$	%
IRRIGATION CONSTRUCTION					
Cottesloe, various	3,365	13,552	30,800	(10,187)	(303%)
PARKS AND RESERVES CONSTRUCTION					
Playgrounds various	7,745	10,122	30,350	(2,377)	(31%)
Cottesloe Natural Area Upgrade	6,152	5,336	16,000	816	13%
PROPERTY CONSTRUCTION					
Seaview Golf Course Clubhouse	54,726	0	0	54,726	100%
Civic Centre Building	5,403	0	0	5,403	100%
Civic Centre Lesser Hall Stage 1	0	26,720	80,150	(26,720)	100%
The Grove Library	2,806	0	0	0	4%
Civic Centre Grounds Restoration	69,502	66,800	200,350	2,702	
LANEWAY CONSTRUCTION					
	0	0	72,700	0	

TOWN OF COTTESLOE

CAPITAL WORKS PROGRAMME
FOR THE PERIOD ENDED 1 JULY 2014 TO 31 OCTOBER 2014

	2013-2014 YTD ACTUAL	2013-2014 YTD BUDGET	2013-2014 BUDGET	Variances Budget to YTD Actual	Variances Budget to YTD Actual
	\$	\$	\$	\$	%
ROAD CONSTRUCTION/ REHABILITATION					
40.1032.2 Bryan Way	13,890	0	10,350	13,890	100%
40.1046.2 Congdon Street	0	0	98,250	0	
40.1049.2 Beach Access Road	0	0	20,100	0	
40.1092.2 Hawkstone Street	16,030	0	12,050	16,030	100%
40.1112.2 Little Marine Parade	20,763	0	36,850	20,763	100%
40.1128.2 Marmion Street	33,189	0	100,750	33,189	100%
40.1148.2 Pearse Street	26,484	0	22,250	26,484	100%
BLACKSPOT CONTRUCTION					
41.1048.2 Curtin Avenue	17,427	0	0	17,427	100%
41.9000.2 Speed and Safety	3,188	0	0	3,188	100%
MISCELLANEOUS INFRASTRUCTURE					
43.6080.2 Viewing Tower	(9,940)	0	0	(9,940)	
43.9000.2.57 Sculpture	40	0	70,000	40	100%

TOWN OF COTTESLOE

CAPITAL WORKS PROGRAMME
FOR THE PERIOD ENDED 1 JULY 2014 TO 31 OCTOBER 2014

	2013-2014 YTD ACTUAL	2013-2014 YTD BUDGET	2013-2014 BUDGET	Variations Budget to YTD Actual	Variations Budget to YTD Actual
	\$	\$	\$	\$	%
STREETSCAPE INFRASTRUCTURE					
42.1176.2	0	6,664	20,000	(6,664)	
43.6080.2	0	10,000	30,000	(10,000)	
42.8999.2	53,409	120,020	360,000	(66,611)	(125%)
42.9000.2	0	16,668	50,000	(16,668)	
PLANT & VEHICLES					
47.9000.2.57	36,008	36,000	36,000	8	0%
47.9000.2.57	35,413	36,000	36,000	(587)	(2%)
47.9000.2.57	0	0	36,000	0	
47.9000.2.57	0	35,000	35,000	(35,000)	
47.9000.2.57	0	0	60,000	0	
47.9000.2.57	0	0	90,000	0	
47.9000.2.57	24,550	0	25,000	24,550	100%
47.9000.2.57	6,053	0	8,500	6,053	100%
47.9000.2.57	2,472	0	2,400	2,472	100%
47.9000.2.57	0	1,600	1,600	(1,600)	
47.9000.2.57	1,040	3,200	3,200	(2,160)	(208%)
47.9000.2.57	3,102	3,600	3,600	(498)	(16%)
47.9000.2.57	2,120	2,400	2,400	(280)	(13%)
47.9000.2.57	1,957	0	0	0	100%
47.9000.2.57	6,200	0	0	0	100%

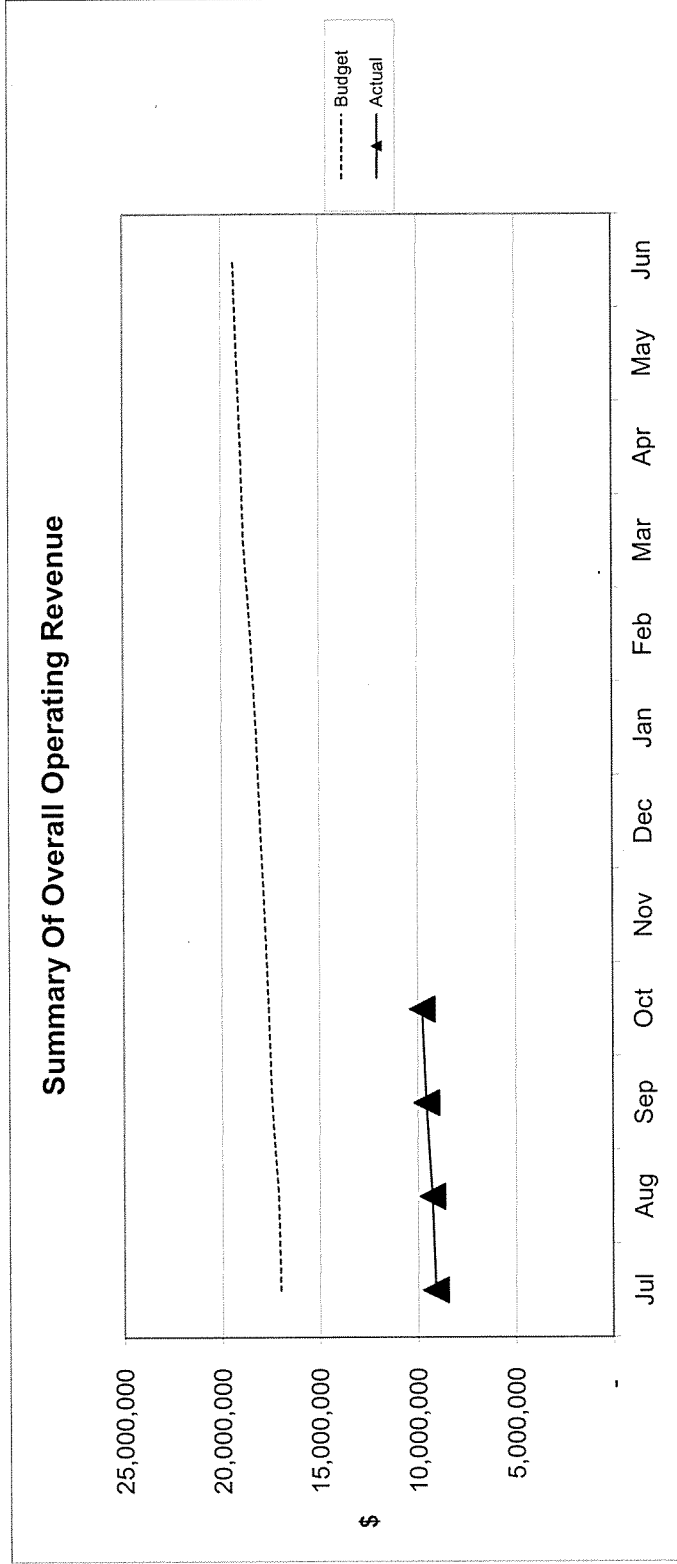
TOWN OF COTTESLOE

CAPITAL WORKS PROGRAMME
FOR THE PERIOD ENDED 1 JULY 2014 TO 31 OCTOBER 2014

	2013-2014 YTD ACTUAL	2013-2014 YTD BUDGET	2013-2014 BUDGET	Variances Budget to YTD Actual	Variances Budget to YTD Actual
	\$	\$	\$	\$	%
IT, OFFICE EQUIPMENT & FURNITURE					
49.9000.2.57 Desktop Device Replacement	0	0	3,818	0	
49.9000.2.57 Mobile Device Replacement	0	0	2,836	0	
49.9000.2.57 Server Upgrades	0	12,220	30,000	(12,220)	
49.9000.2.50 Software Development	0	0	0	0	
TOTAL	576,071	412,616	1,882,704	152,492	28%

TOWN OF COTTESLOE

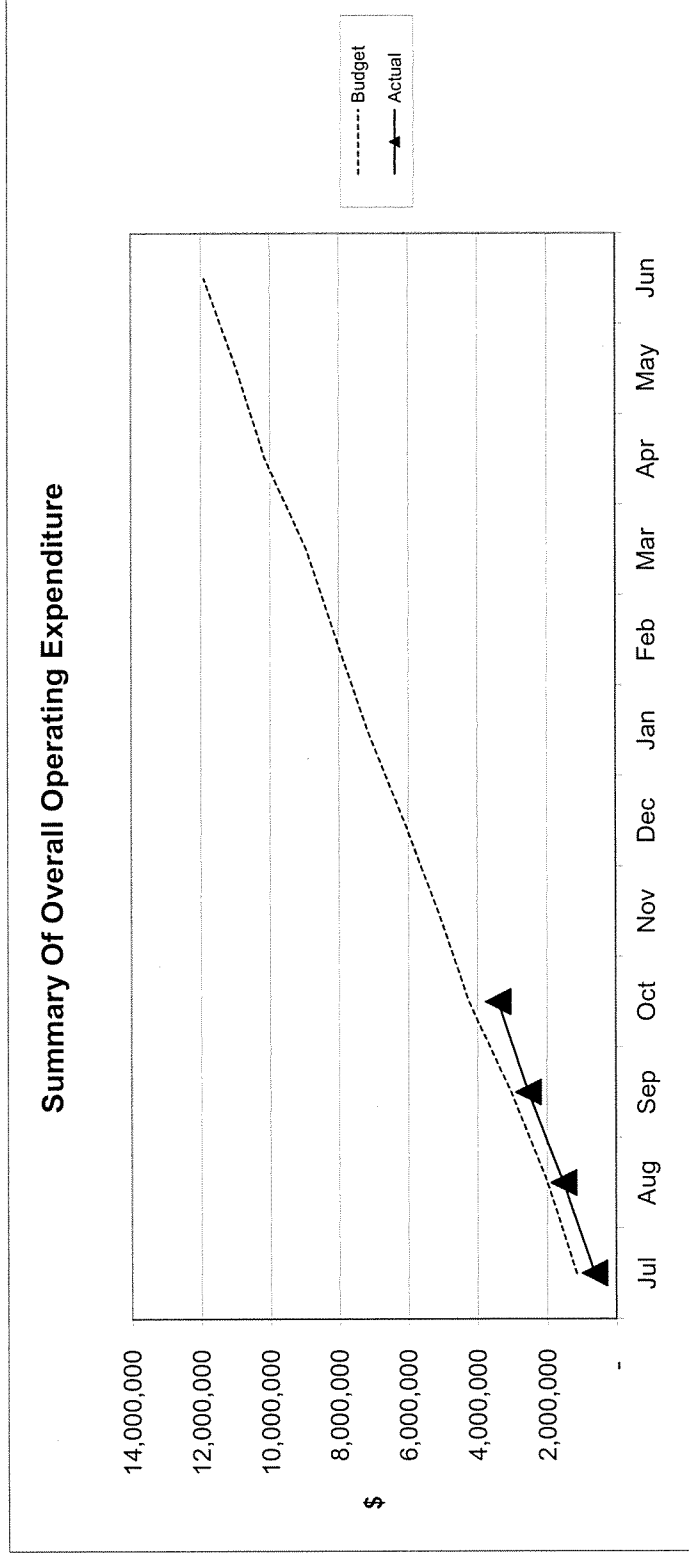
GRAPHICAL SUMMARY OF REVENUE, EXPENDITURE AND NET POSITION FOR 2014 - 2015 FOR THE PERIOD ENDED 1 JULY 2014 TO 31 OCTOBER 2014



TOWN OF COTTESLOE

GRAPHICAL SUMMARY OF REVENUE, EXPENDITURE AND NET POSITION FOR 2014 - 2015

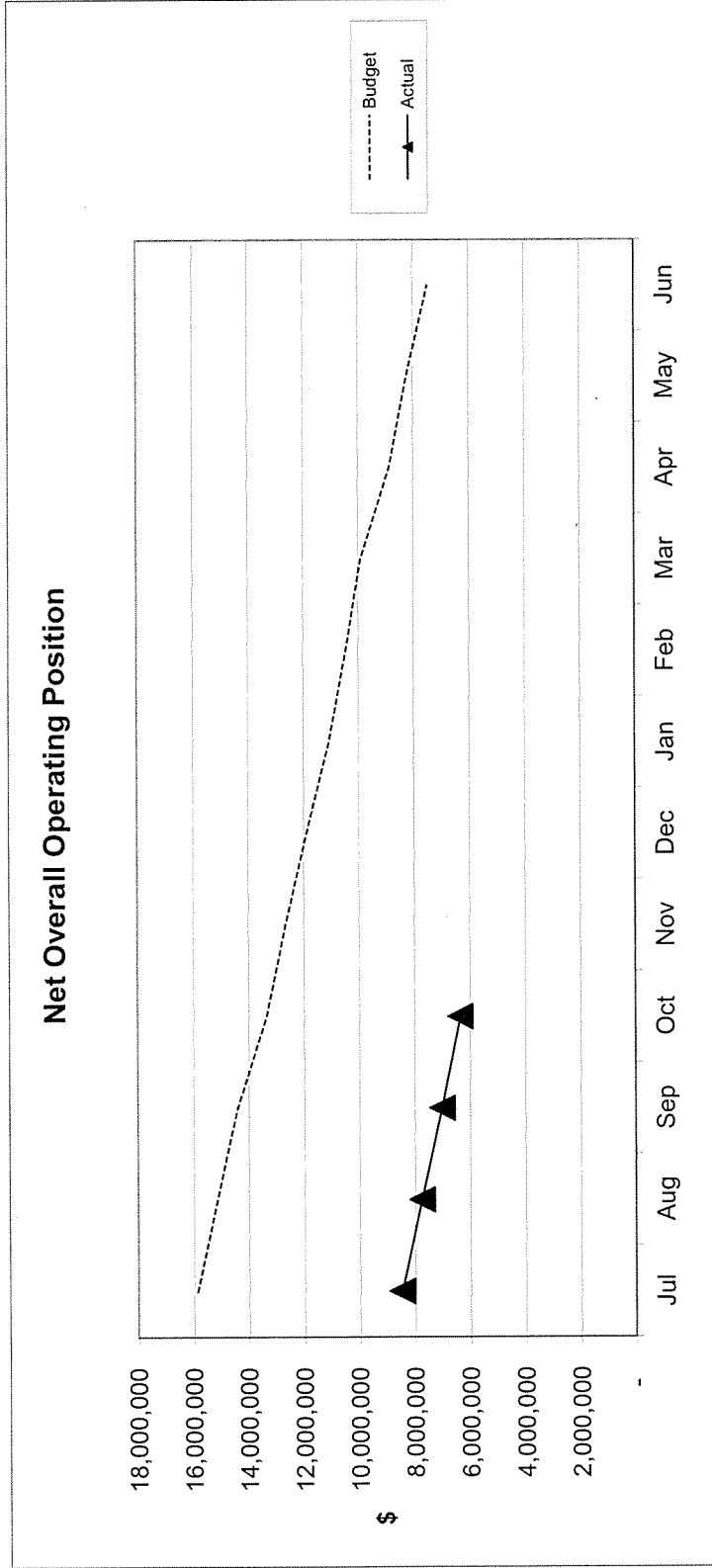
FOR THE PERIOD ENDED 1 JULY 2014 TO 31 OCTOBER 2014



TOWN OF COTTESLOE

GRAPHICAL SUMMARY OF REVENUE, EXPENDITURE AND NET POSITION FOR 2014 - 2015

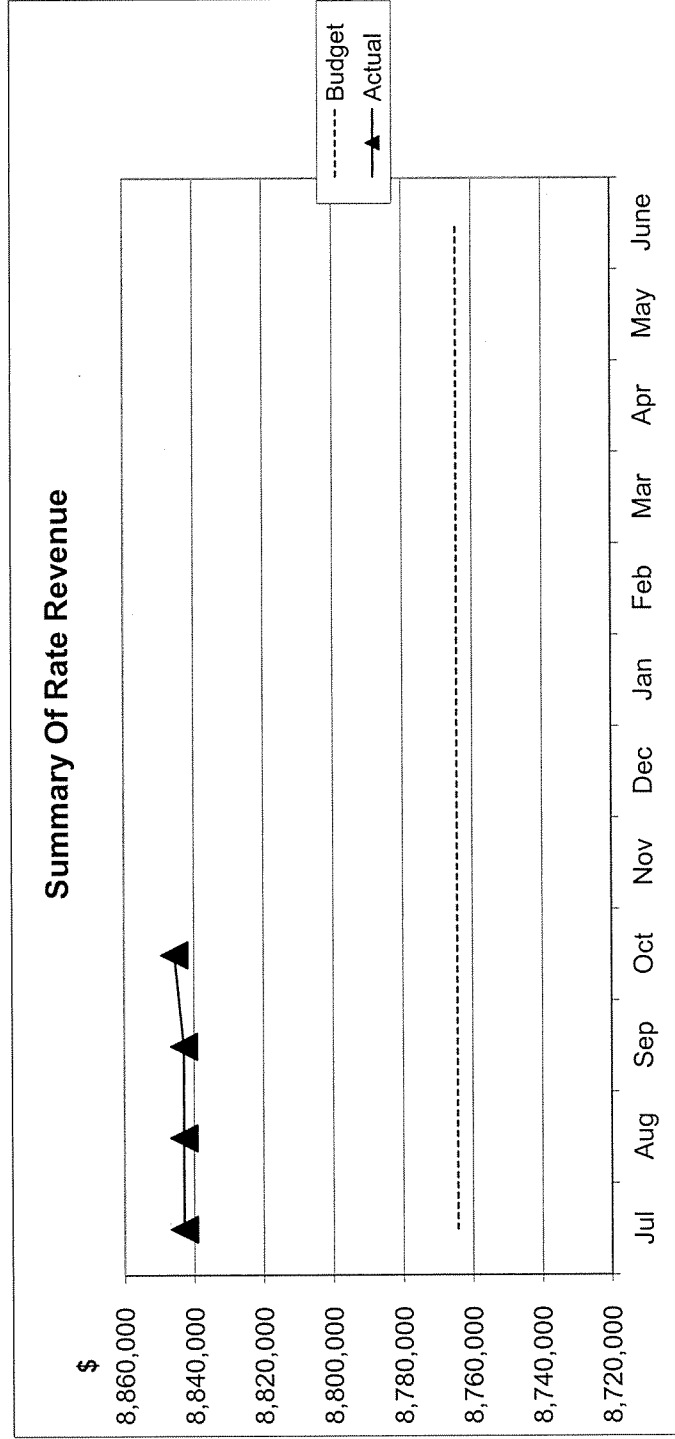
FOR THE PERIOD ENDED 1 JULY 2014 TO 31 OCTOBER 2014



TOWN OF COTTESLOE

GRAPHICAL SUMMARY BY NATURE & TYPE FOR 2014 - 2015

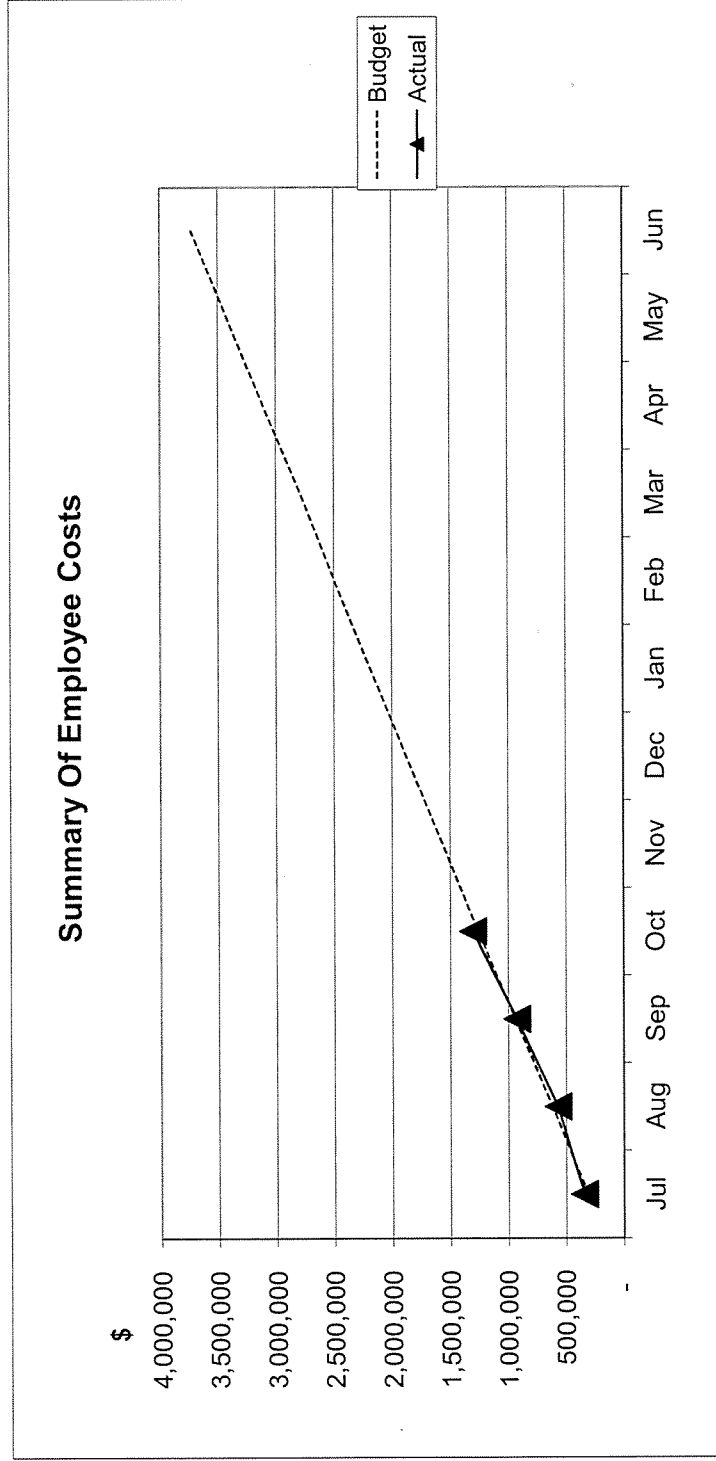
FOR THE PERIOD ENDED 1 JULY 2014 TO 31 OCTOBER 2014



TOWN OF COTTESLOE

GRAPHICAL SUMMARY BY NATURE & TYPE FOR 2014 - 2015

FOR THE PERIOD ENDED 1 JULY 2014 TO 31 OCTOBER 2014



TOWN OF COTTESLOE

GRAPHICAL SUMMARY BY NATURE & TYPE FOR 2014 - 2015

FOR THE PERIOD ENDED 1 JULY 2014 TO 31 OCTOBER 2014

