


# TOWN OF COTTESLOE



## FINANCIAL STATEMENTS

FOR THE PERIOD 1 JULY 2013 TO 28 FEBRUARY 2014

PRESENTED TO THE WORKS AND CORPORATE SERVICES  
COMMITTEE ON 18 MARCH 2014

# TOWN OF COTTESLOE

## FINANCIAL STATEMENTS

FOR THE PERIOD 1 JULY 2013 TO 28 FEBRUARY 2014

### TABLE OF CONTENTS

Statement of Financial Activity	1
Operating Statement By Program	2
Operating Statement By Nature & Type	3
Balance Sheet	4 - 5
Surplus/(Deficit Position)	6
Variance Analysis	7 - 10
Other Information	
- List of Payments	11 - 17
- Reserves	18 - 19
- Investments	20
- Loans	21
- Sundry Debtors	22 - 23
- Rates Analysis	24
- Capital Works Programme	25 - 28
- Graphs	29 - 34

**TOWN OF COTTESLOE**

**STATEMENT OF FINANCIAL ACTIVITY**

**FOR THE PERIOD ENDED 1 JULY 2013 TO 28 FEBRUARY 2014**

	2013-2014 YTD Actual \$	2013-2014 YTD Budget \$	2013-2014 Budget \$	Variances YTD Actual to YTD Budget \$	Variances YTD Actual to YTD Budget %
<b>Operating Revenue</b>					
General Purpose Funding	337,434	267,935	394,939	69,499	26%
Governance	62,486	47,502	53,750	14,984	32%
Law, Order and Public Safety	24,427	10,731	15,100	13,696	128%
Health	72,816	73,546	78,710	(730)	(1%)
Education and Welfare	16,149	16,794	30,500	(645)	(4%)
Community Amenities	375,663	312,401	469,005	63,262	20%
Recreation and Culture	164,475	183,099	352,842	(18,624)	(10%)
Transport	907,588	805,103	1,149,900	102,485	13%
Economic Services	147,797	81,807	122,700	65,990	81%
Other Property and Services	13,440	14,334	21,500	(894)	(6%)
<b>Total Operating Revenue</b>	<b>2,122,275</b>	<b>1,813,252</b>	<b>2,688,946</b>	<b>309,023</b>	<b>17%</b>
<b>Operating Expenditure</b>					
General Purpose Funding	(163,518)	(167,492)	(243,477)	3,974	2%
Governance	(474,751)	(513,995)	(680,642)	39,244	8%
Law, Order and Public Safety	(173,931)	(187,849)	(276,161)	13,918	7%
Health	(133,975)	(163,855)	(245,751)	29,880	18%
Education and Welfare	(167,352)	(170,656)	(227,957)	3,304	2%
Community Amenities	(2,064,741)	(2,028,668)	(3,105,326)	(36,073)	(2%)
Recreation and Culture	(2,066,180)	(2,305,147)	(3,406,001)	238,967	10%
Transport	(1,987,232)	(1,883,333)	(2,878,042)	(103,899)	(6%)
Economic Services	(237,133)	(292,576)	(392,524)	55,443	19%
Other Property and Services	(37,227)	(17,330)	(16,068)	(19,897)	(115%)
<b>Total Operating Expenditure</b>	<b>(7,506,040)</b>	<b>(7,730,901)</b>	<b>(11,471,949)</b>	<b>224,861</b>	<b>3%</b>
<b>Adjustments for Non Cash</b>					
(Profit)/Loss on Asset Disposal	43,161	0	0	43,161	
Movement in Deferred Pensioners	21,482	0	0	21,482	
Movement in Employee Benefit Provisions	55,437	0	0	55,437	
Depreciation	1,347,790	1,387,246	2,080,737	(39,456)	(3%)
<b>Total Adjustments for Non Cash</b>	<b>1,467,870</b>	<b>1,387,246</b>	<b>2,080,737</b>	<b>80,624</b>	<b>6%</b>
<b>Capital Expense and Revenue</b>					
Additions - Furniture & Equipment	(117,450)	(97,349)	(146,014)	(20,101)	(21%)
Additions - Land & Buildings	(132,646)	(258,174)	(331,500)	125,528	49%
Additions - Plant & Equipment	(306,809)	(357,500)	(357,500)	50,691	14%
Additions - Roads	(245,886)	(256,800)	(641,800)	10,914	4%
Additions - Car Parks	(198,295)	(204,000)	(204,000)	5,705	3%
Additions - Footpaths	(385,335)	(514,155)	(514,155)	128,820	25%
Additions - Drainage	(6,000)	(6,667)	(10,000)	667	10%
Additions - Parks & Reserves	(15,411)	(40,003)	(45,000)	24,592	61%
Additions - Miscellaneous	(60,145)	(82,000)	(202,000)	21,855	27%
Additions - Street Furniture	(139,843)	0	0	(139,843)	0%
Additions - Right of Ways	(39,866)	(81,200)	(81,200)	41,334	51%
Additions - Irrigation	(1,206)	(13,334)	(20,000)	12,128	91%
Proceeds from Disposal of Assets	159,598	179,750	179,750	(20,152)	11%
Proceeds from New Loans	0	0	0	0	0%
Principal Repayments/Disbursements	(176,223)	(176,223)	(357,642)	0	0%
Self Supporting Principal Repayments	22,541	22,541	45,755	0	0%
Transfer from Reserves	207,323	369,323	379,323	(162,000)	44%
Transfer to Reserves	(44,318)	(45,812)	(58,782)	1,494	3%
<b>Total Capital Expense and Revenue</b>	<b>(1,479,971)</b>	<b>(1,561,603)</b>	<b>(2,364,765)</b>	<b>81,632</b>	<b>5%</b>
Opening Surplus / (Deficit)	1,005,515	643,339	643,339	362,176	56%
Closing Surplus / (Deficit)	4,106,610	2,975,025	0	1,131,585	38%
<b>AMOUNT REQUIRED FROM RATES</b>	<b>(8,496,961)</b>	<b>(8,423,692)</b>	<b>(8,423,692)</b>	<b>(73,269)</b>	<b>(1%)</b>

**TOWN OF COTTESLOE**

**OPERATING STATEMENT BY PROGRAM**

**FOR THE PERIOD ENDED 1 JULY 2013 TO 28 FEBRUARY 2014**

	2013-2014 Actual \$	2013-2014 YTD Budget \$	2013-2014 Budget \$	Variances Budget to YTD Actual \$	Variances Budget to YTD Actual %
<b>Revenue from Ordinary Activities</b>					
General Purpose Funding	8,834,395	8,691,629	8,818,633	142,766	2%
Governance	62,486	47,502	53,750	14,984	32%
Law, Order and Public Safety	24,427	10,731	15,100	13,696	128%
Health	72,816	73,546	78,710	(730)	(1%)
Education and Welfare	16,149	16,794	30,500	(645)	2,137%
Community Amenities	375,663	312,401	469,005	63,262	(48%)
Recreation and Culture	162,780	183,099	352,842	(20,319)	222%
Transport	590,052	313,103	550,900	276,949	(53%)
Economic Services	147,797	81,807	122,700	65,990	(84%)
Other Property and Services	13,440	14,334	21,500	(894)	(6%)
<b>Total Operating Revenue</b>	<b>10,300,005</b>	<b>9,744,946</b>	<b>10,513,640</b>	<b>555,059</b>	<b>6%</b>
<b>Expenses from Ordinary Activities</b>					
General Purpose Funding	(163,518)	(167,492)	(243,477)	3,974	2%
Governance	(466,473)	(513,331)	(679,642)	46,858	9%
Law, Order and Public Safety	(173,931)	(187,849)	(276,161)	13,918	7%
Health	(133,975)	(163,855)	(245,751)	29,880	18%
Education and Welfare	(167,352)	(170,656)	(227,957)	3,304	2%
Community Amenities	(2,058,490)	(2,028,668)	(3,105,326)	(29,822)	(1%)
Recreation and Culture	(1,808,880)	(2,061,276)	(3,040,209)	252,396	12%
Transport	(1,983,891)	(1,883,333)	(2,878,044)	(100,558)	(5%)
Economic Services	(237,133)	(292,576)	(392,524)	55,443	19%
Other Property and Services	(20,168)	(17,330)	(16,068)	(2,838)	(16%)
<b>Total Operating Expenditure</b>	<b>(7,213,811)</b>	<b>(7,486,366)</b>	<b>(11,105,159)</b>	<b>272,555</b>	<b>4%</b>
<b>Borrowing Costs</b>					
Governance	0	(664)	(1,000)	664	100%
Recreation and Culture	(243,834)	(243,871)	(365,792)	37	0%
<b>Total Borrowing Costs</b>	<b>(243,834)</b>	<b>(244,535)</b>	<b>(366,792)</b>	<b>701</b>	<b>0%</b>
<b>Grants/Contributions for Asset Development</b>					
Transport	314,000	492,000	599,000	(178,000)	(36%)
<b>Total Grants/Contributions for Asset Development</b>	<b>314,000</b>	<b>492,000</b>	<b>599,000</b>	<b>(178,000)</b>	<b>(36%)</b>
<b>Profit/ (Loss) on Asset Disposal</b>					
Governance	(8,278)	0	0	(8,278)	
Community Amenities	(6,251)	0	0	(6,251)	
Recreation and Culture	(11,771)	0	0	(11,771)	
Transport	196	0	0	196	
Other Property and Services	(17,058)	0	0	(17,058)	
<b>Total Profit/ (Loss) on Asset Disposal</b>	<b>(43,162)</b>	<b>0</b>	<b>0</b>	<b>(43,162)</b>	
<b>NET PROFIT OR LOSS</b>	<b>3,113,198</b>	<b>2,506,045</b>	<b>(359,311)</b>	<b>607,153</b>	<b>(24%)</b>

# TOWN OF COTTESLOE

## OPERATING STATEMENT BY NATURE & TYPE

FOR THE PERIOD ENDED 1 JULY 2013 TO 28 FEBRUARY 2014

	2013-2014 YTD Actual \$	2013-2014 YTD Budget \$	2013-2014 Adopted Budget \$	Variances Budget to Actual YTD \$	Variances Budget to Actual YTD %
<b>Operating Revenue</b>					
Rates	8,496,961	8,423,694	8,423,694	73,267	1%
Grants - Operating	116,767	120,427	158,289	(3,660)	(3%)
Fees & Charges	1,322,882	886,484	1,432,180	436,398	49%
Interest Earnt	199,077	134,075	219,500	65,002	48%
Other Revenue	164,319	180,266	279,977	(15,947)	(9%)
<b>Total Operating Revenue</b>	<b>10,300,006</b>	<b>9,744,946</b>	<b>10,513,640</b>	<b>555,060</b>	<b>6%</b>
<b>Operating Expenditure</b>					
Employee Costs	(2,298,127)	(2,355,699)	(3,649,000)	57,572	2%
Contractors and Materials	(3,044,593)	(2,732,064)	(4,000,000)	(312,529)	(11%)
Depreciation	(1,347,790)	(1,387,246)	(2,080,737)	39,456	3%
Insurance	(186,646)	(176,555)	(174,856)	(10,091)	(6%)
Interest Expense	(243,834)	(244,535)	(366,792)	701	0%
Utility Costs	(165,526)	(214,123)	(335,000)	48,597	23%
Other Expenses	(171,131)	(620,679)	(865,566)	449,548	72%
<b>Total Operating Expenditure</b>	<b>(7,457,647)</b>	<b>(7,730,901)</b>	<b>(11,471,951)</b>	<b>273,254</b>	<b>4%</b>
Grants/Contributions - Non Operating	314,000	492,000	599,000	(178,000)	(36%)
Profit on Asset Disposals	5,231	0	0	5,231	
Loss on Asset Disposals	(48,392)	0	0	(48,392)	
<b>NET PROFIT OR LOSS</b>	<b>3,113,198</b>	<b>2,506,045</b>	<b>(359,311)</b>	<b>607,153</b>	<b>24%</b>

# TOWN OF COTTESLOE

## STATEMENT OF FINANCIAL POSITION

FOR THE PERIOD 1 JULY 2013 TO 28 FEBRUARY 2014

		2013-2014 YTD Actual	2012-2013 YTD Actual	2012-2013 Actual
<b>CURRENT ASSETS</b>				
Receivables				
	Rates	1,115,120	1,030,862	56,450
	Sundry Debtors	49,450	102,632	173,128
	Accrued Income	44,896	29,306	19,329
	Self Supporting Loans	23,213	21,888	45,755
	Other	20	(1,665)	0
Inventories				
	Stock - Books	41,524	46,125	41,554
Cash Assets				
	Municipal Account	40,924	69,576	61,590
	Till Floats	700	700	370
	Investment Account	607,470	622,112	24,588
	Term Investments	3,305,756	3,411,500	1,503,782
	Restricted - Reserves	1,134,383	895,696	1,297,386
	Restricted - Trust	599,346	572,663	599,426
		<hr/>	<hr/>	<hr/>
<b>TOTAL CURRENT ASSETS</b>		<b>6,962,802</b>	<b>6,801,395</b>	<b>3,823,358</b>
<b>CURRENT LIABILITIES</b>				
Payables		602,292	544,342	166,512
Payable Trust		660,700	622,973	604,125
Accrued Expenses		442,798	315,328	704,064
Interest Bearing Liabilities		181,419	171,178	357,642
Provisions		628,323	478,019	584,942
		<hr/>	<hr/>	<hr/>
<b>TOTAL CURRENT LIABILITIES</b>		<b>2,515,532</b>	<b>2,131,840</b>	<b>2,417,285</b>
<b>NON CURRENT ASSETS</b>				
Receivables				
	Deferred Rates & ESL	177,114	202,338	198,596
	Self Supporting Loans	291,857	337,611	291,857
Property Plant and Equipment				
	Furniture and Equipment	415,122	334,488	384,382
	Land and Buildings	14,641,899	11,999,683	12,097,990
	Plant and Equipment	717,041	572,659	754,885
	Equity Investments	1,055,826	1,213,798	1,055,450
Infrastructure				
	Roads	6,506,422	6,837,898	6,801,575
	Car Parks	767,638	14,692	519,473
	Footpaths	1,964,131	1,731,660	1,703,630
	Drainage	3,383,711	3,478,704	3,447,027
	Parks and Reserves	148,827	149,868	166,879
	Miscellaneous	653,340	657,111	705,554
	Street Furniture	336,484	216,978	214,356
	Right of Ways	233,115	200,140	198,170
	Irrigation	269,718	308,212	285,727
		<hr/>	<hr/>	<hr/>
<b>TOTAL NON CURRENT ASSETS</b>		<b>31,562,245</b>	<b>28,255,840</b>	<b>28,825,551</b>
<b>NON CURRENT LIABILITIES</b>				
Interest Bearing Liabilities		5,513,130	5,870,772	5,513,130
Provisions		69,508	66,507	64,648
		<hr/>	<hr/>	<hr/>
<b>TOTAL NON CURRENT LIABILITIES</b>		<b>5,582,638</b>	<b>5,937,279</b>	<b>5,577,778</b>
<b>NET ASSETS</b>		<b><u>30,426,877</u></b>	<b><u>26,988,116</u></b>	<b><u>24,653,846</u></b>

# TOWN OF COTTESLOE

## STATEMENT OF FINANCIAL POSITION

FOR THE PERIOD 1 JULY 2013 TO 28 FEBRUARY 2014

	2013-2014 YTD Actual	2012-2013 YTD Actual	2012-2013 Actual
<b>EQUITY</b>			
Reserves - Cash Backed	1,134,383	895,698	1,297,388
Reserves - Asset Revaluation	239,554	98,818	239,554
Retained Surplus	29,052,940	25,993,600	23,116,904
<b>TOTAL EQUITY</b>	<b>30,426,877</b>	<b>26,988,116</b>	<b>24,653,846</b>
<b>RESERVES - CASH BACKED</b>			
Opening Balance	1,297,388	1,011,812	938,932
Transfer to Reserves	44,318	25,018	944,588
Transfer from Reserves	(207,323)	(141,132)	(586,132)
<b>TOTAL RESERVES - CASH BACKED</b>	<b>1,134,383</b>	<b>895,698</b>	<b>1,297,388</b>
<b>RESERVES - ASSET REVALUATION</b>			
Opening Balance	239,554	98,818	239,554
<b>TOTAL RESERVES - ASSET REVALUATION</b>	<b>239,554</b>	<b>98,818</b>	<b>239,554</b>
<b>RETAINED SURPLUS</b>			
Opening Balance	25,776,737	22,979,287	23,078,105
Change in Net Assets from Operations	3,113,198	2,898,199	397,255
Transfer from Reserve	207,323	141,132	586,132
Transfer to Reserve	(44,318)	(25,018)	(944,588)
<b>TOTAL RETAINED SURPLUS</b>	<b>29,052,940</b>	<b>25,993,600</b>	<b>23,116,904</b>
<b>TOTAL EQUITY</b>	<b>30,426,877</b>	<b>26,988,116</b>	<b>24,653,846</b>

## TOWN OF COTTESLOE

### SURPLUS/(DEFICIT) ANALYSIS

FOR THE PERIOD 1 JULY 2013 TO 28 FEBRUARY 2014

	YTD Actual \$	2013 \$
<b>Surplus/(Deficit)</b>	4,106,610	1,005,515
<b><u>Comprises:</u></b>		
Cash - Unrestricted	3,893,505	1,587,324
Cash - Restricted	1,134,383	1,370,267
Unspent Grant Transfer	0	3,006
Rates - Current	1,115,120	56,450
Sundry Debtors	49,450	173,128
Accrued Income	44,896	19,329
GST Receivable	0	53,780
Other Tax Debtors	20	295
Inventories		
- History Books	41,524	41,554
<b>Less:</b>		
Reserves - Restricted Cash	(1,134,383)	(1,370,267)
Sundry Creditors	(602,292)	(152,770)
Accrued Expenses	(248,075)	(459,013)
Accrued Interest on Debentures	(162,034)	(104,205)
Accrued Salaries and Wages	(32,692)	(140,846)
Other Tax Liabilities		(72,519)
Current Employee Benefits Provision	628,323	(584,942)
Change in RDO	7,196	
Add back: Component of Leave Liability not required to be funded	(628,323)	584,942
Other	(8)	0
<b>Surplus/(Deficit)</b>	4,106,610	1,005,513



TOWN OF COTTESLOE

STATEMENT OF FINANCIAL ACTIVITY - VARIANCE ANALYSIS  
FOR THE PERIOD ENDED 1 JULY 2013 TO 28 FEBRUARY 2014

Note 2. VARIANCES (Report on material variances from the Statement of Financial Activity)  
(Material variances are deemed to be greater than 15% or \$25,000)

OPERATING REVENUE

<u>Program/Nature &amp; Type</u>	<u>YTD Actual</u>	<u>YTD Budget</u>	<u>Variance</u>	<u>Variance</u>	<u>Impact of Variation</u>	<u>Main Factors</u>	<u>Manager</u>	<u>Officer</u>	<u>Main Factors Influencing Variance</u>
	\$	\$	\$	%		\$			
General Purpose Funding	337,434	267,935	69,499	26%	Extra revenue	47,796	FM	FM	Extra investment income
Governance	62,486	47,502	14,984	32%	Extra revenue	16,760	FM	FM	Extra income from reimbursements
Law, Order & Public Safety	24,427	10,731	13,696	128%	Extra revenue	10,317	FM	FM	Extra income from animal registrations
Community Amenities	375,663	312,401	63,262	20%	Possibly extra revenue	44,076	MDS	MDS	Extra revenue from town planning fees Extra income from the sale of a renewable energy certificate
					Extra revenue Timing	10,309	MDS	SO	Timing of sustainability contributions
					Extra revenue Timing	8,950	MDS	SO	
Transport	907,588	805,103	102,485	13%	Extra revenue Timing	276,300 (178,000)	MCCS MES	SR MES	Extra revenue from parking Timing of grant contributions
Economic Services	147,797	81,807	65,990	81%	Possibly extra revenue	47,346	BS	BS	Extra building application fees

TOWN OF COTTESLOE

STATEMENT OF FINANCIAL ACTIVITY - VARIANCE ANALYSIS  
FOR THE PERIOD ENDED 1 JULY 2013 TO 28 FEBRUARY 2014

Note 2. VARIANCES (Report on material variances from the Statement of Financial Activity)

OPERATING EXPENDITURE

<u>Program/Nature &amp; Type</u>	<u>YTD Actual</u> \$	<u>YTD Budget</u> \$	<u>Variance</u> \$	<u>Variance</u> %	<u>Impact of Variation</u>	<u>Main Factors</u> \$	<u>Manager</u>	<u>Officer</u>	<u>Main Factors Influencing Variance</u>
Governance	(474,751)	(513,995)	39,244	8%	Possible savings	36,076	FM	FM	Training expenses less than anticipated
Health	(133,975)	(163,855)	29,880	18%	Possible savings	14,355	PEHO	PEHO	Timing of health wages and superannuation
Community Amenities	(2,064,741)	(2,028,668)	(36,073)	(2%)	Extra expenditure Timing	(60,915) 20,925	MDS MDS	MDS SO	Consultancy expenses incurred with the design of new restrooms at the foreshore Timing of sustainability projects
Recreation & Culture	(2,066,180)	(2,305,147)	238,967	10%	Non Cash	58,710	FM	FM	Depreciation less than forecast Coast Care employee not employed directly by Perth Region NRM, corresponding change to revenue
					Contract change Timing	49,619	FM	FM	Timing of beach contracts
					Timing	21,747	FM	FM	Timing of buildings maintenance
					Timing	54,016	FM	FM	Timing of parks maintenance
					Timing	67,844	FM	FM	
Transport	(1,987,232)	(1,883,333)	(103,899)	(6%)	Extra expenditure Extra expenditure Timing	(29,396) (15,941) (46,548)	MCCS MCCS MES	SR SR WS	Employee costs more than anticipated Parking contractor costs more than anticipated Timing of street tree maintenance
Economic Services	(237,133)	(292,576)	55,443	19%	Timing	38,886	BS	BS	Timing of contractors for swimming pool inspections
Other Property & Services	(37,227)	(17,330)	(19,897)	(115%)	Timing	(19,897)	FM	FM	Allocation of public works overheads and plant costs

**TOWN OF COTTESLOE**

**STATEMENT OF FINANCIAL ACTIVITY - VARIANCE ANALYSIS  
FOR THE PERIOD ENDED 1 JULY 2013 TO 28 FEBRUARY 2014**

Note 2. VARIANCES (Report on material variances from the Statement of Financial Activity)

**CAPITAL, NON CASH & RESERVE TRANSFERS**

<u>Program/Nature &amp; Type</u>	<u>YTD Actual</u> \$	<u>YTD Budget</u> \$	<u>Variance</u> \$	<u>Variance</u> %	<u>Impact of Variation</u>	<u>Main Factors</u> \$	<u>Manager</u>	<u>Officer</u>	<u>Main Factors Influencing Variance</u>
<b><u>Non Cash</u></b>									
(Profit)/Loss on Asset Disposal	43,161	0	43,161		Non cash item	43,161	FM	FM	Non cash movement on sale of assets
Employee Provisions	55,437	-	55,437		Non cash item	55,437	FM	FM	Non cash movements in employee provisions
Depreciation	1,347,790	1,387,246	(39,456)	(3%)	Non cash item	(39,456)	FM	FM	Less than anticipated depreciation
<b><u>Capital Expenditure</u></b>									
- Furniture & Equipment	(117,450)	(97,349)	(20,101)	(21%)	Timing	(20,101)	MES	FM	Timing of expenditure
- Land & Buildings	(132,646)	(258,174)	125,528	49%	Timing	125,528	MES	FM	Timing of expenditure
- Plant & Equipment	(306,809)	(357,500)	50,691	14%	Timing	50,691	MES	FM	Timing of plant and vehicle purchases
- Infrastructure Footpaths	(385,335)	(514,155)	128,820	25%	Timing	128,820	MES	FM	Timing of footpath construction
- Infrastructure Parks & Reserves	(15,411)	(40,003)	24,592	61%	Timing	24,592	MES	MES	Timing of parks construction

**TOWN OF COTTESLOE**

**STATEMENT OF FINANCIAL ACTIVITY - VARIANCE ANALYSIS  
FOR THE PERIOD ENDED 1 JULY 2013 TO 28 FEBRUARY 2014**

**Note 2. VARIANCES (Report on material variances from the Statement of Financial Activity)  
CAPITAL, NON CASH & RESERVE TRANSFERS - Continued**

<u>Program/Nature &amp; Type</u>	<u>Variance</u> \$	<u>Variance</u> %	<u>Manager</u>	<u>Officer</u>	<u>Main Factors Influencing Variance</u>	
- Infrastructure Miscellaneous	(60,145)	(82,000)	21,855	MES	FM	CCTV installed at Station Street
- Infrastructure Street Furniture	(139,843)	0	(139,843)	MDS	PEHO	Budget amendment - new three bin system
- Infrastructure Right Of Ways	(39,866)	(81,200)	41,334	MES	FM	Timing of ROW construction
- Infrastructure Irrigation	(1,206)	(13,334)	12,128	MES	FM	Timing of irrigation construction
<b>CAPITAL, NON CASH &amp; RESERVE TRANSFERS (Cont'd)</b>						
- Transfers from Reserves	207,323	369,323	(162,000)	FM	FM	Timing of transfers from reserves

TOWN OF COTTESLOE

LIST OF ACCOUNTS PAID DURING FEBRUARY 2014 AND PRESENTED TO A MEETING OF THE WORKS & CORPORATE SERVICES COMMITTEE HELD ON 18 MARCH 2014

CERTIFICATE OF CHIEF EXECUTIVE OFFICER



<u>Date</u>	<u>Payment Reference</u>	<u>Payee</u>	<u>Description</u>	<u>Amount</u>
6/02/2014	00024590	Shacks & Kerr Motors Pty Ltd	Insurance Excess	\$ 300.00
6/02/2014	00024591	Synergy	Supply/usage various locations 13 Nov 13	\$ 5,612.85
6/02/2014	00024592	K W Miller	Bond refund	\$ 1,000.00
6/02/2014	00024593	Aquatic Leisure Technologies	Bond refund	\$ 1,000.00
6/02/2014	00024594	Freedom Pools & Spas	Bond refund	\$ 1,000.00
6/02/2014	00024595	Imperial Pools	Bond refund	\$ 1,000.00
6/02/2014	00024596	T Lyon	Bond refund	\$ 100.00
6/02/2014	00024597	T Lyon	Key deposit refund	\$ 20.00
6/02/2014	00024598	Giorgi Exclusive Homes	Bond refund	\$ 781.61
6/02/2014	00024599	Rokbuild Pty Ltd	Bond Refund	\$ 615.00
6/02/2014	00024600	Webb & Brown Neaves Pty Ltd	Bond refund	\$ 285.76
11/02/2014	00024601	Alinta	Usage charge 23 Oct 13 - 28 Jan 14	\$ 34.35
11/02/2014	00024602	Fines Enforcement Registry	Unpaid infringement disk	\$ 3,268.00
11/02/2014	00024603	Synergy	Streetlight tariff charge 25 Dec 13 - 27 Jan 14	\$ 12,806.70
12/02/2014	00024604	Colonial First State	Superannuation	\$ 161.43
12/02/2014	00024605	HESTA Super Fund	Superannuation	\$ 54.14
12/02/2014	00024606	ING DIRECT Superannuation Fund	Superannuation	\$ 153.87
12/02/2014	00024607	Kinetic Superannuation	Superannuation	\$ 235.67
12/02/2014	00024608	Sunsuper Superannuation Fund	Superannuation	\$ 319.57
12/02/2014	00024609	WA Super	Superannuation	\$ 14,990.30
17/02/2014	00024610	Telstra Corporation Limited	Usage charges 28 Jan - 27 Feb 14	\$ 1,374.59
17/02/2014	00024611	C R Chesterman	Bond refund	\$ 560.00

<u>Date</u>	<u>Payment Reference</u>	<u>Payee</u>	<u>Description</u>	<u>Amount</u>
17/02/2014	00024612	T Burns	Film shoot bond refund	\$ 200.00
17/02/2014	00024613	Malcolm Yates	Hall hire refund due to cancellation	\$ 100.00
17/02/2014	00024614	K W Miller	ROW bond refund	\$ 6,700.00
17/02/2014	00024615	J A Goldsmith	Bond refund	\$ 1,000.00
17/02/2014	00024616	Quann Management Services	Bond refund	\$ 301.69
17/02/2014	00024617	Quann Management Services	Bond refund	\$ 446.83
17/02/2014	00024618	Quann Management Services	Bond refund	\$ 1,790.37
17/02/2014	00024619	Lamond Powell Construction Pty Ltd	Bond refund	\$ 1,000.00
20/02/2014	00024620	Australian Institute of Building Surveyors	Change in Rules for Pools 20 Sep 13	\$ 210.00
20/02/2014	00024621	Napoleon Street Newsagency	Lolly bags for Australia Day 2014	\$ 143.00
24/02/2014	00024622	Appleton Holdings Pty Ltd	Bond refund	\$ 1,000.00
24/02/2014	00024623	G Mckenzie	Bond Refund	\$ 1,000.00
24/02/2014	00024624	Amber Howard	Cancelled wedding refund	\$ 475.00
24/02/2014	00024625	Cottesloe Scout Group	Council Donation 2014	\$ 2,000.00
24/02/2014	00024626	Linda Rich	Over payment of Plan Search Request	\$ 10.50
24/02/2014	00024627	F B Shannon	Bond refund	\$ 911.00
24/02/2014	00024628	Mrs Constance I Lodge	Refund - replacement bin fee	\$ 40.00
26/02/2014	00024629	Colonial First State	Superannuation	\$ 161.43
26/02/2014	00024630	HESTA Super Fund	Superannuation	\$ 54.14
26/02/2014	00024631	ING DIRECT Superannuation Fund	Superannuation	\$ 135.41
26/02/2014	00024632	Kinetic Superannuation	Superannuation	\$ 235.67
26/02/2014	00024633	Sunsuper Superannuation Fund	Superannuation	\$ 319.57
26/02/2014	00024634	WA Super	Superannuation	\$ 15,233.04
27/02/2014	00024635	Webb & Brown Neaves Pty Ltd	Bond refund	\$ 714.24
27/02/2014	00024636	Gage Road Construction	Bond refund	\$ 4,000.00
4/02/2014	724.98000	Australian Taxation Office	Payroll Deduction	\$ 19,249.12
4/02/2014	725.3	Department of Human Services	Payroll Deduction	\$ 318.52
4/02/2014	725.5	LGRCEU	Payroll Deduction	\$ 155.20
6/02/2014	726.1098	National Australia Bank Business Visa	Building Surveyor registration practitioner - \$352.50	\$ 479.81
			BBQ equipment for Australia Day Event from Woolworths Online - \$118.31	
			Monthly Credit Card Fee - \$9.00	
7/02/2014	727.1020	By Word of Mouth Pty Ltd	Catering for various meetings	\$ 1,298.00
7/02/2014	727.1042	Recall Information Management Pty Ltd	Secure bin shredding service 20 Dec 13 - 24 Jan 14	\$ 79.73
7/02/2014	727.1099	O'Connor Lawnmower & Chainsaw Centre	50 blades for edger and backpack blower	\$ 1,264.00
7/02/2014	727.1131	Globe Australia Pty Ltd	Application of Primo Maxx to Harvey Field and Cott Oval	\$ 973.50
7/02/2014	727.125	Fremantle Glass Pty Ltd	Window refurbishment council chambers	\$ 3,489.00
7/02/2014	727.1286	Total Eden Pty Ltd	Irrigation hardware supplies	\$ 286.00
7/02/2014	727.1288	Dielectric Holdings Pty Ltd	Installation of HD video system & wireless network Station St	\$ 48,450.00
7/02/2014	727.1297	Hot Chili Source	60 Safety glasses and 120 pairs gloves	\$ 990.00

<u>Date</u>	<u>Payment Reference</u>	<u>Payee</u>	<u>Description</u>	<u>Amount</u>
7/02/2014	727.1334	Down Under Stump Grinding Pty Ltd	Grind stumps various sites	\$ 660.00
7/02/2014	727.1361	Department of Transport	Monthly vehicle ownership search - Dec 13	\$ 1,686.40
7/02/2014	727.1376	M K Humfrey	Reimbursement for fuel - fleet vehicle	\$ 69.89
7/02/2014	727.1448	Millerleuca Woodcraft	Jarah timber and materials supplied - Windows Council Chambers	\$ 1,043.00
7/02/2014	727.1457	Church of Christ	Delivery of sustainability calendar	\$ 1,760.00
7/02/2014	727.1458	Enware Australia Pty Ltd	2 VP shower rose	\$ 214.83
7/02/2014	727.1509	Mastec Australia Pty Ltd	50x240Lt green bins	\$ 1,853.50
7/02/2014	727.1517	Wildthings Animal Control Solutions	Rabbit control program coastal reserves	\$ 880.00
7/02/2014	727.1558	Quality Press	Design production print 3600 calendar 2014	\$ 7,609.80
7/02/2014	727.1582	Snap Claremont	Plan printing	\$ 16.75
7/02/2014	727.1585	S C Boata	Reimbursement of chalk	\$ 31.00
7/02/2014	727.1591	Labourforce Impex Personnel Pty Ltd	Temporary depot staff w/e 24 Jan 14	\$ 1,562.95
7/02/2014	727.1624	ABC Welding Services	Onsite welding & oxy cutting training - depot staff	\$ 550.00
7/02/2014	727.1653	Chamberlain Dean Pty Ltd	Temporary depot staff w/e 24 Jan 14	\$ 1,095.63
7/02/2014	727.1694	B & B Waste Contractors Pty Ltd	Delivery of Annual Reports to residents	\$ 1,650.00
7/02/2014	727.1743	S & B SkidSteer Services	Remediation works on beach access paths/walkways	\$ 374.00
7/02/2014	727.1747	R Boehmer	Rates Refund	\$ 3,647.82
7/02/2014	727.1748	Osborne Ceramic Centre	10x200x200 Luserna (Grigio) slate - TAPPS	\$ 495.00
7/02/2014	727.20	Hillmack Sales (Australia) Pty Ltd	Footpath mix - various locations	\$ 1,012.00
7/02/2014	727.201	Environmental Printing Company	Printing of Annual Reports 2012/2013	\$ 5,577.00
7/02/2014	727.205	Cottesloe News Delivery	Daily newspapers delivered to Civic Centre 22 Dec 13 - 18 Jan 14	\$ 55.50
7/02/2014	727.25	P & A Hughes & Sons	Remove waste from depot 6, 7 & 8 Jan 14	\$ 2,673.00
7/02/2014	727.26	Greenway Enterprises	Supply/deliver spraying equipment	\$ 115.82
7/02/2014	727.33	Cottesloe Medical Centre	Pre-employment medical	\$ 150.00
7/02/2014	727.35	Cottesloe IGA	Catering for WESROC meeting 4 Feb 14	\$ 28.21
7/02/2014	727.37	Staples Australia Pty Ltd	Stationery order	\$ 418.76
7/02/2014	727.46	Professional Tree Surgeons	Prune trees	\$ 880.00
7/02/2014	727.47	Collisters Electrical	Electrical work	\$ 951.50
7/02/2014	727.525	GC Sales (WA)	50 of ea 120lt & 240lt axles, 100 inserts and lids	\$ 682.00
7/02/2014	727.544	B M Pember	Support for Authority and TRIM	\$ 2,681.28
7/02/2014	727.609	WA Rangers Association	Annual memberships	\$ 150.00
7/02/2014	727.618	Institute of Public Works Eng. Aust	Membership subscription fee 1 Jan - 31 Dec 14	\$ 275.00
7/02/2014	727.62	Bunnings Group Ltd	Hardware supplies	\$ 144.60
7/02/2014	727.654	Gabriels Environmental Design	Noise monitoring 4 Dec 13	\$ 495.00
7/02/2014	727.79	Perth Irrigation Centre	Irrigation hardware supplies	\$ 135.66
7/02/2014	727.85	Western Metropolitan Regional Council	Transfer station waste disposal	\$ 9,381.73
7/02/2014	727.894	HISCO Hospitality & Healthcare	White plates	\$ 56.48
7/02/2014	727.955	Minuteman Press	Printing/binding annual financial statement	\$ 348.16
13/02/2014	728.51	Westnet Pty Ltd	Internet charge 1 Feb - 1 Mar 14	\$ 50.81

<u>Date</u>	<u>Payment Reference</u>	<u>Payee</u>	<u>Description</u>	<u>Amount</u>
13/02/2014	729.3	Department of Human Services	Payroll deduction	\$ 318.52
13/02/2014	729.5	LGRCEU	Payroll deduction	\$ 155.20
14/02/2014	730.1020	By Word of Mouth Pty Ltd	Catering for meetings	\$ 649.00
14/02/2014	730.1087	Robert Quodling	Survey services Marine Pde and Napier St public toilets/changerooms	\$ 3,146.00
14/02/2014	730.114	Creation Landscape Supplies	6xm3 shredded pine mulch	\$ 607.32
14/02/2014	730.1200	Adams Coachlines	Cott Cat service - Jan 14	\$ 7,297.80
14/02/2014	730.122	Jackson McDonald Lawyers	Legal services	\$ 2,923.27
14/02/2014	730.1229	The Planning Group WA Pty Ltd	Design advice depot site	\$ 144.38
14/02/2014	730.124	WA Bluemetal/WA Premix	Road base	\$ 437.80
14/02/2014	730.1245	Nu-Trac Rural Contracting	Beach cleaning - Jan 14	\$ 10,930.00
14/02/2014	730.1324	Perth Party Hire	Equipment hire for Australia Day 14	\$ 1,930.40
14/02/2014	730.139	Australia Post	Daily mail delivered & picked up - Jan 14	\$ 1,697.76
14/02/2014	730.1457	Church of Christ	Deliver 3600 Australia Day fliers	\$ 396.00
14/02/2014	730.146	Bring Couriers	Courier service	\$ 28.40
14/02/2014	730.1493	Need A Bin	Monthly site fee for E-waste skip bin	\$ 66.00
14/02/2014	730.1565	T Nguyen	Payroll correction	\$ 1,232.95
14/02/2014	730.1576	Edinger Real Estate	Lease fee for Stack St depot - Mar 14	\$ 15,006.84
14/02/2014	730.1582	Snap Claremont	3 x A4 Certificates	\$ 44.50
14/02/2014	730.1583	Information Proficiency	Records management - Jan 14	\$ 2,550.63
14/02/2014	730.1589	iCLOUD Services	Updating final demand letter Enforce IT	\$ 353.10
14/02/2014	730.1591	Labourforce Impex Personnel Pty Ltd	Temporary depot staff w/e 2 Feb 14	\$ 1,153.60
14/02/2014	730.1645	Swissclinical Australia Pty Ltd	Dry-cleaning - Jan 14	\$ 335.00
14/02/2014	730.1744	Cool Runnings (Australia) Pty Ltd	Mobile cool room hire 24-28 Jan 14 for Australia Day Event	\$ 291.50
14/02/2014	730.1751	S J Morrison	Reimbursement - Police clearance	\$ 63.50
14/02/2014	730.187	WA Limestone Company	Semi load of crushed limestone	\$ 601.92
14/02/2014	730.188	Bob Jane T-Mart	2 new tyres and alignment	\$ 453.00
14/02/2014	730.19	McLeods Barristers & Solicitors	Parking prosecutions	\$ 3,637.46
14/02/2014	730.26	Greenway Enterprises	6 x 850mm litter picker reaching tool	\$ 414.15
14/02/2014	730.32	D Derwin	Reimbursement of telephone charges Nov 13 - Jan 14	\$ 132.85
14/02/2014	730.37	Staples Australia Pty Ltd	Stationery order	\$ 226.84
14/02/2014	730.38	Veolia Environmental Services	Monthly site fee for hook bin	\$ 82.50
14/02/2014	730.46	Professional Tree Surgeons	Remove Norfolk Island Pine @ Civic Centre and report on Norfolk Island Pine in Forrest St	\$ 5,225.00
14/02/2014	730.510	Complete Pest Management Services	Caterpillar treatment 2 Cape Lilac trees	\$ 264.00
14/02/2014	730.580	St John Ambulance Australia (WA) In	First aid services for Australia Day Event	\$ 294.00
14/02/2014	730.608	Stewie Valentine Painting Service	External/internal prepare/paint wooden window frames Council Chambers	\$ 5,186.50
14/02/2014	730.645	Cobblestone Concrete	Repair x-over Loma St and repair footpath Broome St	\$ 3,300.00
14/02/2014	730.69	Kayes Carpentry Service	Supply/install 9 new window sashes - Council Chambers	\$ 8,932.00
14/02/2014	730.697	Glenn Swift Entertainment	Family entertainment - Australia Day 2014	\$ 495.00
14/02/2014	730.759	Adshel Street Furniture Pty Ltd	Bus shelter ad Cott Cat - Jan 14	\$ 990.00



<u>Date</u>	<u>Payment Reference</u>	<u>Payee</u>	<u>Description</u>	<u>Amount</u>
14/02/2014	730.822	Coda Studio Pty Ltd	Architectural services for new toilet block Napier/Marine Pde	\$ 738.10
14/02/2014	730.85	Western Metropolitan Regional Council	Transfer station waste disposal	\$ 19,952.74
14/02/2014	730.87	Repco Auto Parts	16x2.5lt of GP 2 stroke lube/oil	\$ 176.53
14/02/2014	730.88	Ocean IT Pty Ltd	2 year SSL certificate - mail.cottesloe.wa.gov.au	\$ 36.30
17/02/2014	731.1721	Business Fuel Cards Pty Ltd	Fuel for fleet vehicles 1 - 31 Jan 14	\$ 7,601.22
20/02/2014	732.1020	By Word of Mouth Pty Ltd	Catering 6 Feb 14	\$ 313.50
20/02/2014	732.1099	O'Connor Lawnmower & Chainsaw Centre	2 different model Stihl brush cutter stone guards	\$ 100.00
20/02/2014	732.1229	The Planning Group WA Pty Ltd	Professional advice	\$ 3,828.00
20/02/2014	732.1262	The Framing House	Framing of 3 Australia Day awards	\$ 360.00
20/02/2014	732.1509	Mastec Australia Pty Ltd	50 x 120lt red lids	\$ 420.81
20/02/2014	732.1582	Snap Claremont	Plan printing	\$ 20.00
20/02/2014	732.1591	Labourforce Impex Personnel Pty Ltd	Temporary depot staff w/e 9 Feb 14	\$ 1,562.95
20/02/2014	732.16	Presswise Publications	Annual Report Summary 2012/2013	\$ 6,017.00
20/02/2014	732.1601	Mobile Connection	Iphone and accessories	\$ 1,375.00
20/02/2014	732.1626	Young's Plumbing Service Pty Ltd	Plumbing services	\$ 327.70
20/02/2014	732.1752	JDT Tiling	Removed/replaced old tiles - TAPPS disabled toilets	\$ 3,355.00
20/02/2014	732.181	JR & A Hersey Pty Ltd	Steel posts, star picket caps and barrier mesh	\$ 398.20
20/02/2014	732.210	Hays Specialist Recruitment (Aust.)	Temporary administration officer w/e 9 Feb 14	\$ 963.77
20/02/2014	732.26	Greenway Enterprises	Hardware supplies	\$ 43.66
20/02/2014	732.29	Fuji Xerox Australia Pty Ltd	2 New Photocopiers	\$ 20,321.40
20/02/2014	732.35	Cottesloe IGA	Batteries	\$ 35.20
20/02/2014	732.36	Grants of Cottesloe	Wine for various meetings	\$ 134.76
20/02/2014	732.37	Staples Australia Pty Ltd	Stationery order	\$ 326.38
20/02/2014	732.49	Charles Service Company	Cleaning contract - Jan 14	\$ 4,458.73
20/02/2014	732.541	Signs Plus	Magnetic name badge for new staff member	\$ 18.00
20/02/2014	732.544	B M Pember	Support for Authority & Trim - 3-14 Feb 14	\$ 4,812.50
20/02/2014	732.55	Shire of Peppermint Grove	Quarterly library contribution - Jan - Mar 14	\$ 158,120.86
20/02/2014	732.555	K R Sputore	Reimbursement - meetings, parking and catering - Coastcare	\$ 52.31
20/02/2014	732.62	Bunnings Group Ltd	Hardware supplies	\$ 410.45
20/02/2014	732.645	Cobblestone Concrete	Installation of footpaths in various locations	\$ 21,443.39
20/02/2014	732.651	E & MJ Roshier Pty Ltd	Hardware supplies	\$ 613.65
20/02/2014	732.654	Gabriels Environmental Design	Sound monitoring 2 Jan 14	\$ 1,320.00
20/02/2014	732.75	Safety Zone Australia Pty Ltd	Safety boots	\$ 165.00
20/02/2014	732.86	Statewide Line Marking	Road marking - Various sites	\$ 5,054.28
20/02/2014	732.88	Ocean IT Pty Ltd	Onsite managed IT - Network essentials, Depot ADSL & SLA-Ethernet - Feb 14	\$ 9,452.18
20/02/2014	732.89	Major Motors Pty Ltd	Service 3T truck 1DFQ064	\$ 361.15
27/02/2014	733.3	Department of Human Services	Payroll deduction	\$ 329.40
27/02/2014	733.5	LGRCEU	Payroll deduction	\$ 155.20
28/02/2014	734.1099	O'Connor Lawnmower & Chainsaw Centre	Sharpen hedge trimmer and various parts for plant equipment	\$ 539.70

<u>Date</u>	<u>Payment Reference</u>	<u>Payee</u>	<u>Description</u>	<u>Amount</u>
28/02/2014	734.1185	Cool Clear Water Group Ltd	Quarterly service/maintenance water dispenser in Mayor Parlour 1 Feb - 30 Apr 14	\$ 198.00
28/02/2014	734.1239	One Fire Group	Quarterly inspection of fire indication 10 Jan - 9 Apr 14	\$ 302.50
28/02/2014	734.132	Landfill Gas & Power Pty Ltd	Black power supply 1 Jan - 1 Feb 14	\$ 3,700.85
28/02/2014	734.1377	Harvey Norman AV/IT Superstore O'Connor	USB Drives 16GB storage	\$ 102.00
28/02/2014	734.1410	Westslab	16 limestone pavers	\$ 92.80
28/02/2014	734.1459	Carald Pty Ltd	Stage, steps and storage - Carols by Candlelight	\$ 3,888.50
28/02/2014	734.1473	Eco Resources Pty Ltd	Receive waste/rubble from depot	\$ 1,980.00
28/02/2014	734.1479	Environmental Wastewater C S Pty Lt	Street sweeping - Jan 14	\$ 7,619.99
28/02/2014	734.1582	Snap Claremont	Plan printing	\$ 50.50
28/02/2014	734.1583	Information Proficiency	Records management consultant	\$ 660.00
28/02/2014	734.1591	Labourforce Impex Personnel Pty Ltd	Temporary depot staff w/e 16 Feb 14	\$ 2,511.88
28/02/2014	734.1595	BAF Consulting	BCA Seminar & Performance 4 Mar 14	\$ 180.00
28/02/2014	734.1640	Bicycle Network Victoria	Bike Futures Seminar Registration	\$ 285.00
28/02/2014	734.1683	Beacon Equipment	Stihl BG86 leaf blower	\$ 360.00
28/02/2014	734.1712	Direct Commercial Supplies	Hardware supplies	\$ 935.00
28/02/2014	734.1729	Suburban Airconditioning & S & B SkidSteer Services	Part payment of installation of air conditioner	\$ 5,000.00
28/02/2014	734.1743	S & B SkidSteer Services	Bobcat hire - beach access paths remediation works	\$ 841.50
28/02/2014	734.1746	Scaf West Pty Ltd	Scaffold hire at Civic Centre for refurbishment of windows - Council Chambers	\$ 2,821.24
28/02/2014	734.1749	Plantercraft	Olympian bin liners	\$ 1,584.00
28/02/2014	734.188	Bob Jane T-Mart	Repair punctured tyre IEHC257	\$ 60.00
28/02/2014	734.205	Cottesloe News Delivery	Daily newspapers delivered to Civic Centre 22 Dec 13 - 18 Jan 14	\$ 57.80
28/02/2014	734.210	Hays Specialist Recruitment (Aust.)	Temporary administration officer	\$ 1,820.45
28/02/2014	734.24	Iron Mountain Australia Pty Ltd	Offsite storage of records - Jan 14	\$ 251.90
28/02/2014	734.25	P & A Hughes & Sons	Hire of mini digger and operator Napier St	\$ 891.00
28/02/2014	734.35	Cottesloe IGA	Catering supplies	\$ 89.11
28/02/2014	734.37	Staples Australia Pty Ltd	Stationery order	\$ 586.56
28/02/2014	734.38	Veolia Environmental Services	Replacement hook bin - Depot	\$ 768.44
28/02/2014	734.46	Professional Tree Surgeons	Prune/remove dead fronds from 2 palms and removal of deal Norfolk Pine	\$ 1,540.00
28/02/2014	734.504	L & L Design Services	Design of Forrest St dual path	\$ 1,888.00
28/02/2014	734.510	Complete Pest Management Services	Monthly rodent baiting - Feb 14	\$ 298.00
28/02/2014	734.522	Dogs Refuge Home (WA) Incorporated	Dog pound fees Oct - Dec 13	\$ 1,682.45
28/02/2014	734.527	Pope Packaging	Greenwaste bags	\$ 3,198.80
28/02/2014	734.62	Bunnings Group Ltd	Hardware supplies	\$ 19.80
28/02/2014	734.7	Western Chainwire	Replaced fence - Harvey Field car park Rugby club	\$ 1,518.00
28/02/2014	734.77	Galvins Plumbing Supplies	Plumbing supplies	\$ 9.66
28/02/2014	734.78	Roads 2000	SMA overlay - various locations	\$ 216,887.04
28/02/2014	734.79	Perth Irrigation Centre	Irrigation hardware supplies	\$ 307.52
28/02/2014	734.84	West Australian Local Government As	Marketforce advertising - Jan 14	\$ 566.81
28/02/2014	734.87	Repro Auto Parts	Spark plugs	\$ 17.16

<u>Date</u>	<u>Payment Reference</u>	<u>Payee</u>	<u>Description</u>	<u>Amount</u>
28/02/2014	734.88	Ocean IT Pty Ltd	New TRIM Server upgrade	\$ 845.99
28/02/2014	734.89	Major Motors Pty Ltd	Service 5T truck 1DWY785	\$ 187.00
28/02/2014	734.931	Zurich Australian Insurance Limited	Motor vehicle claim excess	\$ 300.00
28/02/2014	734.955	Minuteman Press	Scanning/binding Strategic Community Plan & scanning council committee agendas and minutes	\$ 1,112.32
28/02/2014	734.975	Natsales Australia Pty Ltd	20 Advertising panels - Cottesloe Bin it or Swim in it	\$ 440.00
28/02/2014	735.1723	Perthwaste Green Recycling	Domestic and Commercial waste collection	\$ 52,581.74
3/03/2014		Commonwealth Bank of Australia	Bank fees	\$ 394.86
7/02/2014		National Australia Bank	Transfer to Investment account	\$ 200,000.00
12/02/2014		Town of Cottesloe Staff	Fortnightly payroll	\$ 83,353.73
17/02/2014		National Australia Bank	Bank fees	\$ 71.55
24/02/2014		National Australia Bank	Bank fees	\$ 95.23
26/02/2014		Town of Cottesloe Staff	Fortnightly payroll	\$ 86,612.30
28/02/2014		National Australia Bank	Bank fees	\$ 80.86
28/02/2014		National Australia Bank	Bank fees	\$ 224.40
28/02/2014		National Australia Bank	Bank fees	\$ 266.00
28/02/2014		National Australia Bank	Bank fees	\$ 270.50
28/02/2014		National Australia Bank	Bank fees	\$ 956.94
<b>Grand Total:</b>				<b>\$ 1,263,427.08</b>

Pursuant to Regulation of 13(4) of the local Government (Financial Management) Regulations the total of all other outstanding accounts for payment as at the date of this payment listing being prepared is \$602,289.54

I hereby certify that the above schedule of accounts totalling \$1,263,427.08 as submitted to the Works & Corporate Services Committee meeting held on 18 March 2014

\_\_\_\_\_  
Signed (Chairperson of the Works & Corporate Services Committee)

**TOWN OF COTTESLOE**  
**RESERVES - CASH BACKED INVESTMENTS**  
**FOR THE PERIOD ENDING 28 FEBRUARY 2014**

	2013-2014 ACTUAL \$	2013-2014 BUDGET \$
<b>1 Area Improvement</b>		
Purpose: To fund the cost of improving facilities within the Municipality.		
Opening Balance	857	891
Transfer to Reserves	61	27
Transfer from Reserves	(918)	(918)
	<u>-</u>	<u>-</u>
<b>2 Waste Management Reserve</b>		
Purpose: To fund the improvement, replacement and expansion of waste management plant, equipment, facilities and services.		
Opening Balance	73,365	72,867
Transfer to Reserves	1,492	2,186
Transfer from Reserves	-	-
Closing Balance	<u>74,857</u>	<u>75,053</u>
<b>3 Parking Reserve</b>		
Purpose: To set aside funds from developers for the development of parking facilities		
Opening Balance	9,677	14,300
Transfer to Reserves	197	429
Transfer from Reserves	-	-
Closing Balance	<u>9,874</u>	<u>14,729</u>
<b>4 Leave Reserve</b>		
Purpose: To set asides funds to assist with the funding of unexpected employee entitlements		
Opening Balance	169,232	168,125
Transfer to Reserves	3,390	5,044
Transfer from Reserves	-	-
Closing Balance	<u>172,622</u>	<u>173,169</u>
<b>5 Civic Centre Reserve</b>		
Purpose: To fund the cost of upgrading the civic centre.		
Opening Balance	1,533	1,410
Transfer to Reserves	16	42
Transfer from Reserves	(1,452)	(1,452)
Closing Balance	<u>97</u>	<u>-</u>
<b>6 Property Reserve</b>		
Purpose: To contribute towards future property construction/renewal.		
Opening Balance	365,869	364,364
Transfer to Reserves	7,442	11,077
Transfer from Reserves	-	-
Closing Balance	<u>373,311</u>	<u>375,441</u>

**TOWN OF COTTESLOE**  
**RESERVES - CASH BACKED INVESTMENTS**  
**FOR THE PERIOD ENDING 28 FEBRUARY 2014**

	2013-2014 ACTUAL \$	2013-2014 BUDGET \$
<b>7 Infrastructure Reserve</b>		
Purpose: To contribute towards future infrastructure construction/renewal.		
Opening Balance	379,667	377,781
Transfer to Reserves	7,722	11,333
Transfer from Reserves	-	(162,000)
Closing Balance	<u>387,389</u>	<u>227,114</u>
<b>8 Unspent Grants/Funds Reserve</b>		
Purpose: To account for unspent grants/funds at year end		
Opening Balance	1,193	920
Transfer to Reserves	14	33
Transfer from Reserves	(953)	(953)
Closing Balance	<u>254</u>	<u>-</u>
<b>9 Legal Reserve</b>		
Purpose: To provide funds to provide for legal expenses		
Opening Balance	63,215	62,824
Transfer to Reserves	1,286	1,885
Transfer from Reserves	-	-
Closing Balance	<u>64,501</u>	<u>64,709</u>
<b>10 Parking Facilities Reserve</b>		
Purpose: To provide funds to provide for parking facilities		
Opening Balance	232,778	231,500
Transfer to Reserves	2,621	6,945
Transfer from Reserves	(204,000)	(204,000)
Closing Balance	<u>31,399</u>	<u>34,445</u>
<b>11 Sustainability Reserve</b>		
Purpose: To fund new or enhance existing Sustainability initiatives within the Town of Cottesloe		
Opening Balance	-	-
Transfer to Reserves	20,077	19,782
Transfer from Reserves	-	(10,000)
	<u>20,077</u>	<u>9,782</u>
<b>Sub Total</b>	<u><u>1,134,381</u></u>	<u><u>974,442</u></u>
<b>12 Combined Library Reserve</b>		
Purpose: To fund improvements at the Library		
Opening Balance	49,447	-
Transfer to Reserves	-	-
Transfer from Reserves	-	-
	<u>49,447</u>	<u>-</u>
<b>TOTAL RESERVES</b>	<u><u>1,183,828</u></u>	<u><u>974,442</u></u>

# TOWN OF COTTESLOE

## INVESTMENTS

### SCHEDULE OF INVESTMENTS HELD AS AT 28 FEBRUARY 2014

BANK	RATE %	TERM	MATURITY DATE	MUNICIPAL INVESTMENTS	RESERVE FUND	COMMENTS
				\$	\$	
NATIONAL AUSTRALIA BANK	3.60%	91 DAYS	27-May-14	5,385.93		COTTESLOE PRIMARY SCHOOL
NATIONAL AUSTRALIA BANK	3.60%	91 DAYS	27-May-14	5,329.90		NORTH COTT PRIMARY SCHOOL
NATIONAL AUSTRALIA BANK	3.00%	37 DAYS	2-Apr-14	515,336.03		TERM INVESTMENT
WESTPAC	3.06%	30 DAYS	12-Mar-14	458,372.83		TERM INVESTMENT
WESTPAC	3.62%	90 DAYS	27-Mar-14	495,945.24		TERM INVESTMENT
BANKWEST	3.00%	32 DAYS	7-Mar-14	760,913.83		TERM INVESTMENT
COMMONWEALTH BANK OF AUSTRALIA	3.47%	90 DAYS	15-Apr-14	258,163.70		TERM INVESTMENT
COMMONWEALTH BANK OF AUSTRALIA	3.47%	90 DAYS	9-Apr-14	301,727.47		TERM INVESTMENT
NATIONAL AUSTRALIA BANK	3.63%	92 DAYS	4-Mar-14	504,580.83		TERM INVESTMENT
BANKWEST	3.50%	98 DAYS	4-Mar-14		280,323.71	RESERVE FUND INVESTMENTS
COMMONWEALTH BANK OF AUSTRALIA	3.44%	90 DAYS	3-Mar-14		491,172.47	RESERVE FUND INVESTMENTS
NATIONAL AUSTRALIA BANK	3.60%	92 DAYS	12-May-14		362,884.73	RESERVE FUND INVESTMENTS
				<b>\$3,305,755.76</b>	<b>\$1,134,380.91</b>	

BANK	\$	%
NATIONAL	\$1,393,517.42	31.38
WESTPAC	\$954,318.07	21.49
BANKWEST	\$1,041,237.54	23.45
COMMONWEALTH	\$1,051,063.64	23.67
<b>TOTAL</b>	<b>\$4,440,136.67</b>	<b>100.00</b>

# TOWN OF COTTESLOE

## LOANS

### SCHEDULE OF LOANS HELD AS AT 28 FEBRUARY 2014

BANK	REF NO.	RATE %	PERIOD	MATURITY DATE	BALANCE OWING	LAST INSTALMENT DATE	NEXT INSTALMENT DATE	CURRENT LIABILITY	NON-CURRENT LIABILITY	COMMENTS
WA TREASURY	104	5.85%	10 YEARS	20-Oct-14	\$25,472.86	21-Oct-13	21-Apr-14	\$12,555.92	\$12,916.94	COTTESLOE TENNIS CLUB
WA TREASURY	105	6.22%	15 YEARS	6-Oct-23	\$289,597.41	7-Oct-13	7-Apr-14	\$10,657.52	\$278,939.89	SEA VIEW GOLF CLUB
WA TREASURY	106	5.25%	10 YEARS	3-Apr-19	\$981,165.07	3-Oct-13	3-Apr-14	\$78,095.62	\$903,069.45	CAPITAL PROJECT - CIVIC CENTRE
WA TREASURY	107	6.51%	20 YEARS	16-Sep-29	\$4,398,313.57	16-Sep-13	17-Mar-14	\$80,109.61	\$4,318,203.96	CAPITAL PROJECT - JOINT LIBRARY
					<u>\$5,694,548.91</u>			<u>\$181,418.67</u>	<u>\$5,513,130.24</u>	
LOANS TO OTHER ENTITIES					\$315,070.27			\$23,213.44	\$291,856.83	
LOANS FOR TOC					\$5,379,478.64			\$158,205.23	\$5,221,273.41	
					<u>\$5,694,548.91</u>			<u>\$181,418.67</u>	<u>\$5,513,130.24</u>	

## TOWN OF COTTESLOE

### SUNDRY DEBTORS REPORT AS AT 28 FEBRUARY 2014

<u>Debtor Number</u>	<u>Nature Of Debt</u>	<u>3+ Months</u>	<u>2+ Months</u>	<u>1+ Month</u>	<u>Current</u>	<u>Balance</u>	<u>Status</u>
311	Waste collection fees	\$2,949.70	\$0.00	\$2,949.70	\$0.00	\$5,899.40	Statements sent
13	Waste collection fees	\$2,370.45	\$0.00	\$0.00	\$0.00	\$2,370.45	Sent to debt recovery
293	Venue hire	\$950.00	\$0.00	\$0.00	\$0.00	\$950.00	Statements sent
49	Waste collection fees	\$568.10	\$0.00	\$568.10	\$0.00	\$1,136.20	Statements sent
439	Health prosecution charges	\$500.00	\$0.00	\$0.00	\$0.00	\$500.00	Payment arrangement
26	Waste collection fees	\$487.50	\$0.00	\$487.50	\$0.00	\$975.00	Statements sent
3	Waste collection fees	\$459.69	\$0.00	\$53.07	\$0.00	\$512.76	Statements sent
106	Waste collection fees	\$430.00	\$0.00	\$81.25	\$0.00	\$511.25	Statements sent
454	Recycling of old bins	\$159.78	\$0.00	\$0.00	\$0.00	\$159.78	Statements sent
366	Health premises fees	\$6.40	\$0.00	\$0.00	\$0.00	\$6.40	Statements sent
155	Contribution towards coastcare position	\$0.20	\$0.00	\$0.00	\$0.00	\$0.20	Statements sent
403	Venue hire	\$0.00	\$7,358.00	\$1,772.10	\$1,033.50	\$10,163.60	Statements sent
73	Waste collection fees	\$0.00	\$0.00	\$2,908.36	\$0.00	\$2,908.36	Current
86	Waste collection fees	\$0.00	\$0.00	\$2,770.95	\$0.00	\$2,770.95	Current
498	Reinstatement of footpath works	\$0.00	\$0.00	\$1,311.20	\$0.00	\$1,311.20	Current
41	Waste collection fees	\$0.00	\$0.00	\$1,109.54	\$0.00	\$1,109.54	Current
33	Waste collection fees	\$0.00	\$0.00	\$933.66	\$0.00	\$933.66	Current
128	Waste collection fees	\$0.00	\$0.00	\$784.94	\$0.00	\$784.94	Current
499	Reinstatement of footpath works	\$0.00	\$0.00	\$760.00	\$0.00	\$760.00	Current
245	Waste collection fees	\$0.00	\$0.00	\$758.55	\$0.00	\$758.55	Current
95	Waste collection fees	\$0.00	\$0.00	\$717.47	\$0.00	\$717.47	Current
479	Waste collection fees	\$0.00	\$0.00	\$689.91	\$0.00	\$689.91	Current
101	Waste collection fees	\$0.00	\$0.00	\$487.50	\$0.00	\$487.50	Current
133	Waste collection fees	\$0.00	\$0.00	\$486.85	\$0.00	\$486.85	Current
107	Waste collection fees	\$0.00	\$0.00	\$406.25	\$0.00	\$406.25	Current
444	Waste collection fees	\$0.00	\$0.00	\$405.60	\$0.00	\$405.60	Current
491	Waste collection fees	\$0.00	\$0.00	\$374.40	\$0.00	\$374.40	Current
448	Waste collection fees	\$0.00	\$0.00	\$276.68	\$0.00	\$276.68	Current
29	Waste collection fees	\$0.00	\$0.00	\$243.75	\$0.00	\$243.75	Current
81	Waste collection fees	\$0.00	\$0.00	\$243.75	\$0.00	\$243.75	Current
99	Waste collection fees	\$0.00	\$0.00	\$229.98	\$0.00	\$229.98	Current



# TOWN OF COTTESLOE

## SUNDRY DEBTORS REPORT AS AT 28 FEBRUARY 2014

<u>Debtor Number</u>	<u>Nature Of Debt</u>	<u>3+ Months</u>	<u>2+ Months</u>	<u>1+ Month</u>	<u>Current</u>	<u>Balance</u>	<u>Status</u>
52	Waste collection fees	\$0.00	\$0.00	\$229.97	\$0.00	\$229.97	Current
352	Waste collection fees	\$0.00	\$0.00	\$229.97	\$0.00	\$229.97	Current
4	Waste collection fees	\$0.00	\$0.00	\$196.24	\$0.00	\$196.24	Current
453	Waste collection fees	\$0.00	\$0.00	\$196.24	\$0.00	\$196.24	Current
180	Sale of books	\$0.00	\$0.00	\$164.00	\$0.00	\$164.00	Current
39	Waste collection fees	\$0.00	\$0.00	\$114.99	\$0.00	\$114.99	Current
98	Waste collection fees	\$0.00	\$0.00	\$114.99	\$0.00	\$114.99	Current
266	Waste collection fees	\$0.00	\$0.00	\$114.99	\$0.00	\$114.99	Current
416	Waste collection fees	\$0.00	\$0.00	\$114.99	\$0.00	\$114.99	Current
12	Waste collection fees	\$0.00	\$0.00	\$108.26	\$0.00	\$108.26	Current
30	Waste collection fees	\$0.00	\$0.00	\$81.25	\$0.00	\$81.25	Current
92	Waste collection fees	\$0.00	\$0.00	\$81.25	\$0.00	\$81.25	Current
261	Waste collection fees	\$0.00	\$0.00	\$81.25	\$0.00	\$81.25	Current
347	Waste collection fees	\$0.00	\$0.00	\$81.25	\$0.00	\$81.25	Current
351	Waste collection fees	\$0.00	\$0.00	\$81.25	\$0.00	\$81.25	Current
407	Waste collection fees	\$0.00	\$0.00	\$81.25	\$0.00	\$81.25	Current
410	Waste collection fees	\$0.00	\$0.00	\$81.25	\$0.00	\$81.25	Current
495	Waste collection fees	\$0.00	\$0.00	\$25.00	\$0.00	\$25.00	Current
98000	Business Activity Statement	\$0.00	\$0.00	\$0.00	\$8,186.93	\$8,186.93	Current
		=====	=====	=====	=====	=====	
		\$8,881.82	\$7,358.00	\$23,989.45	\$9,220.43	\$49,449.70	

## Rates and Charges Analysis

For Financial Year 2014 Period 8 ,as at 4/03/2014



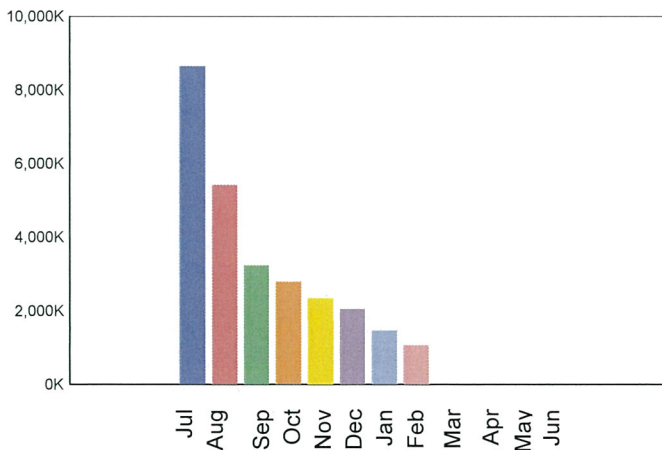
### Amounts Levied and Outstanding

<u>Rate or Charge Type</u>	<u>Amount Levied This Year</u>	<u>Total Balance Outstanding</u>
GRV General Rate	8,500,992.63	735,384.70
Additional Bin	88,054.18	20,906.89
Credit Balances	0.00	-51,509.03
Swimming Pool	7,920.00	2,677.50
ESL Category 1	1,223,151.45	329,363.52
ESL Category 5	0.00	4.05
Instalment Fees	15,940.20	10,487.17
Instalment PreInterest	32,447.58	22,786.54
	<b>9,868,506.04</b>	<b>1,070,101.34</b>

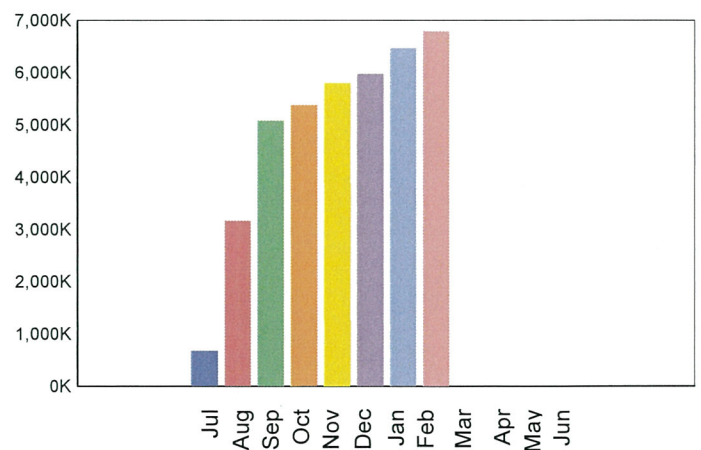
### Analysis of Outstanding Balance

<u>Bfwd At 1 July</u>	<u>Levied YTD</u>	<u>Rebated</u>	<u>Received</u>	<u>Other Trans</u>	<u>Balance</u>
255,046.17	9,868,506.04	-569,954.22	-8,513,093.52	29,596.87	<b>1,070,101.34</b>
<u>Current</u>	<u>Arrears</u>	<u>Interest</u>	<u>Legal</u>	<u>Deferred</u>	<u>Balance</u>
834,039.13	31,466.57	24,962.03	2,519.58	177,114.03	<b>1,070,101.34</b>

**Total Balance Outstanding By Month**



**YTD Collections By Month**



### Analysis of Assessments

Number of assessments	3,815
Number of assessments paid in full	2,571
Number of assessments with a balance outstanding	1,282
Number of assessments with arrears	155
Number of assessments on instalments	1,267
Number of assessments with pensioners or seniors	913
Number of assessments with deferred rates	28
Number of assessments with no payment yet	97

**TOWN OF COTTESLOE**

**CAPITAL WORKS PROGRAMME  
FOR THE PERIOD ENDED 1 JULY 2013 TO 28 FEBRUARY 2014**

<b>PROJECT NO</b>	<b>PROJECT</b>	<b>2013-2014 YTD ACTUAL</b> \$	<b>2013-2014 YTD BUDGET</b> \$	<b>2013-2014 BUDGET</b> \$	<b>Variations Budget to YTD Actual</b> \$	<b>Variations Budget to YTD Actual</b> %
<b>3.4120.2</b>	<b>LAND DEVELOPMENT</b> Old Cottesloe Depot Site	24,944	0	0	(24,944)	
<b>5.1068.2</b>	<b>CARPARK CONSTRUCTION</b> Forrest Street	76,980	70,000	70,000	(6,980)	(10%)
<b>5.1136.2</b>	Napier Street	112,558	134,000	134,000	21,442	16%
<b>5.3065.2</b>	Station Street	8,758	0	0	(8,758)	
<b>10.9000.2</b>	<b>DRAINAGE CONSTRUCTION</b> Cottesloe various	6,000	6,667	10,000	667	10%
<b>15.1002.2</b>	<b>FOOTPATH CONSTRUCTION</b> Ackland Way	2,608	2,500	2,500	(108)	(4%)
<b>15.1016.2</b>	Barsden Street	16,205	14,300	14,300	(1,905)	(13%)
<b>15.1026.2</b>	Brighton Street	0	18,100	18,100	18,100	100%
<b>15.1030.2</b>	Broome Street	20,389	17,300	17,300	(3,089)	
<b>15.1086.2</b>	Griver Street	0	16,900	16,900	16,900	
<b>15.1104.2</b>	Kathleen Street	26,386	25,900	25,900	(486)	
<b>15.1114.2</b>	Loma Street	14,753	14,800	14,800	47	
<b>15.1128.2</b>	Marmion Street	0	10,600	10,600	10,600	100%
<b>15.1136.2</b>	Napier Street	36	0	0	(36)	
<b>15.9000.2</b>	Bike Plan Works	6,038	130,000	130,000	123,962	95%
<b>15.9000.5</b>	Disability Access Ramp - Foreshore	298,919	263,755	263,755	(35,164)	(13%)

**TOWN OF COTTESLOE**

**CAPITAL WORKS PROGRAMME  
FOR THE PERIOD ENDED 1 JULY 2013 TO 28 FEBRUARY 2014**

<b>PROJECT NO</b>	<b>PROJECT</b>	<b>2013-2014 YTD ACTUAL</b> \$	<b>2013-2014 YTD BUDGET</b> \$	<b>2013-2014 BUDGET</b> \$	<b>Variations Budget to YTD Actual</b> \$	<b>Variations Budget to YTD Actual</b> %
<b>20.9000.2</b>	<b>IRRIGATION CONSTRUCTION</b> Cottesloe	1,206	13,334	20,000	12,128	91%
<b>25.9000.2</b>	<b>LANEWAY CONSTRUCTION</b> Cottesloe	39,866	81,200	81,200	41,334	51%
<b>30.9000.2</b>	<b>PARKS AND RESERVES CONSTRUCTION</b> Playgrounds various	9,257	30,000	30,000	20,743	69%
<b>30.9000.5</b>	Cottesloe Natural Area Upgrade	6,153	10,003	15,000	3,850	38%
<b>35.4050.2</b>	<b>PROPERTY CONSTRUCTION</b> Civic Centre - Voltage Optimisation	0	31,500	31,500		
<b>35.4050.5</b>	Civic Centre - Air Conditioning	27,409	80,000	80,000	52,591	66%
<b>35.4135.2</b>	Joint Library	3,888	0	0		
<b>35.6030.2</b>	Civic Centre Grounds Restoration	76,404	146,674	220,000	70,270	48%
<b>40.1036.2</b>	<b>ROAD CONSTRUCTION/ REHABILITATION</b> Chamberlain Street	31,351	62,200	62,200	30,849	50%
<b>40.1058.2</b>	Elizabeth Street	48,512	54,600	54,600	6,088	11%
<b>40.1074.2</b>	Geraldine Street	17,506	15,800	15,800	(1,706)	(11%)
<b>40.1098.2</b>	Jarrad Street	19,533	19,800	19,800	267	1%
<b>40.1168.2</b>	Salvado Street	37,747	27,100	27,100	(10,647)	(39%)
<b>40.1202.2</b>	William Street	38,297	22,800	22,800	(15,497)	(68%)
<b>40.1204.2</b>	Windsor Street	32,553	24,500	24,500	(8,053)	(33%)

**TOWN OF COTTESLOE**

**CAPITAL WORKS PROGRAMME**

**FOR THE PERIOD ENDED 1 JULY 2013 TO 28 FEBRUARY 2014**

<b>PROJECT NO</b>	<b>PROJECT</b>	<b>2013-2014 YTD ACTUAL</b> \$	<b>2013-2014 YTD BUDGET</b> \$	<b>2013-2014 BUDGET</b> \$	<b>Variations Budget to YTD Actual</b> \$	<b>Variations Budget to YTD Actual</b> %
<b>41.1048.2</b>	<b>ROAD SAFETY &amp; SPEED RESTRICTION</b>					
	Curtin Avenue	19,156	0	285,000	(19,156)	
<b>41.1060.2</b>	Eric Street	0	0	75,000	0	
<b>41.9000.2</b>	Safety & Speed Program Yr 3	1,180	30,000	55,000	28,820	96%
<b>42.9000.2.</b>	<b>STREET FURNITURE</b>					
	Three Bin System	139,843	0	0	(139,843)	
<b>43.6080.2.57</b>	<b>MISCELLANEOUS INFRASTRUCTURE</b>					
	Viewing Tower - Foreshore	0	32,000	32,000	32,000	100%
<b>43.9000.2.57</b>	Town Centre Improvements	0	50,000	100,000	50,000	
<b>43.9000.2.57</b>	Sculpture	5,552	0	70,000	(5,552)	
<b>43.1176.2</b>	CCTV - Station Street	44,045	0	0	(44,045)	
<b>43.9000.5</b>	Upgrade to Parking Software	10,548	0	0	(10,548)	
<b>47.9000.2.57</b>	<b>PLANT &amp; VEHICLES</b>					
	Passenger Vehicle - CEO	48,405	45,000	45,000	(3,405)	(8%)
<b>47.9000.2.57</b>	Passenger Vehicle - SPO	34,651	36,000	36,000	1,349	4%
<b>47.9000.2.57</b>	Passenger Vehicle - MDS	0	36,000	36,000	36,000	100%
<b>47.9000.2.57</b>	Passenger Vehicle - MES	34,613	36,000	36,000	1,387	4%
<b>47.9000.2.57</b>	Passenger Vehicle - WS	31,941	33,000	33,000	1,059	3%
<b>47.9000.2.57</b>	Passenger Vehicle - Ranger	34,160	35,000	35,000	840	2%
<b>47.9000.2.57</b>	Utility Vehicle - AWS	25,450	24,600	24,600	(850)	(3%)
<b>47.9000.2.57</b>	Depot Utility Vehicles (3)	66,836	71,000	71,000	4,164	6%
<b>47.9000.2.57</b>	Kubota Mower	24,200	29,000	29,000	4,800	17%

**TOWN OF COTTESLOE**

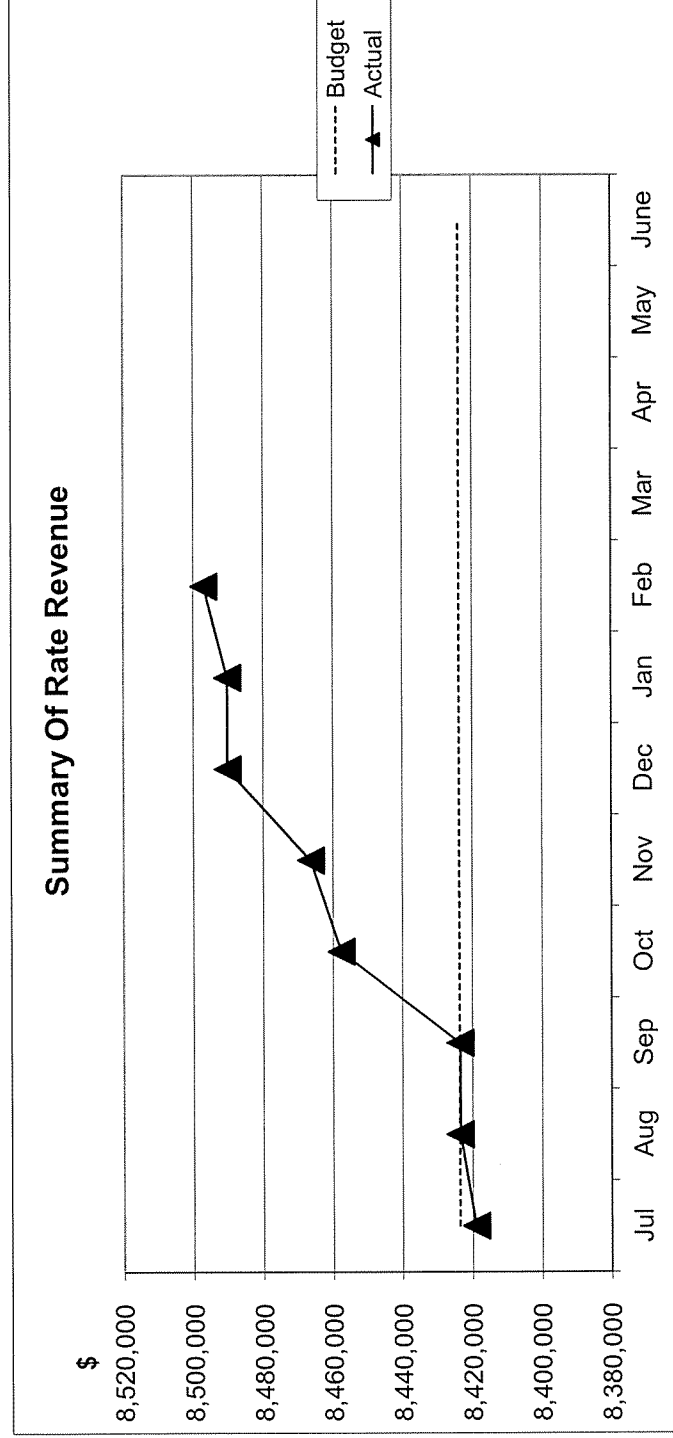
**CAPITAL WORKS PROGRAMME  
FOR THE PERIOD ENDED 1 JULY 2013 TO 28 FEBRUARY 2014**

<b>PROJECT NO</b>	<b>PROJECT</b>	<b>2013-2014 YTD ACTUAL</b> \$	<b>2013-2014 YTD BUDGET</b> \$	<b>2013-2014 BUDGET</b> \$	<b>Variations Budget to YTD Actual</b> \$	<b>Variations Budget to YTD Actual</b> %
47.9000.2.57	Stihl Pole Pruners (2)	0	2,600	2,600	2,600	100%
47.9000.2.57	Stihl Chain Saws (3)	0	3,700	3,700	3,700	100%
47.9000.2.57	Stihl Hedge Trimmers (2)	0	2,000	2,000	2,000	100%
47.9000.2.57	Stihl Brush Cutters (3)	223	3,600	3,600	3,377	94%
	Concrete Saw & Trolley	2,680	0	0	(2,680)	
	<b>IT, OFFICE EQUIPMENT &amp; FURNITURE</b>					
49.9000.2.57	Civic Centre Furniture	13,125	3,333	5,000	(11,470)	(344%)
49.9000.2.57	Desktop Devices	7,020	5,091	7,636	(1,929)	(38%)
49.9000.2.57	Mobile Devices	4,386	3,182	4,773	(1,204)	(38%)
49.9000.2.57	Photocopier	18,474	13,333	20,000	(5,141)	(39%)
49.9000.2.57	TRIM Upgrade	2,650	10,000	15,000	7,350	73%
49.9000.2.57	Authority Upgrade	14,803	20,000	30,000	5,197	26%
	Offsite replication of VM's as part of Data					
49.9000.2.57	Recovery Plan	14,974	8,736	13,104	(6,238)	(71%)
49.9000.2.57	Upgrade/Replacement of Network Switches	0	2,832	4,248	2,832	100%
49.9000.2.57	Replacement of SAN	15,306	11,652	17,478	(3,654)	(31%)
49.9000.2.57	Virtual Server Upgrades	26,712	18,347	27,520	(8,365)	(46%)
49.9000.2.57	Data Rack for New Depot	0	836	1,254	836	100%
	<b>Totals</b>	<b>1,645,189</b>	<b>1,911,175</b>	<b>2,553,168</b>	<b>236,696</b>	<b>14%</b>

# TOWN OF COTTESLOE

## GRAPHICAL SUMMARY BY NATURE & TYPE FOR 2013 - 2014

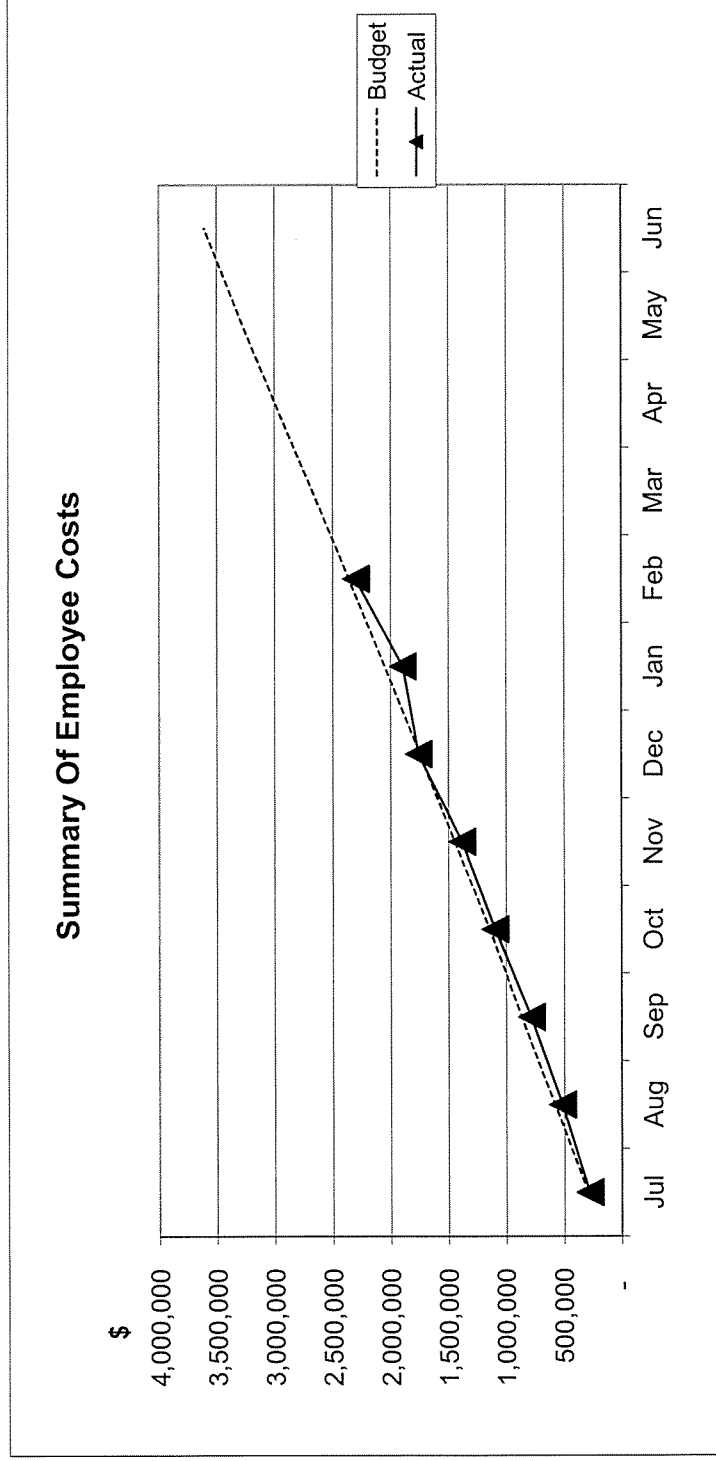
FOR THE PERIOD ENDED 1 JULY 2013 TO 28 FEBRUARY 2014



# TOWN OF COTTESLOE

## GRAPHICAL SUMMARY BY NATURE & TYPE FOR 2013 - 2014

FOR THE PERIOD ENDED 1 JULY 2013 TO 28 FEBRUARY 2014

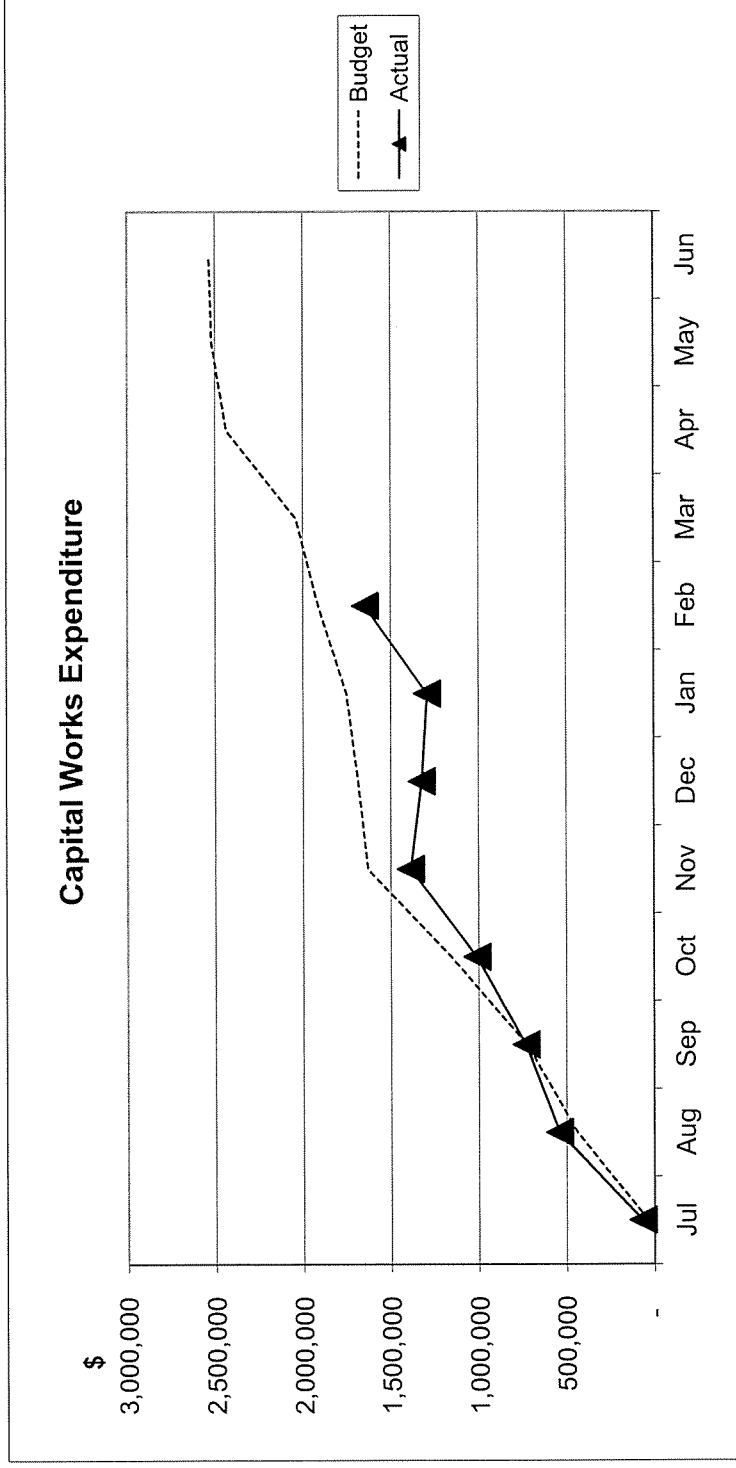




# TOWN OF COTTESLOE

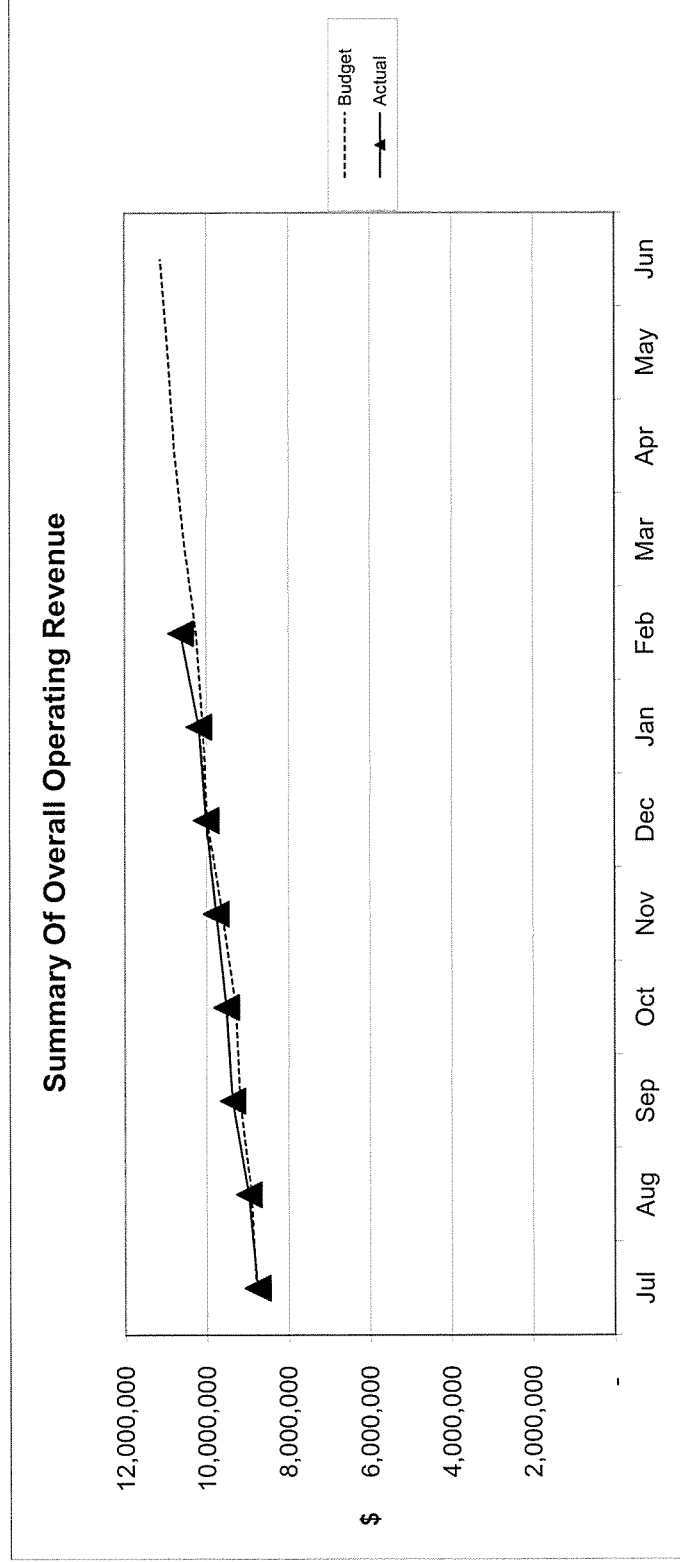
## GRAPHICAL SUMMARY BY NATURE & TYPE FOR 2013 - 2014

FOR THE PERIOD ENDED 1 JULY 2013 TO 28 FEBRUARY 2014



# TOWN OF COTTESLOE

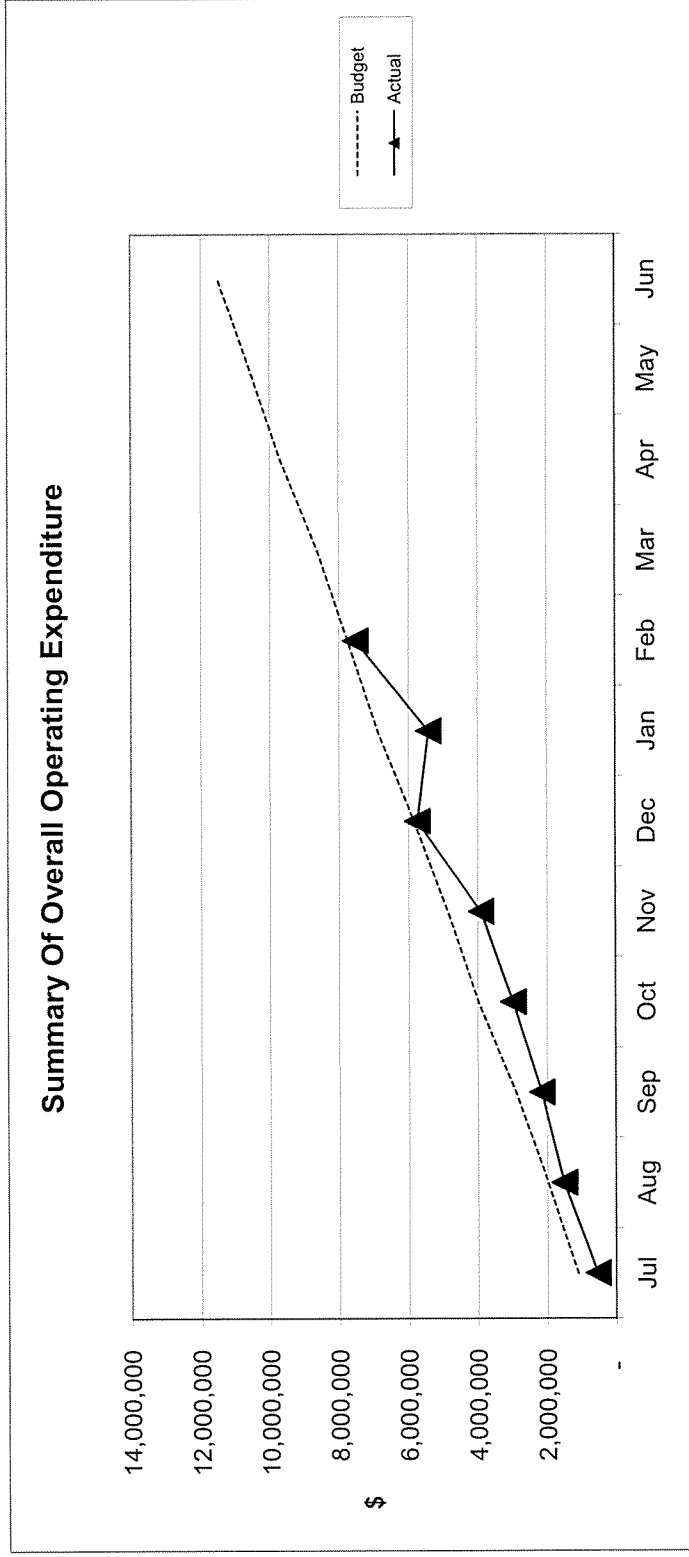
## GRAPHICAL SUMMARY OF REVENUE, EXPENDITURE AND NET POSITION FOR 2013 - 2014 FOR THE PERIOD ENDED 1 JULY 2013 TO 28 FEBRUARY 2014



# TOWN OF COTTESLOE

## GRAPHICAL SUMMARY OF REVENUE, EXPENDITURE AND NET POSITION FOR 2013 - 2014

FOR THE PERIOD ENDED 1 JULY 2013 TO 28 FEBRUARY 2014



# TOWN OF COTTESLOE

## GRAPHICAL SUMMARY OF REVENUE, EXPENDITURE AND NET POSITION FOR 2013 - 2014

FOR THE PERIOD ENDED 1 JULY 2013 TO 28 FEBRUARY 2014

