


# TOWN OF COTTESLOE



## FINANCIAL STATEMENTS

FOR THE PERIOD 1 JULY 2013 TO 31 JANUARY 2014

PRESENTED TO THE WORKS AND CORPORATE SERVICES  
COMMITTEE ON 18 FEBRUARY 2014



# TOWN OF COTTESLOE

## FINANCIAL STATEMENTS

FOR THE PERIOD 1 JULY 2013 TO 31 JANUARY 2014

### TABLE OF CONTENTS

Statement of Financial Activity	1
Operating Statement By Program	2
Operating Statement By Nature & Type	3
Balance Sheet	4 - 5
Surplus/(Deficit Position)	6
Variance Analysis	7 - 10
Other Information	
- List of Payments	11 - 16
- Reserves	17 - 18
- Investments	19
- Loans	20
- Sundry Debtors	21
- Rates Analysis	22
- Capital Works Programme	23 - 26
- Budget Amendments	27
- Graphs	28 - 33



TOWN OF COTTESLOE

STATEMENT OF FINANCIAL ACTIVITY

FOR THE PERIOD ENDED 1 JULY 2013 TO 31 JANUARY 2014

	2013-2014 YTD Actual \$	2013-2014 YTD Budget \$	2013-2014 Budget \$	Variances YTD Actual to YTD Budget \$	Variances YTD Actual to YTD Budget %
<b>Operating Revenue</b>					
General Purpose Funding	251,833	194,447	394,939	57,386	30%
Governance	62,486	44,376	53,750	18,110	41%
Law, Order and Public Safety	23,127	8,548	15,100	14,579	171%
Health	72,433	73,462	78,710	(1,029)	(1%)
Education and Welfare	16,149	15,252	30,500	897	6%
Community Amenities	358,735	264,930	469,005	93,805	35%
Recreation and Culture	160,139	170,780	352,842	(10,641)	(6%)
Transport	596,232	703,952	1,149,900	(107,720)	(15%)
Economic Services	133,083	61,352	122,700	71,731	117%
Other Property and Services	11,059	10,750	21,500	309	3%
<b>Total Operating Revenue</b>	<b>1,685,276</b>	<b>1,547,849</b>	<b>2,688,946</b>	<b>137,427</b>	<b>9%</b>
<b>Operating Expenditure</b>					
General Purpose Funding	(123,567)	(128,238)	(243,477)	4,671	4%
Governance	87,361	(464,381)	(680,642)	551,742	119%
Law, Order and Public Safety	(137,414)	(144,480)	(276,161)	7,066	5%
Health	(110,716)	(122,886)	(245,751)	12,170	10%
Education and Welfare	(136,973)	(115,534)	(227,957)	(21,439)	(19%)
Community Amenities	(1,677,141)	(1,507,766)	(3,105,326)	(169,375)	(11%)
Recreation and Culture	(1,485,157)	(1,683,962)	(3,406,001)	198,805	12%
Transport	(1,594,729)	(1,398,300)	(2,878,042)	(196,429)	(14%)
Economic Services	(212,336)	(242,590)	(392,524)	30,254	12%
Other Property and Services	(25,835)	(17,964)	(16,068)	(7,871)	(44%)
<b>Total Operating Expenditure</b>	<b>(5,416,507)</b>	<b>(5,826,101)</b>	<b>(11,471,949)</b>	<b>409,594</b>	<b>7%</b>
<b>Adjustments for Non Cash</b>					
(Profit)/Loss on Asset Disposal	39,821	0	0	39,821	
Movement in Deferred Pensioners	0	0	0	0	
Movement in Employee Benefit Provisions	0	0	0	0	
Depreciation	1,012,879	1,040,384	2,080,737	(27,505)	(3%)
<b>Total Adjustments for Non Cash</b>	<b>1,052,700</b>	<b>1,040,384</b>	<b>2,080,737</b>	<b>12,316</b>	<b>1%</b>
<b>Capital Expense and Revenue</b>					
Additions - Furniture & Equipment	(73,665)	(73,008)	(146,014)	(657)	(1%)
Additions - Land & Buildings	(96,926)	(190,000)	(331,500)	93,074	49%
Additions - Plant & Equipment	(304,129)	(357,500)	(357,500)	53,371	15%
Additions - Roads	(48,045)	(256,800)	(641,800)	208,755	81%
Additions - Car Parks	(196,506)	(204,000)	(204,000)	7,494	4%
Additions - Footpaths	(364,634)	(439,255)	(514,155)	74,621	17%
Additions - Drainage	(6,000)	(5,000)	(10,000)	(1,000)	(20%)
Additions - Parks & Reserves	(3,559)	(37,502)	(45,000)	33,943	91%
Additions - Miscellaneous	(16,100)	(32,000)	(202,000)	15,900	50%
Additions - Street Furniture	(139,843)	0	0	(139,843)	0%
Additions - Right of Ways	0	(81,200)	(81,200)	81,200	100%
Additions - Irrigation	(1,206)	(10,000)	(20,000)	8,794	88%
Proceeds from Disposal of Assets	159,598	179,750	179,750	(20,152)	11%
Proceeds from New Loans	0	0	0	0	0%
Principal Repayments/Disbursements	(176,223)	(176,223)	(357,642)	0	0%
Self Supporting Principal Repayments	22,541	22,541	45,755	0	0%
Transfer from Reserves	207,323	369,323	379,323	(162,000)	44%
Transfer to Reserves	(40,983)	(39,321)	(58,782)	(1,662)	(4%)
<b>Total Capital Expense and Revenue</b>	<b>(1,078,357)</b>	<b>(1,330,195)</b>	<b>(2,364,765)</b>	<b>251,838</b>	<b>19%</b>
Opening Surplus / (Deficit)	1,005,515	643,339	643,339	362,176	56%
Closing Surplus / (Deficit)	5,738,846	4,498,968	0	1,239,878	28%
<b>AMOUNT REQUIRED FROM RATES</b>	<b>(8,490,219)</b>	<b>(8,423,692)</b>	<b>(8,423,692)</b>	<b>(66,527)</b>	<b>(1%)</b>



# TOWN OF COTTESLOE

## OPERATING STATEMENT BY PROGRAM

FOR THE PERIOD ENDED 1 JULY 2013 TO 31 JANUARY 2014

	2013-2014 Actual \$	2013-2014 YTD Budget \$	2013-2014 Budget \$	Variances Budget to YTD Actual \$	Variances Budget to YTD Actual %
<b>Revenue from Ordinary Activities</b>					
General Purpose Funding	8,742,052	8,618,141	8,818,633	123,911	1%
Governance	62,486	44,376	53,750	18,110	41%
Law, Order and Public Safety	23,127	8,548	15,100	14,579	171%
Health	72,433	73,462	78,710	(1,029)	(1%)
Education and Welfare	16,149	15,252	30,500	897	2,252%
Community Amenities	358,735	264,930	469,005	93,805	(40%)
Recreation and Culture	158,444	170,780	352,842	(12,336)	180%
Transport	478,696	211,952	550,900	266,744	(37%)
Economic Services	133,083	61,352	122,700	71,731	(82%)
Other Property and Services	11,059	10,750	21,500	309	3%
<b>Total Operating Revenue</b>	<b>10,056,264</b>	<b>9,479,543</b>	<b>10,513,640</b>	<b>576,721</b>	<b>6%</b>
<b>Expenses from Ordinary Activities</b>					
General Purpose Funding	(123,567)	(128,238)	(243,477)	4,671	4%
Governance	95,638	(463,883)	(679,642)	559,521	121%
Law, Order and Public Safety	(137,414)	(144,480)	(276,161)	7,066	5%
Health	(110,716)	(122,886)	(245,751)	12,170	10%
Education and Welfare	(136,973)	(115,534)	(227,957)	(21,439)	(19%)
Community Amenities	(1,670,891)	(1,507,766)	(3,105,326)	(163,125)	(11%)
Recreation and Culture	(1,389,891)	(1,501,068)	(3,040,209)	111,177	7%
Transport	(1,594,729)	(1,398,300)	(2,878,044)	(196,429)	(14%)
Economic Services	(212,336)	(242,590)	(392,524)	30,254	12%
Other Property and Services	(8,777)	(17,964)	(16,068)	9,187	51%
<b>Total Operating Expenditure</b>	<b>(5,289,656)</b>	<b>(5,642,709)</b>	<b>(11,105,159)</b>	<b>353,053</b>	<b>6%</b>
<b>Borrowing Costs</b>					
Governance	0	(498)	(1,000)	498	100%
Recreation and Culture	(81,801)	(182,894)	(365,792)	101,093	55%
<b>Total Borrowing Costs</b>	<b>(81,801)</b>	<b>(183,392)</b>	<b>(366,792)</b>	<b>101,591</b>	<b>55%</b>
<b>Grants/Contributions for Asset Development</b>					
Transport	114,000	492,000	599,000	(378,000)	(77%)
<b>Total Grants/Contributions for Asset Development</b>	<b>114,000</b>	<b>492,000</b>	<b>599,000</b>	<b>(378,000)</b>	<b>(77%)</b>
<b>Profit/ (Loss) on Asset Disposal</b>					
Governance	(8,278)	0	0	(8,278)	
Recreation and Culture	(11,771)	0	0	(11,771)	
Transport	3,536	0	0	3,536	
Community Amenities	(6,251)	0	0	(6,251)	
Other Property and Services	(17,058)	0	0	(17,058)	
<b>Total Profit/ (Loss) on Asset Disposal</b>	<b>(39,822)</b>	<b>0</b>	<b>0</b>	<b>(39,822)</b>	
<b>NET PROFIT OR LOSS</b>	<b>4,758,985</b>	<b>4,145,442</b>	<b>(359,311)</b>	<b>613,543</b>	<b>(15%)</b>





# TOWN OF COTTESLOE

## OPERATING STATEMENT BY NATURE & TYPE

FOR THE PERIOD ENDED 1 JULY 2013 TO 31 JANUARY 2014

	2013-2014 YTD Actual \$	2013-2014 YTD Budget \$	2013-2014 Adopted Budget \$	Variances Budget to Actual YTD \$	Variances Budget to Actual YTD %
<b>Operating Revenue</b>					
Rates	8,490,219	8,423,694	8,423,694	66,525	1%
Grants - Operating	84,442	85,647	158,289	(1,205)	(1%)
Fees & Charges	1,172,626	723,538	1,432,180	449,088	62%
Interest Earnt	148,706	98,726	219,500	49,980	51%
Other Revenue	160,272	147,938	279,977	12,334	8%
<b>Total Operating Revenue</b>	<b>10,056,265</b>	<b>9,479,543</b>	<b>10,513,640</b>	<b>576,722</b>	<b>6%</b>
<b>Operating Expenditure</b>					
Employee Costs	(1,892,955)	(1,742,437)	(3,649,000)	(150,518)	(9%)
Contractors and Materials	(1,892,308)	(2,069,923)	(4,000,000)	177,615	9%
Depreciation	(1,012,839)	(1,040,384)	(2,080,737)	27,545	3%
Insurance	(186,089)	(174,856)	(174,856)	(11,233)	(6%)
Interest Expense	(81,801)	(183,392)	(366,792)	101,591	55%
Utility Costs	(142,193)	(161,610)	(335,000)	19,417	12%
Other Expenses	(163,274)	(453,499)	(865,566)	290,225	64%
<b>Total Operating Expenditure</b>	<b>(5,371,459)</b>	<b>(5,826,101)</b>	<b>(11,471,951)</b>	<b>454,642</b>	<b>8%</b>
Grants/Contributions - Non Operating	114,000	492,000	599,000	(378,000)	(77%)
Profit on Asset Disposals	5,231	0	0	5,231	
Loss on Asset Disposals	(45,052)	0	0	(45,052)	
<b>NET PROFIT OR LOSS</b>	<b>4,758,985</b>	<b>4,145,442</b>	<b>(359,311)</b>	<b>613,543</b>	<b>15%</b>



# TOWN OF COTTESLOE

## STATEMENT OF FINANCIAL POSITION

FOR THE PERIOD 1 JULY 2013 TO 31 JANUARY 2014

	2013-2014 YTD Actual	2012-2013 YTD Actual	2012-2013 Actual
<b>CURRENT ASSETS</b>			
Receivables			
Rates	1,516,189	1,918,052	56,450
Sundry Debtors	107,967	67,905	173,128
Accrued Income	0	82,789	19,329
Self Supporting Loans	23,213	21,888	45,755
Other	0	(40)	0
Inventories			
Stock - Books	41,524	46,125	41,554
Cash Assets			
Municipal Account	334,127	279,568	61,590
Till Floats	700	700	370
Investment Account	486,322	154,662	24,588
Term Investments	3,739,963	4,205,834	1,503,782
Restricted - Reserves	673,133	887,480	1,297,386
Restricted - Trust	599,356	572,683	599,426
	<hr/>	<hr/>	<hr/>
<b>TOTAL CURRENT ASSETS</b>	<b>7,522,494</b>	<b>8,237,646</b>	<b>3,823,358</b>
<b>CURRENT LIABILITIES</b>			
Payables	584,270	877,700	166,512
Payable Trust	645,181	609,977	604,125
Accrued Expenses	0	722,003	704,064
Interest Bearing Liabilities	181,419	171,178	357,642
Provisions	28,046	478,852	584,942
	<hr/>	<hr/>	<hr/>
<b>TOTAL CURRENT LIABILITIES</b>	<b>1,438,916</b>	<b>2,859,710</b>	<b>2,417,285</b>
<b>NON CURRENT ASSETS</b>			
Receivables			
Deferred Rates & ESL	177,114	202,338	198,596
Self Supporting Loans	291,857	337,611	291,857
Property Plant and Equipment			
Furniture and Equipment	392,443	358,630	384,382
Land and Buildings	14,665,535	12,033,858	12,097,990
Plant and Equipment	755,338	623,919	754,885
Equity Investments	1,055,826	1,213,798	1,055,450
Infrastructure			
Roads	6,427,193	7,001,956	6,801,575
Car Parks	770,030	11,237	519,473
Footpaths	1,974,638	1,761,518	1,703,630
Drainage	3,401,040	3,496,033	3,447,027
Parks and Reserves	145,341	163,988	166,879
Miscellaneous	637,384	684,160	705,554
Street Furniture	340,912	221,305	214,356
Right of Ways	194,479	201,044	198,170
Irrigation	273,086	319,990	285,727
	<hr/>	<hr/>	<hr/>
<b>TOTAL NON CURRENT ASSETS</b>	<b>31,502,216</b>	<b>28,631,385</b>	<b>28,825,551</b>
<b>NON CURRENT LIABILITIES</b>			
Interest Bearing Liabilities	5,513,130	5,870,772	5,513,130
Provisions	2	66,507	64,648
	<hr/>	<hr/>	<hr/>
<b>TOTAL NON CURRENT LIABILITIES</b>	<b>5,513,132</b>	<b>5,937,279</b>	<b>5,577,778</b>
<b>NET ASSETS</b>	<hr/> <b>32,072,662</b>	<hr/> <b>28,072,042</b>	<hr/> <b>24,653,846</b>

# TOWN OF COTTESLOE

## STATEMENT OF FINANCIAL POSITION

FOR THE PERIOD 1 JULY 2013 TO 31 JANUARY 2014

	2013-2014 YTD Actual	2012-2013 YTD Actual	2012-2013 Actual
<b>EQUITY</b>			
Reserves - Cash Backed	1,131,048	887,482	1,297,388
Reserves - Asset Revaluation	239,554	98,818	239,554
Retained Surplus	30,702,064	27,081,432	23,116,904
<b>TOTAL EQUITY</b>	<b>32,072,666</b>	<b>28,067,732</b>	<b>24,653,846</b>
<b>RESERVES - CASH BACKED</b>			
Opening Balance	1,297,388	1,011,812	938,932
Transfer to Reserves	40,983	16,802	944,588
Transfer from Reserves	(207,323)	(141,132)	(586,132)
<b>TOTAL RESERVES - CASH BACKED</b>	<b>1,131,048</b>	<b>887,482</b>	<b>1,297,388</b>
<b>RESERVES - ASSET REVALUATION</b>			
Opening Balance	239,554	98,818	239,554
<b>TOTAL RESERVES - ASSET REVALUATION</b>	<b>239,554</b>	<b>98,818</b>	<b>239,554</b>
<b>RETAINED SURPLUS</b>			
Opening Balance	25,776,737	22,979,287	23,078,105
Change in Net Assets from Operations	4,758,987	3,977,815	397,255
Transfer from Reserve	207,323	141,132	586,132
Transfer to Reserve	(40,983)	(16,802)	(944,588)
<b>TOTAL RETAINED SURPLUS</b>	<b>30,702,064</b>	<b>27,081,432</b>	<b>23,116,904</b>
<b>TOTAL EQUITY</b>	<b>32,072,666</b>	<b>28,067,732</b>	<b>24,653,846</b>

**TOWN OF COTTESLOE**

**SURPLUS/(DEFICIT) ANALYSIS**

**FOR THE PERIOD 1 JULY 2013 TO 31 JANUARY 2014**

	YTD Actual \$	2013 \$
<b>Surplus/(Deficit)</b>	5,738,846	1,005,515
<b><u>Comprises:</u></b>		
Cash - Unrestricted	4,561,113	1,587,324
Cash - Restricted	1,730,402	1,370,267
Unspent Grant Transfer	0	3,006
Rates - Current	1,516,189	56,450
Sundry Debtors	107,967	173,128
Accrued Income	0	19,329
GST Receivable	0	53,780
Other Tax Debtors	0	295
Inventories		
- History Books	41,524	41,554
<b>Less:</b>		
Reserves - Restricted Cash	(1,730,402)	(1,370,267)
Sundry Creditors	(568,415)	(152,770)
Accrued Expenses	0	(459,013)
Accrued Interest on Debentures	0	(104,205)
Accrued Salaries and Wages	0	(140,846)
Other Tax Liabilities	0	(72,519)
Current Employee Benefits Provision	(626,475)	(584,942)
Add back: Component of Leave Liability not required to be funded	626,475	584,942
Other	80,468	0
<b>Surplus/(Deficit)</b>	5,738,846	1,005,513

0



TOWN OF COTTESLOE

STATEMENT OF FINANCIAL ACTIVITY - VARIANCE ANALYSIS  
FOR THE PERIOD ENDED 1 JULY 2013 TO 31 DECEMBER 2013

**Note 2. VARIANCES (Report on material variances from the Statement of Financial Activity)**  
(Material variances are deemed to be greater than 15% or \$25,000)

**OPERATING REVENUE**

<u>Program/Nature &amp; Type</u>	<u>YTD Actual</u> \$	<u>YTD Budget</u> \$	<u>Variance</u> \$	<u>Variance</u> %	<u>Impact of Variation</u>	<u>Main Factors</u> \$	<u>Manager</u>	<u>Officer</u>	<u>Main Factors Influencing Variance</u>
General Purpose Funding	251,833	213,845	37,988	18%	Extra revenue	41,946	FM	FM	Extra investment income / Interim Rates
Governance	62,486	45,940	16,546	36%	Extra revenue	15,913	FM	FM	Extra income from reimbursements
Law, Order & Public Safety	23,127	9,640	13,487	140%	Timing Extra revenue	8,159 5,328	FM FM	FM FM	Timing of reimbursements Income from cat registrations
Community Amenities	358,735	279,097	79,638	29%	Possibly extra revenue	41,693	MDS	MDS	Extra revenue from town planning fees Extra income from the sale of a renewable energy certificate
					Timing	10,309 15,754	MDS MDS	SO SO	Timing of sustainability contributions
Transport	596,232	754,528	(158,296)	(21%)	Extra revenue Timing	217,192 (378,000)	MCCS MES	SR MES	Extra revenue from parking Timing of grant contributions
Economic Services	117,247	61,352	55,895	91%	Possibly extra revenue	46,982	BS	BS	Extra building application fees

TOWN OF COTTESLOE

STATEMENT OF FINANCIAL ACTIVITY - VARIANCE ANALYSIS  
FOR THE PERIOD ENDED 1 JULY 2013 TO 31 DECEMBER 2013

Note 2. VARIANCES (Report on material variances from the Statement of Financial Activity)

OPERATING EXPENDITURE

<u>Program/Nature &amp; Type</u>	<u>YTD Actual</u> \$	<u>YTD Budget</u> \$	<u>Variance</u> \$	<u>Variance</u> %	<u>Impact of Variation</u>	<u>Main Factors</u> \$	<u>Manager</u>	<u>Officer</u>	<u>Main Factors Influencing Variance</u>
Health	(102,617)	(122,886)	20,269	16%	Possible savings	10,434	PEHO	PEHO	Timing of health wages and superannuation
Community Amenities	(1,575,567)	(1,507,766)	(67,801)	(4%)	Extra expenditure	(29,692)	MDS	PEHO	Extra expenditure for waste removal Consultancy expenses incurred with the design of new restrooms at the foreshore Timing of sustainability projects
Recreation & Culture	(1,493,480)	(1,683,962)	190,482	11%	Non Cash	32,934	FM	FM	Depreciation less than forecast Coast Care employee not employed directly by Perth Region NRM; corresponding change to revenue
Transport	(1,511,194)	(1,398,300)	(112,894)	(8%)	Extra expenditure Extra expenditure Timing	36,329 40,079 42,565	FM FM FM	FM FM FM	Contract change Timing of buildings maintenance Timing of parks maintenance
Economic Services	(203,340)	(242,590)	39,250	16%	Timing	(16,957)	MCCS	SR	Employee costs more than anticipated
Other Property & Services	(6,516)	(18,281)	11,765	64%	Timing	(18,489) (58,482)	MCCS MES	SR WS	Parking contractor costs more than anticipated Timing of street tree maintenance
			28,998				BS	BS	Timing of contractors
							FM	FM	Allocation of public works overheads and plant costs



TOWN OF COTTESLOE

STATEMENT OF FINANCIAL ACTIVITY - VARIANCE ANALYSIS  
FOR THE PERIOD ENDED 1 JULY 2013 TO 31 DECEMBER 2013

Note 2. VARIANCES (Report on material variances from the Statement of Financial Activity)

**CAPITAL, NON CASH & RESERVE TRANSFERS**

Program/Nature & Type	YTD Actual \$	YTD Budget \$	Variance \$	Variance %	Impact of Variation	Main Factors \$	Manager	Officer	Main Factors Influencing Variance
<b>Non Cash</b>									
Depreciation	1,012,839	1,213,916	(201,077)	(17%)	Non cash item	(201,077)	FM	FM	Timing of depreciation run
<b>Capital Expenditure</b>									
- Land & Buildings	(96,926)	(239,848)	142,922	60%	Timing	142,922	MES	FM	Timing of expenditure
- Plant & Equipment	(304,129)	(357,500)	53,371	15%	Timing	53,371	MES	FM	Timing of plant and vehicle purchases
- Infrastructure Roads	(48,045)	(256,800)	208,755	81%	Timing	208,755	MES	FM	Timing of road construction
- Infrastructure Footpaths	(364,634)	(439,255)	74,621	17%	Timing	74,621	MES	FM	Timing of footpath construction
- Infrastructure Parks & Reserves	(2,745)	(37,502)	34,757	93%	Timing	34,757	MES	MES	Timing of parks construction

TOWN OF COTTESLOE

STATEMENT OF FINANCIAL ACTIVITY - VARIANCE ANALYSIS  
FOR THE PERIOD ENDED 1 JULY 2013 TO 31 DECEMBER 2013

Note 2. VARIANCES (Report on material variances from the Statement of Financial Activity)  
CAPITAL, NON CASH & RESERVE TRANSFERS - Continued

Program/Nature & Type	Variance \$	Variance %	Manager	Officer	Main Factors Influencing Variance			
- Infrastructure Miscellaneous	(58,028)	(32,000)	(26,028)	(81%)	Extra expenditure	MES	FM	CCTV installed at Station Street
- Infrastructure Street Furniture	(139,843)	0	(139,843)		Extra expenditure	MDS	PEHO	Budget amendment - new three bin system
- Infrastructure Right Of Ways	0	(81,200)	81,200	100%	Timing	MES	FM	Timing of ROW construction
- Infrastructure Irrigation	(1,206)	(10,000)	8,794	88%	Timing	MES	FM	Timing of irrigation construction
<b>CAPITAL, NON CASH &amp; RESERVE TRANSFERS (Cont'd)</b>								
	Variance \$	Variance %	Manager	Officer	Main Factors Influencing Variance			
- Proceeds from Disposal of Assets	96,475	179,750	(83,275)	46%	Timing	FM	FM	Timing of disposals
- Transfers from Reserves	207,323	369,323	(162,000)	44%	Timing	FM	FM	Timing of transfers from reserves

TOWN OF COTTESLOE

LIST OF ACCOUNTS PAID DURING JANUARY 2014 AND PRESENTED TO A MEETING OF THE WORKS & CORPORATE SERVICES COMMITTEE HELD ON 18 FEBRUARY 2014

CERTIFICATE OF CHIEF EXECUTIVE OFFICER



<u>Date</u>	<u>Payment Reference</u>	<u>Payee</u>	<u>Description</u>	<u>Amount</u>
10/01/2014	00024513	Alinta	Charges from 20 Sep - 19 Dec 13 - Depot	\$66.50
10/01/2014	00024514	BCITF	BCITF Nov 2013	\$17,548.96
10/01/2014	00024515	Bluestone Corporation T/A Boatshed	Catering Supplies	\$200.00
10/01/2014	00024516	Building Commission	BSL for Nov 2013	\$2,993.11
10/01/2014	00024517	City of Nedlands	Contribution WHADJUK Trails Project Officer	\$5,266.80
10/01/2014	00024518	Collins Booksellers	3 x 2014 Diaries	\$79.05
10/01/2014	00024519	Cottesloe Cycle	Replacement tyre tube, pump and repair kit	\$75.00
10/01/2014	00024520	Cottesloe Primary School	2013 Walk To School Day Donation	\$200.00
10/01/2014	00024521	Jason Sign Makers	50 x SEC-TP brackets	\$176.00
10/01/2014	00024522	Napoleon Street Newsagency	Various Supplies for Carols by Candlelight	\$825.00
10/01/2014	00024523	Rusted Solutions	5lt stain remover	\$276.84
10/01/2014	00024524	Synergy	Supply charges various locations 31 Oct - 27 Dec 13	\$12,668.00
10/01/2014	00024525	Telstra Corporation Limited	Telephone charge - depot to 31 Dec 13	\$1,919.56
10/01/2014	00024526	Water Corporation	Water charges various locations 1 Jan - 28 Feb 14	\$3,316.68
10/01/2014	00024527	Western Australian Electoral Commission	2013 Local Government Election	\$15,362.51
10/01/2014	00024528	Colonial First State Rollover &	Superannuation	\$161.43
10/01/2014	00024529	HESTA Super Fund	Superannuation	\$76.13
10/01/2014	00024530	ING DIRECT Superannuation Fund	***** CANCELLED *****	
10/01/2014	00024531	Kinetic Superannuation	***** CANCELLED *****	
10/01/2014	00024532	Sunsuper Superannuation Fund	***** CANCELLED *****	
10/01/2014	00024533	WA Super	***** CANCELLED *****	

<u>Payment</u>		<u>Date</u>	<u>Reference</u>	<u>Payee</u>	<u>Description</u>	<u>Amount</u>
	10/01/2014	00024534	ING DIRECT	Superannuation Fund	Superannuation	\$153.87
	10/01/2014	00024535	Kinetic	Superannuation	Superannuation	\$235.67
	10/01/2014	00024536	Sunsuper	Superannuation Fund	Superannuation	\$319.57
	10/01/2014	00024537	WA Super		Superannuation	\$16,542.47
	13/01/2014	00024538	H V Durant		Overpayment Refund	\$870.45
	13/01/2014	00024539	C J Farrell		Bond refund	\$1,000.00
	13/01/2014	00024540	Tmi M Nguyen		Beach wedding refund - cancelled	\$160.00
	13/01/2014	00024541	I M & S E Woodhill		Overpayment Refund	\$1,473.47
	13/01/2014	00024542	J M Hayes		Overpayment Refund	\$318.51
	13/01/2014	00024543	Riverina Pools and Spas		Bond refund	\$1,000.00
	13/01/2014	00024544	Dr S J Rigg		Bond refund	\$1,000.00
	13/01/2014	00024545	S C Scott		Bond refund	\$1,000.00
	13/01/2014	00024546	Lord Mayors Distress Relief Fund		Council Donation to Lord Mayors Distress Relief Fund	\$10,000.00
	13/01/2014	00024547	Telstra Corporation Limited		Mobile device usage 28 Dec 13 - 27 Jan 14	\$1,229.29
	13/01/2014	00024548	Water Corporation		Water charges various locations 1 Jan - 28 Feb 14	\$1,393.73
	16/01/2014	00024549	Colonial First State Rollover &		Superannuation	\$161.43
	16/01/2014	00024550	HESTA Super Fund		Superannuation	\$54.14
	16/01/2014	00024551	ING DIRECT	Superannuation Fund	Superannuation	\$153.87
	16/01/2014	00024552	Kinetic	Superannuation	Superannuation	\$235.67
	16/01/2014	00024553	REST	Superannuation	Superannuation	\$19.15
	16/01/2014	00024554	Sunsuper	Superannuation Fund	Superannuation	\$319.57
	16/01/2014	00024555	WA Super		Superannuation	\$13,805.76
	16/01/2014	00024556	C Mizutani		Lesser Hall bond refund	\$40.00
	16/01/2014	00024557	N Kitaeff		Bond refund - War Memorial hire	\$200.00
	16/01/2014	00024558	P K L Keys		Bond refund	\$200.00
	16/01/2014	00024559	Peter Stannard Homes Pty Ltd		Bond refund	\$1,000.00
	16/01/2014	00024560	C C McIntosh		Bond refund	\$1,000.00
	16/01/2014	00024561	J Willoughby		Bond refund	\$1,000.00
	16/01/2014	00024562	D Beer		Bond refund	\$1,000.00
	23/01/2014	00024563	Department of Transport		Registration of 1EHC255	\$142.60
	23/01/2014	00024564	Smart Parking Ltd		Maintenance fee - Dec 13	\$1,022.54
	23/01/2014	00024565	Synergy		Supply charge various locations 13 Nov 13 - 13 Jan 14	\$1,481.95
	23/01/2014	00024566	Water Corporation		Water charges various locations 1 Jan - 28 Feb 14	\$5,325.71
	23/01/2014	00024567	Maritime Legend		Replacement cheque 24016 - unrepresented	\$300.00
	23/01/2014	00024568	B A Campbell		Bond refund	\$100.00
	23/01/2014	00024569	Lucy F Sullivan		Simple wedding ceremony cancellation	\$475.00
	23/01/2014	00024570	Paul Rlordan		Refund - plan search cancelled	\$69.00
	28/01/2014	00024571	Dept of Transport		3 month registration 1DLL471 & 1DTE315	\$170.50
	28/01/2014	00024572	Water Corporation		Water charges various locations 1 Jan - 28 Feb 14	\$2,225.70
	29/01/2014	00024573	Colonial First State Rollover &		Superannuation	\$181.61

<u>Payment</u>		<u>Date</u>	<u>Reference</u>	<u>Payee</u>	<u>Description</u>	<u>Amount</u>
	29/01/2014	00024574		HESTA Super Fund	Superannuation	\$54.14
	29/01/2014	00024575		ING DIRECT Superannuation Fund	Superannuation	\$153.87
	29/01/2014	00024576		Kinetic Superannuation	Superannuation	\$235.67
	29/01/2014	00024577		REST Superannuation	Superannuation	\$27.66
	29/01/2014	00024578		Sunsuper Superannuation Fund	Superannuation	\$319.57
	29/01/2014	00024579		WA Super	Superannuation	\$14,823.50
	30/01/2014	00024580		BCITF	BCITF December 2013	\$18,110.60
	30/01/2014	00024581		Building Commission	BSL December 2013	\$7,660.52
	30/01/2014	00024582		Jason Sign Makers	3 Beach signs	\$359.70
	30/01/2014	00024583		Peter O'Dea	Marking pedestrian walkways on main lawn - Carols by Candlelight	\$275.00
	30/01/2014	00024584		Telstra Corporation Limited	Services and equipment 13 Jan - 13 Feb 14	\$1,357.34
	30/01/2014	00024585		I F Hardie	Overpayment Refund	\$744.98
	30/01/2014	00024586		J H Bosworth	Overpayment Refund	\$347.44
	30/01/2014	00024587		L C Osborn	Bond Refund	\$1,000.00
	30/01/2014	00024588		Finesight Pty Ltd	Duplicate payment - infringement 8209812	\$50.00
	30/01/2014	00024589		J A & P M Sainsbury	Overpayment Refund	\$590.72
	02/01/2014	715.1729		Suburban Airconditioning &	50% payment for installation of air conditioning at Civic Centre	\$24,750.00
	02/01/2014	715.1733		Grand Toyota	New Toyota RAV4 1EJV942	\$38,081.15
	02/01/2014	715.390		North Cottesloe Surf Life Saving Club	Christmas Function	\$1,256.00
	02/01/2014	715.544		B M Pember	Consulting services	\$3,025.00
	02/01/2014	715.573		Wilson Technology Solutions	Annual licence fees NoticeIT infringements 8 Jul 13 - 7 Jul 14	\$6,433.67
	02/01/2014	715.68		Power Music Productions	Wall controller replacement	\$186.50
	02/01/2014	715.84		West Australian Local Government As	Marketforce advertising - Nov 13	\$5,547.32
	02/01/2014	715.850		K J Morgan	Elected member Expense Claim 1 Jul - 19 Oct 13	\$10,500.00
	09/01/2014	716.98000		Australian Taxation Office	Payroll Deduction	\$18,573.84
	10/01/2014	717.100		Jaymar Pumps	Supply/install flow meter - Grant/Marine Park	\$1,082.40
	10/01/2014	717.101		Airflow Maintenance Company	Maintenance at TAPSS	\$150.15
	10/01/2014	717.1020		By Word of Mouth Pty Ltd	Catering - various functions and meetings - December 2013	\$5,057.10
	10/01/2014	717.1026		PPC Worldwide Pty Ltd	Employee Assistance Program - 1 Dec 13 - 30 Nov 14	\$2,750.00
	10/01/2014	717.1042		Recall Information Management Pty L	Secure bin shredding services 23 Nov - 19 Dec 13	\$117.68
	10/01/2014	717.1047		C Askew	Reimbursement for fuel	\$175.08
	10/01/2014	717.1102		Betta Turf	Assortment of turf - various streets	\$1,204.90
	10/01/2014	717.1116		Kyocera Mita Australia Pty Ltd	Printing consumption 31 Oct - 26 Nov 13	\$700.76
	10/01/2014	717.1131		Globe Australia Pty Ltd	Application of primo to Harvey Field and Cott Oval	\$973.50
	10/01/2014	717.114		Creation Landscape Supplies	Pine bark mulch and white washed sand	\$1,054.34
	10/01/2014	717.122		Jackson McDonald Lawyers	Legal advice - Sale contract/settlement	\$5,870.27
	10/01/2014	717.1226		Ellenby Tree Farm Pty Ltd	Illwarra Flame Tree	\$319.00
	10/01/2014	717.128		Total Packaging (WA) Pty Ltd	20 boxes dog waste bags	\$1,716.00
	10/01/2014	717.132		Landfill Gas & Power Pty Ltd	Black power supply - Nov 13	\$3,116.65
	10/01/2014	717.1361		Department of Transport	Monthly vehicle ownership search - Nov 13	\$2,282.80

<u>Date</u>	<u>Payment Reference</u>	<u>Payee</u>	<u>Description</u>	<u>Amount</u>
10/01/2014	717.1377	Harvey Norman AV/IT Superstore O'Conno	New fridge for depot	\$625.00
10/01/2014	717.139	Australia Post	Daily mail delivered/pick-up _ Nov 13	\$1,363.70
10/01/2014	717.141	BOC Limited	Replace Acetylene E size bottle and annual container service charge 1 Jan - 31 Dec 14	\$423.14
10/01/2014	717.1424	Pacom Flexible Packaging	3 rolls of sweeper bags	\$415.80
10/01/2014	717.1428	Subaru Wangara	25,000klm service 1EAT568	\$565.45
10/01/2014	717.1473	Eco Resources Pty Ltd	Receive waste/rubble from depot - Dec 13	\$1,980.00
10/01/2014	717.1479	Environmental Wastewater C S Pty Lt	Street sweeping - Nov 13	\$5,501.94
10/01/2014	717.15	Poolegrave Engravers	Engraved plaque - Main Beach Disability Access	\$605.00
10/01/2014	717.1509	Mastec Australia Pty Ltd	5x240lt bins with yellow lids, 10x120lt bins - red lids, various bins and wheels	\$3,709.81
10/01/2014	717.1576	Edinger Real Estate	Lease fee - Stack St depot - Feb 14	\$15,006.84
10/01/2014	717.1582	Snap Claremont	Plan printing	\$21.45
10/01/2014	717.1583	Information Proficiency	IT, TRIM support, on & off support - Certified consultant/support team	\$1,574.38
10/01/2014	717.16	Presswise Publications	Civic Centre News - Post Newspapers 14 Dec 13	\$1,100.00
10/01/2014	717.1611	EJ Australia Pty Ltd	Safe grate with concrete surround	\$1,952.50
10/01/2014	717.1613	Gorey Plumbing Services Pty Ltd	Plumbing work at TAPPS	\$1,714.90
10/01/2014	717.1626	Young's Plumbing Service Pty Ltd	Plumbing work - Cott Child Care Centre	\$498.30
10/01/2014	717.1653	Chamberlain Dean Pty Ltd T/A Prime	Temporary depot staff w/e 13, 20 & 27 Dec 13 and w/e 3 Jan 14	\$6,459.82
10/01/2014	717.1696	Boral Construction Materials Group	20t's of asphalt emulsion	\$77.00
10/01/2014	717.1717	Local Government Association of	2013 National LG HR Conference	\$990.00
10/01/2014	717.1720	Playmaster Pty Ltd	3 Toddler seats	\$253.00
10/01/2014	717.1723	Perthwaste Green Recycling	Domestic and commercial waste disposal	\$3,709.78
10/01/2014	717.1730	Ray Brookes Pty Ltd	Supply replacement door for retic cabinet	\$308.00
10/01/2014	717.1731	Peter Stewart Homes	Replacement footpath section 1 Princes St	\$1,210.00
10/01/2014	717.1732	Paperbark Technologies Pty Ltd	Arboricultural report - Norfolk Island Pine - Civic Centre	\$450.00
10/01/2014	717.181	JR & A Hersey Pty Ltd	Hardware supplies	\$439.23
10/01/2014	717.187	WA Limestone Company	Top soil and loam blend	\$885.24
10/01/2014	717.188	Bob Jane T-Mart	Disposal of old tyres and 4 new tyres 3T truck	\$1,768.00
10/01/2014	717.19	McLeods Barristers & Solicitors	Native Title claim	\$710.56
10/01/2014	717.196	Key2Creative	Design Green Waste Bin ad for WSW	\$462.00
10/01/2014	717.20	Hillmack Sales (Australia) Pty Ltd	Footpath mix - repairs 72A Railway St	\$355.00
10/01/2014	717.201	Environmental Printing Company	Stationery order	\$462.00
10/01/2014	717.205	Cottesloe News Delivery	Daily newspapers delivered Civic Centre	\$57.00
10/01/2014	717.22	Landgate - VGO	Valuer Generals Office Services	\$1,131.89
10/01/2014	717.24	Iron Mountain Australia Pty Ltd	Offsite storage of records - Nov 13	\$117.30
10/01/2014	717.25	P & A Hughes & Sons	Remove waste/rubble from depot	\$1,782.00
10/01/2014	717.37	Staples Australia Pty Ltd	Stationery order	\$1,326.26
10/01/2014	717.38	Veolia Environmental Services	Replacement hook bin at depot	\$1,748.94
10/01/2014	717.46	Professional Tree Surgeons	Prune tree work	\$1,705.00
10/01/2014	717.49	Charles Service Company	Cleaning contract - Nov 13	\$5,274.49
10/01/2014	717.504	L & L Design Services	Curtin/Eric St - state blackspot project - proposed intersection upgrade	\$3,540.00

<u>Payment</u>		<u>Date</u>	<u>Reference</u>	<u>Payee</u>	<u>Description</u>	<u>Amount</u>
10/01/2014	717.510	Complete Pest Management Services		Monthly pest control services - Cottesloe groyne	\$298.00	
10/01/2014	717.52	Town of Claremont		Costs - Regional asphalt tender - Major works	\$142.64	
10/01/2014	717.525	GC Sales (WA)		120l red lids and lid pins for weber bin, wheels and handle inserts	\$1,056.00	
10/01/2014	717.526	Zipform Pty Ltd		3rd rate instalment notice 2013	\$2,584.33	
10/01/2014	717.540	Kerb Doctor		Barrier kerb Forrest St carpark	\$4,651.35	
10/01/2014	717.579	Western Power		Power connection - Station St sump carpark	\$450.00	
10/01/2014	717.62	Bunnings Group Ltd		Hardware supplies	\$354.58	
10/01/2014	717.645	Cobblestone Concrete		Installed footpath Broome - Grant St to North St	\$21,985.42	
10/01/2014	717.650	Coates Hire Operations Pty Ltd		Variable message boards and lighting towers - New Years Eve	\$2,091.89	
10/01/2014	717.656	Surf Life Saving Western Australia		Lifeguard contract - Dec 13	\$29,181.43	
10/01/2014	717.681	J S Birbrauer		Elected Member Expense Claim 19 Oct - 31 Dec 13	\$1,800.00	
10/01/2014	717.7	Western Chainwire		Repair/replace chainwire fence at Seaview Kindy	\$1,584.00	
10/01/2014	717.764	Pitney Bowes Australia Pty Ltd		3 months lease fee for folding machine 1 Nov 13 - 31 Jan 14	\$1,787.50	
10/01/2014	717.77	Galvins Plumbing Supplies		Plumbing supplies	\$247.57	
10/01/2014	717.79	Perth Irrigation Centre		Irrigation hardware supplies	\$421.48	
10/01/2014	717.84	West Australian Local Government As		On-line training, Marketforce advertising for Nov 13 and CEO annual appraisal	\$2,357.01	
10/01/2014	717.85	Western Metropolitan Regional Council		Transfer station waste disposal	\$19,949.42	
10/01/2014	717.86	Statewide Line Marking		Mark out new carpark on Napier St	\$1,060.40	
10/01/2014	717.88	Ocean IT Pty Ltd		Migration to new server hardware and Onsite Managed IT - Dec 13	\$14,133.77	
10/01/2014	717.89	Major Motors Pty Ltd		Service of 3 trucks	\$559.13	
10/01/2014	717.91	Claremont Asphalt		Asphalt repair work Railway St carpark, repair work and installed soakwell ROW Pearse St	\$4,950.00	
10/01/2014	717.94	Insight CCS Pty Ltd		After hours answering service - Nov 13	\$681.78	
10/01/2014	717.973	Delish Fresh Food & Coffee House		Catering Supplies	\$76.00	
10/01/2014	717.976	PRW Contracting Pty Ltd		Completion asphalt car park Forrest St	\$73,856.20	
10/01/2014	717.986	Colleagues Printing Solutions		500 Visitors parking permits	\$344.00	
10/01/2014	717.998	Road Signs Australia Pty Ltd		8 ACROD parking signs and various street signs	\$528.00	
13/01/2014	718.1098	National Australia Bank Business Visa		2014 membership fee Town Planning Institute UK - \$341.26	\$781.18	
				Return flights - Sydney conference Mar 14 - \$425.00		
				Carbon off-set for flights - \$5.92		
				Monthly credit card fee - \$9.00		
16/01/2014	719.1047	C Askew		Quarterly claim - Telephone reimbursement	\$250.00	
16/01/2014	719.1087	Robert Quodling		Curtin/Eric St blackspot intersection upgrade	\$6,970.00	
16/01/2014	719.111	Murphy's Electrical Company		Inspect/repair lights in No 1 & 2 carparks	\$4,766.85	
16/01/2014	719.1131	Globe Australia Pty Ltd		2x20Lt soil wetter	\$451.00	
16/01/2014	719.121	Chubb Fire & Security Pty Ltd		Inspect/replace fire fighting equipment	\$579.92	
16/01/2014	719.1237	Dale's Dairy Dash		Weekly milk supplies w/e 30 Nov, 7, 14 & 21 Dec 13	\$196.58	
16/01/2014	719.1377	Harvey Norman AV/IT Superstore O'Conno		Weekly mail delivered/pick-up - Dec 13	\$425.00	
16/01/2014	719.139	Australia Post		Daily mail delivered/pick-up - Dec 13	\$1,141.66	
16/01/2014	719.142	WestTrac Pty Ltd		Supply/fit replacement glass in cab door	\$269.61	

<u>Payment</u>		<u>Date</u>	<u>Reference</u>	<u>Payee</u>	<u>Description</u>	<u>Amount</u>
	16/01/2014	719.1461	Mosman Park Men's Community Shed In	2013/2014 Council Donations		\$5,000.00
	16/01/2014	719.1493	Need A Bin	Monthly site fee for E-waste skip bin		\$66.00
	16/01/2014	719.1541	Cat Welfare Society Inc T/A Cat Hav	Cat surrender fee		\$50.00
	16/01/2014	719.1613	Gorey Plumbing Services Pty Ltd	Plumbing services at TAPPS		\$942.70
	16/01/2014	719.1622	Barhams Electronics Pty Ltd T/A Jam	Diagnose/repair tank fill fault Curtin/Pearse bore through to main beach water tank		\$291.50
	16/01/2014	719.1626	Young's Plumbing Service Pty Ltd	Repair water fountain at Anderson Pavilion and repair burst water pipe Warnham St		\$1,049.40
	16/01/2014	719.1645	Swissclinical Australia Pty Ltd	Drycleaning		\$114.25
	16/01/2014	719.1728	Pirtek (Fremantle) Pty Ltd	Hardware supplies		\$27.87
	16/01/2014	719.199	ADH Motorised Golf Cars & Utility	Repair/replace parts to brakes on depot cart		\$685.76
	16/01/2014	719.25	P & A Hughes & Sons	Removal of waste/rubble from depot 19 & 20 Dec 13		\$1,683.00
	16/01/2014	719.26	Greenway Enterprises	3 Rolls of brush cutter line		\$312.28
	16/01/2014	719.38	Veolia Environmental Services	Monthly site charge for hook bin - depot		\$82.50
	16/01/2014	719.41	Baileys Fertilisers	Supply/spread fertiliser to Jasper Green		\$990.55
	16/01/2014	719.44	UHY Haines Norton Chartered Account	Audit services for EOY 30 June 2013		\$19,038.27
	16/01/2014	719.49	Charles Service Company	Cleaning contract and additional cleaning - Dec 13		\$5,464.64
	16/01/2014	719.574	Burgess Rawson (WA) Pty Ltd	Quarterly lease fee W3160/L1735-1, W3160/L4014-1 and W3160/L2696-1 - 1 Jan - 31 Mar 14		\$5,324.00
	16/01/2014	719.62	Bunnings Group Ltd	Hardware supplies		\$286.91
	16/01/2014	719.656	Surf Life Saving Western Australia	Lifeguard contract - Jan 14		\$29,181.43
	16/01/2014	719.70	Digital Mapping Solutions	GIS consulting services - Intramaps system		\$19,536.00
	16/01/2014	719.733	J M Dawkins	Elected member expense claim 19 Oct - 31 Dec 13		\$7,000.00
	16/01/2014	719.79	Perth Irrigation Centre	Irrigation hardware supplies		\$960.62
	16/01/2014	719.85	Western Metropolitan Regional Council	Transfer station waste disposal		\$39,529.98
	16/01/2014	719.87	Repeco Auto Parts	Tyre repair materials		\$20.24
	16/01/2014	719.88	Ocean IT Pty Ltd	Virtual server upgrades/exchange 2010 upgrade		\$8,459.88
	16/01/2014	719.89	Major Motors Pty Ltd	Service 5T truck and tail light lens for Isuzu 3T truck		\$201.15
	16/01/2014	719.955	Minuteman Press	2000 song sheets - Carols by Candlelight and bind 30 2012/2013 Annual Reports		\$1,452.83
	16/01/2014	719.986	Colleagues Printing Solutions	500 Resident parking permit stickers and 224 infringement rolls		\$3,405.92
	16/01/2014	719.998	Road Signs Australia Pty Ltd	3x30m banding rolls		\$188.10
	16/01/2014	720.3	Department of Human Services	Payroll Deduction		\$637.04
	16/01/2014	720.5	LGRCEU	Payroll Deduction		\$310.40
	20/01/2014	721.1721	Business Fuel Cards Pty Ltd	Fuel for fleet vehicles		\$7,383.88
	23/01/2014	722.1047	C Askew	Reimbursement fuel for fleet vehicle - card damaged		\$146.85
	23/01/2014	722.105	Active Transport & Tilt Tray Service	2 vehicles towed away to impound yard		\$198.00
	23/01/2014	722.1093	DORMA Australia Pty Ltd	Repair faulty automatic doors - reception area		\$324.50
	23/01/2014	722.1200	Adams Coachlines	Cott Cat service - Dec 13		\$8,338.20
	23/01/2014	722.1201	Chemwatch	Annual maintenance fee Mar 14 - Feb 15		\$1,595.00
	23/01/2014	722.121	Chubb Fire & Security Pty Ltd	Inspect/replace fire equipment - Seaview Kindy		\$142.12
	23/01/2014	722.122	Jackson McDonald Lawyers	Legal advice		\$5,716.45
	23/01/2014	722.1229	The Planning Group WA Pty Ltd T/A T	Works depot design advice		\$144.38
	23/01/2014	722.1245	Nu-Trac Rural Contracting	Beach cleaning - Dec 13		\$10,930.00



<u>Payment</u>		<u>Date</u>	<u>Reference</u>	<u>Payee</u>	<u>Description</u>	<u>Amount</u>
		23/01/2014	722.132	Landfill Gas & Power Pty Ltd	Black power supply 1 Dec 13 - 1 Jan 14 - Civic Centre	\$3,246.00
		23/01/2014	722.1473	Eco Resources Pty Ltd	Disposal fees	\$2,970.00
		23/01/2014	722.1509	Mastec Australia Pty Ltd	25x240Lt recycle bins and 30x120Lt bins	\$3,030.50
		23/01/2014	722.1582	Snap Claremont	Building plan search	\$35.25
		23/01/2014	722.1591	Labourforce Impex Personnel Pty Ltd	Temporary depot staff w/e 12 Jan 14	\$614.02
		23/01/2014	722.1653	Chamberlain Dean Pty Ltd T/A Prime	Temporary depot staff w/e 10 Jan 14	\$1,439.36
		23/01/2014	722.17	Post Newspaper Pty Ltd	Cottesloe page publication - Post News	\$1,430.00
		23/01/2014	722.1738	The Rogers Group Pty Ltd	ACER Work Knowledge & Short Clerical tests for recruitment	\$687.50
		23/01/2014	722.1740	Surf Sail Australia	Hardware supplies	\$106.80
		23/01/2014	722.1741	Microchips Australia Pty Ltd	Microchip scanner pocket reader	\$426.67
		23/01/2014	722.19	McLeods Barristers & Solicitors	Legal advice various	\$6,592.95
		23/01/2014	722.22	Landgate - VGO	Fortnightly valuation service 7-20 Dec 13	\$89.34
		23/01/2014	722.26	Greenway Enterprises	5x182mt rolls of 182m brush cutter line	\$520.47
		23/01/2014	722.36	Grants of Cottesloe	Assortment of wine	\$824.40
		23/01/2014	722.37	Staples Australia Pty Ltd	Stationery order	\$528.01
		23/01/2014	722.46	Professional Tree Surgeons	Removal of hanger from gum tree - Marmion St	\$308.00
		23/01/2014	722.522	Dogs Refuge Home (WA) Incorporated	Dog pound fees for Jul - Sep 13	\$1,682.45
		23/01/2014	722.544	B M Pember	Consultant support with Authority and TRIM	\$2,406.25
		23/01/2014	722.685	E I Drewett	Reimbursement of fuel for fleet vehicle	\$62.12
		23/01/2014	722.759	Adshel Street Furniture Pty Ltd	Cott Cat advertising on bus shelter - Dec 13	\$1,254.00
		23/01/2014	722.84	West Australian Local Government As	Marketforce advertising - Dec 13	\$5,555.41
		23/01/2014	722.88	Ocean IT Pty Ltd	Onsite managed IT and network essentials - Jan 14	\$9,452.18
		23/01/2014	722.89	Major Motors Pty Ltd	Service 2T water truck 1EGE597	\$181.50
		30/01/2014	723.1116	Kyocera Mita Australia Pty Ltd	Printing consumption QHZ0800405 - 28 Nov	\$1,095.51
		30/01/2014	723.1182	Raffaele Automotive Services	Service Mitsubishi Triton - 1DWA165	\$293.00
		30/01/2014	723.121	Chubb Fire & Security Pty Ltd	Six monthly service - Inspect/refill fir	\$586.08
		30/01/2014	723.1286	Total Eden Pty Ltd	Irrigation hardware supplies	\$938.07
		30/01/2014	723.1377	Harvey Norman AV/IT Superstore O'Connell LG G@ smart phone		\$568.00
		30/01/2014	723.1457	Church of Christ	Carols by Candlelight brochure delivery	\$396.00
		30/01/2014	723.1479	Environmental Wastewater C S Pty Lt	Street sweeping - Dec 13	\$4,858.44
		30/01/2014	723.1582	Snap Claremont	Building plan search	\$53.25
		30/01/2014	723.1583	Information Proficiency	Offsite certified engineer - TRIM	\$948.75
		30/01/2014	723.1591	Labourforce Impex Personnel Pty Ltd	Temporary depot staff w/e 19 Jan 14	\$1,581.56
		30/01/2014	723.1653	Chamberlain Dean Pty Ltd T/A Prime	Temporary depot staff w/e 17 Jan 14	\$1,826.06
		30/01/2014	723.1712	Direct Commercial Supplies	25 packs of jumbo toilet rolls - Indiana	\$935.00
		30/01/2014	723.1718	Spin Catering	Catering for staff Christmas Party 2013	\$2,277.00
		30/01/2014	723.1723	Perthwaste Green Recycling	Domestic and commercial waste collection	\$64,964.20
		30/01/2014	723.1735	Lounge Backline	10 Sconce lights - Carols by Candlelight	\$100.00
		30/01/2014	723.1736	Matrix Productions	Lighting equipment hire for Carols by Ca	\$2,284.70
		30/01/2014	723.1740	Surf Sail Australia	1Lt Epoxy resin and Epoxy hardener	\$68.90

<u>Date</u>	<u>Payment Reference</u>	<u>Payee</u>	<u>Description</u>	<u>Amount</u>
30/01/2014	723.188	Bob Jane T-Mart	Repair trailer tyre	\$40.00
30/01/2014	723.21	Landgate	Land enquiry	\$48.00
30/01/2014	723.24	Iron Mountain Australia Pty Ltd	Offsite storage of records	\$117.30
30/01/2014	723.37	Staples Australia Pty Ltd	Stationery order	\$581.78
30/01/2014	723.38	Veolia Environmental Services	Exchange depot hook bin	\$723.38
30/01/2014	723.45	Town of Mosman Park	Combined councils Australia Day - Advertising costs	\$379.73
30/01/2014	723.49	Charles Service Company	Additional cleaning Napier St toilets for wedding	\$122.10
30/01/2014	723.510	Complete Pest Management Services	Monthly rat baiting at Cott groyne and bushland - Jan 14	\$298.00
30/01/2014	723.514	TAPSS Community Care	Council contribution 1 Jan - 30 Jun 14	\$29,069.70
30/01/2014	723.551	Australasian Performing Right Assoc	Annual licence fee 1 Nov 13 - 31 Oct 14	\$188.10
30/01/2014	723.563	Kelyn Training Services	Pole saw training 17 Jan 14 for depot staff	\$1,350.00
30/01/2014	723.580	St John Ambulance Australia (WA) In	First aid services - Carols by Candlelight	\$282.50
30/01/2014	723.650	Coates Hire Operations Pty Ltd	2 Hydraulic lighting towers - Carol by Candlelight	\$606.99
30/01/2014	723.654	Gabriels Environmental Design	Noise monitoring 6 & 28 Dec 13	\$1,155.00
30/01/2014	723.685	E I Drewett	Reimbursement for fuel - fleet vehicle	\$68.12
30/01/2014	723.84	West Australian Local Government As	Marketforce advertising Dec 13	\$659.76
30/01/2014	723.85	Western Metropolitan Regional Council	Transfer station waste disposal	\$15,494.95
30/01/2014	723.89	Major Motors Pty Ltd	Service 3T truck 1DNF376	\$181.50
30/01/2014	723.91	Claremont Asphalt	Completion of disabled ramp at Cottesloe beach	\$1,386.00
30/01/2014	723.94	Insight CCS Pty Ltd	After hours answering service - Dec 13	\$838.18
21/01/2014		NAB	Bank Fees	\$84.98
17/01/2014		NAB	Stop cheque fee	\$15.00
15/01/2014		NAB	Bpoint Fees	\$41.99
			Grand Total:	\$953,835.40

Pursuant to Regulation of 13(4) of the local Government (Financial Management) Regulations the total of all other outstanding accounts for payment as at the date of this payment listing being prepared is \$1,229,451

I hereby certify that the above schedule of accounts totalling \$953,835.40 as submitted to the Works & Corporate Services Committee meeting held on 18 February 2014

Signed (Chairperson of the Works & Corporate Services Committee)

**TOWN OF COTTESLOE**  
**RESERVES - CASH BACKED INVESTMENTS**  
**FOR THE PERIOD ENDING 31 JANUARY 2014**

	2013-2014 ACTUAL \$	2013-2014 BUDGET \$
<b>1 Area Improvement</b>		
Purpose: To fund the cost of improving facilities within the Municipality.		
Opening Balance	857	891
Transfer to Reserves	61	27
Transfer from Reserves	(918)	(918)
	<u>-</u>	<u>-</u>
<b>2 Waste Management Reserve</b>		
Purpose: To fund the improvement, replacement and expansion of waste management plant, equipment, facilities and services.		
Opening Balance	73,365	72,867
Transfer to Reserves	1,272	2,186
Transfer from Reserves	-	-
Closing Balance	<u>74,637</u>	<u>75,053</u>
<b>3 Parking Reserve</b>		
Purpose: To set aside funds from developers for the development of parking facilities		
Opening Balance	9,677	14,300
Transfer to Reserves	168	429
Transfer from Reserves	-	-
Closing Balance	<u>9,845</u>	<u>14,729</u>
<b>4 Leave Reserve</b>		
Purpose: To set asides funds to assist with the funding of unexpected employee entitlements		
Opening Balance	169,232	168,125
Transfer to Reserves	2,882	5,044
Transfer from Reserves	-	-
Closing Balance	<u>172,114</u>	<u>173,169</u>
<b>5 Civic Centre Reserve</b>		
Purpose: To fund the cost of upgrading the civic centre.		
Opening Balance	1,533	1,410
Transfer to Reserves	16	42
Transfer from Reserves	(1,452)	(1,452)
Closing Balance	<u>97</u>	<u>-</u>
<b>6 Property Reserve</b>		
Purpose: To contribute towards future property construction/renewal.		
Opening Balance	365,869	364,364
Transfer to Reserves	6,345	11,077
Transfer from Reserves	-	-
Closing Balance	<u>372,214</u>	<u>375,441</u>

**TOWN OF COTTESLOE**  
**RESERVES - CASH BACKED INVESTMENTS**  
**FOR THE PERIOD ENDING 31 JANUARY 2014**

	2013-2014 ACTUAL \$	2013-2014 BUDGET \$
<b>7 Infrastructure Reserve</b>		
Purpose: To contribute towards future infrastructure construction/renewal.		
Opening Balance	379,667	377,781
Transfer to Reserves	6,583	11,333
Transfer from Reserves	-	(162,000)
Closing Balance	<u>386,250</u>	<u>227,114</u>
<b>8 Unspent Grants/Funds Reserve</b>		
Purpose: To account for unspent grants/funds at year end		
Opening Balance	1,193	920
Transfer to Reserves	14	33
Transfer from Reserves	(953)	(953)
Closing Balance	<u>254</u>	<u>-</u>
<b>9 Legal Reserve</b>		
Purpose: To provide funds to provide for legal expenses		
Opening Balance	63,215	62,824
Transfer to Reserves	1,096	1,885
Transfer from Reserves	-	-
Closing Balance	<u>64,311</u>	<u>64,709</u>
<b>10 Parking Facilities Reserve</b>		
Purpose: To provide funds to provide for parking facilities		
Opening Balance	232,778	231,500
Transfer to Reserves	2,528	6,945
Transfer from Reserves	(204,000)	(204,000)
Closing Balance	<u>31,306</u>	<u>34,445</u>
<b>11 Sustainability Reserve</b>		
Purpose: To fund new or enhance existing Sustainability initiatives within the Town of Cottesloe		
Opening Balance	-	-
Transfer to Reserves	20,017	19,782
Transfer from Reserves	-	(10,000)
	<u>20,017</u>	<u>9,782</u>
<b>Sub Total</b>	<u><b>1,131,045</b></u>	<u><b>974,442</b></u>
<b>12 Combined Library Reserve</b>		
Purpose: To fund improvements at the Library		
Opening Balance	49,447	-
Transfer to Reserves	-	-
Transfer from Reserves	-	-
	<u>49,447</u>	<u>-</u>
<b>TOTAL RESERVES</b>	<u><b>1,180,492</b></u>	<u><b>974,442</b></u>

# TOWN OF COTTESLOE

## INVESTMENTS

SCHEDULE OF INVESTMENTS HELD AS AT 31 DECEMBER 2013

BANK	REF NO	RATE %	PERIOD	INVESTMENT DATE	MATURITY DATE	MUNICIPAL FUND	RESERVE FUND	ACCRUED INTEREST	GL ACCT INCOME	GL ACCT BAL SH	COMMENTS
NATIONAL AUSTRALIA BANK	64-955-9802	3.80%	180 DAYS	30-Aug-13	26-Feb-14	\$5,286.85		\$67.70	10009.65.15	1000.197.99	COTTESLOE PRIMARY SCHOOL (80841)
NATIONAL AUSTRALIA BANK	53-888-6659	3.80%	180 DAYS	30-Aug-13	26-Feb-14	\$5,231.85		\$67.00	10009.65.15	1000.197.99	NORTH COTT PRIMARY SCHOOL (80792)
NATIONAL AUSTRALIA BANK	14-326-1603	3.66%	90 DAYS	28-Nov-13	26-Feb-14	\$510,726.89		\$1,690.02	10009.65.15	1000.197.99	TERM INVESTMENTS
WESTPAC	036-306 44-4434	3.58%	92 DAYS	08-Nov-13	10-Feb-14	\$454,185.37		\$2,361.02	10009.65.15	1000.197.99	TERM INVESTMENTS
BANKWEST	-	-	-	-	-	\$0.00	-	-	-	-	-
NATIONAL AUSTRALIA BANK	94-782-9380	3.34%	60 DAYS	14-Nov-13	13-Jan-14	\$479,462.40		\$2,062.08	10009.65.15	1000.197.99	TERM INVESTMENTS
WESTPAC	036-306 49-9461	3.62%	90 DAYS	27-Dec-13	27-Mar-14	\$495,945.24		\$196.75	10009.65.15	1000.197.99	TERM INVESTMENTS
BANKWEST	41666665	3.50%	91 DAYS	04-Nov-13	03-Feb-14	\$754,331.51		\$4,122.99	10009.65.15	1000.197.99	TERM INVESTMENTS
COMMONWEALTH BANK OF AUSTRALIA	36062109	3.44%	30 DAYS	16-Dec-13	15-Jan-14	\$257,435.83		\$363.94	10009.65.15	1000.197.99	TERM INVESTMENTS
COMMONWEALTH BANK OF AUSTRALIA	36062109	3.44%	30 DAYS	09-Dec-13	09-Jan-14	\$300,876.77		\$623.85	10009.65.15	1000.197.99	TERM INVESTMENTS
NATIONAL AUSTRALIA BANK	94-887-8950	3.63%	92 DAYS	02-Dec-13	04-Mar-14	\$504,580.83		\$1,455.27	10009.65.15	1000.197.99	TERM INVESTMENTS
BANKWEST	4155744	3.50%	98 DAYS	26-Nov-13	04-Mar-14		\$280,323.71	\$940.81	10009.66.15	1002.121.99	RESERVE FUND INVESTMENTS
COMMONWEALTH BANK OF AUSTRALIA	36062109	3.44%	90 DAYS	03-Dec-13	03-Mar-14		\$491,172.47	\$1,296.16	10009.66.15	1002.121.99	RESERVE FUND INVESTMENTS
NATIONAL AUSTRALIA BANK	94-238-6189	3.68%	90 DAYS	10-Nov-13	10-Feb-14		\$359,549.68	\$1,848.77	10009.66.15	1002.121.99	RESERVE FUND INVESTMENTS
						\$3,768,063.54	\$1,131,045.86	\$17,096.34			

BANK	\$	%
NATIONAL	\$1,864,838.50	38%
WESTPAC	\$950,130.61	19%
BANKWEST	\$1,034,655.22	21%
COMMONWEALTH	\$1,049,485.07	21%
	\$4,899,109.40	



# TOWN OF COTTESLOE

## LOANS

### SCHEDULE OF LOANS HELD AS AT 31 JANUARY 2014

BANK	REF NO.	RATE %	PERIOD	MATURITY DATE	BALANCE OWING	LAST INSTALMENT DATE	NEXT INSTALMENT DATE	CURRENT LIABILITY	NON-CURRENT LIABILITY	COMMENTS
WA TREASURY	104	5.85%	10 YEARS	20-Oct-14	\$25,472.86	21-Oct-13	21-Apr-14	\$12,555.92	\$12,916.94	COTTESLOE TENNIS CLUB
WA TREASURY	105	6.22%	15 YEARS	06-Oct-23	\$289,597.41	07-Oct-13	07-Apr-14	\$10,657.52	\$278,939.89	SEA VIEW GOLF CLUB
WA TREASURY	106	5.25%	10 YEARS	03-Apr-19	\$981,165.07	03-Oct-13	03-Apr-14	\$78,095.62	\$903,069.45	CAPITAL PROJECT - CIVIC CENTRE
WA TREASURY	107	6.51%	20 YEARS	16-Sep-29	\$4,398,313.57	16-Sep-13	17-Mar-14	\$80,109.61	\$4,318,203.96	CAPITAL PROJECT - JOINT LIBRARY
					<u>\$5,694,548.91</u>			<u>\$181,418.67</u>	<u>\$5,513,130.24</u>	
LOANS TO OTHER ENTITIES					\$315,070.27			\$23,213.44	\$291,856.83	
LOANS FOR TOC					\$5,379,478.64			\$158,205.23	\$5,221,273.41	
					<u>\$5,694,548.91</u>			<u>\$181,418.67</u>	<u>\$5,513,130.24</u>	





## TOWN OF COTTESLOE

### SUNDRY DEBTORS REPORT AS AT 31 JANUARY 2014

Debtor Number	Nature Of Debt	3+ Months	2+ Months	1+ Month	Current	Balance
3	Waste Fees	\$459.69	\$0.00	\$0.00	\$53.07	\$512.76
13	Waste Fees	\$2,370.45	\$0.00	\$0.00	\$0.00	\$2,370.45
26	Waste Fees	\$487.50	\$0.00	\$0.00	\$487.50	\$975.00
43	Sundry debtors	\$0.00	\$0.00	\$699.92	\$0.00	\$699.92
43	Waste	\$0.00	\$0.00	\$190.00	\$721.56	\$911.56
106	Waste Fees	\$0.00	\$0.00	\$0.00	\$81.25	\$81.25
106	Health Fees	\$430.00	\$0.00	\$0.00	\$0.00	\$430.00
311	Waste	\$2,949.70	\$0.00	\$0.00	\$2,949.70	\$5,899.40
357	Health Fees	\$3,250.00	\$0.00	\$0.00	\$0.00	\$3,250.00
359	Health Fees	\$1,378.00	\$0.00	\$0.00	\$0.00	\$1,378.00
366	Health Fees	\$6.40	\$0.00	\$0.00	\$0.00	\$6.40
403	Sundry Debtors	\$0.00	\$308.90	\$7,358.00	\$1,772.10	\$9,439.00
439	Sundry Debtors	\$2,000.00	\$0.00	\$0.00	\$0.00	\$2,000.00
454	Sundry debtors	\$159.78	\$0.00	\$0.00	\$0.00	\$159.78
	<b>TOTAL</b>	<b>\$13,491.52</b>	<b>\$308.90</b>	<b>\$8,247.92</b>	<b>\$6,065.18</b>	<b>\$28,113.52</b>





## Rates and Charges Analysis

For Financial Year 2014 Period 7, as at 3/02/2014

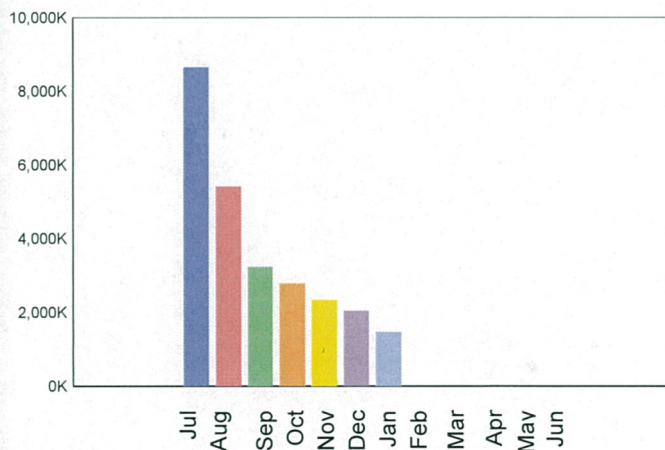
### Amounts Levied and Outstanding

Rate or Charge Type	Amount Levied This Year	Total Balance Outstanding
GRV General Rate	8,494,250.78	992,349.33
Additional Bin	88,379.18	30,616.34
Credit Balances	0.00	-43,969.38
Swimming Pool	7,631.25	3,151.83
ESL Category 1	1,223,217.88	442,527.98
ESL Category 5	0.00	4.05
Instalment Fees	15,940.20	14,707.80
Instalment PreInterest	32,447.58	30,613.73
	<b>9,861,866.87</b>	<b>1,470,001.68</b>

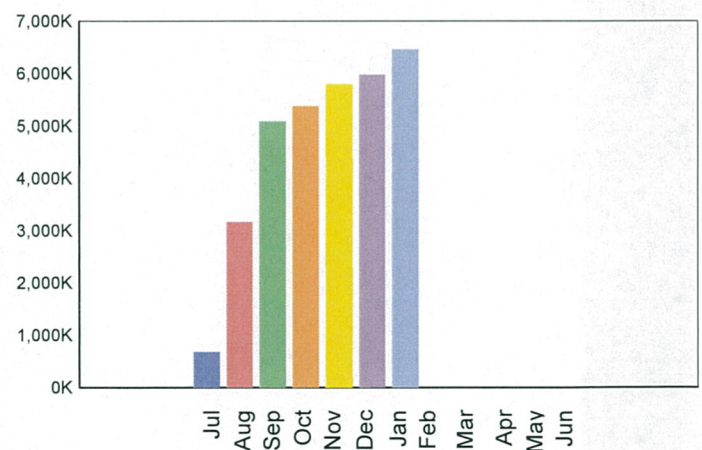
### Analysis of Outstanding Balance

<u>Bfwd At 1 July</u>	<u>Levied YTD</u>	<u>Rebated</u>	<u>Received</u>	<u>Other Trans</u>	<u>Balance</u>
255,046.17	9,861,866.87	-569,701.88	-8,103,867.75	26,658.27	<b>1,470,001.68</b>
<u>Current</u>	<u>Arrears</u>	<u>Interest</u>	<u>Legal</u>	<u>Deferred</u>	<u>Balance</u>
1,227,534.11	33,077.53	29,756.43	2,519.58	177,114.03	<b>1,470,001.68</b>

### Total Balance Outstanding By Month



### YTD Collections By Month



### Analysis of Assessments

Number of assessments	3,813
Number of assessments paid in full	2,260
Number of assessments with a balance outstanding	1,588
Number of assessments with arrears	196
Number of assessments on instalments	1,245
Number of assessments with pensioners or seniors	912
Number of assessments with deferred rates	28
Number of assessments with no payment yet	147



**TOWN OF COTTESLOE**

**CAPITAL WORKS PROGRAMME**

**FOR THE PERIOD ENDED 1 JULY 2013 TO 31 JANUARY 2014**

<b>PROJECT NO</b>	<b>PROJECT</b>	<b>2013-2014 YTD ACTUAL</b> \$	<b>2013-2014 YTD BUDGET</b> \$	<b>2013-2014 BUDGET</b> \$	<b>Variations Budget to YTD Actual</b> \$	<b>Variations Budget to YTD Actual</b> %
<b>3.4120.2</b>	<b>LAND DEVELOPMENT</b> Old Cottesloe Depot Site	24,944	0	0	(24,944)	
<b>5.1068.2</b>	<b>CARPARK CONSTRUCTION</b> Forrest Street	75,803	70,000	70,000	(5,803)	(8%)
<b>5.1136.2</b>	Napier Street	111,946	134,000	134,000	22,054	16%
<b>5.3065.2</b>	Station Street	8,758	0	0	(8,758)	
<b>10.9000.2</b>	<b>DRAINAGE CONSTRUCTION</b> Cottesloe various	6,000	5,834	10,000	(166)	(3%)
<b>15.1002.2</b>	<b>FOOTPATH CONSTRUCTION</b> Ackland Way	0	2,500	2,500	2,500	100%
<b>15.1016.2</b>	Barsden Street	0	14,300	14,300	14,300	100%
<b>15.1026.2</b>	Brighton Street		18,100	18,100	18,100	100%
<b>15.1030.2</b>	Broome Street	20,389	0	17,300	(20,389)	
<b>15.1086.2</b>	Griver Street	0	0	16,900	0	
<b>15.1104.2</b>	Kathleen Street	26,386	0	25,900	(26,386)	
<b>15.1114.2</b>	Loma Street	14,753	0	14,800	(14,753)	
<b>15.1128.2</b>	Marmion Street	0	10,600	10,600	10,600	100%
<b>15.1136.2</b>	Napier Street	36	0	0	(36)	
<b>15.9000.2</b>	Bike Plan Works	4,150	130,000	130,000	125,850	97%
<b>15.9000.5</b>	Disability Access Ramp - Foreshore	298,919	263,755	263,755	(35,164)	(13%)

**TOWN OF COTTESLOE**

**CAPITAL WORKS PROGRAMME**

**FOR THE PERIOD ENDED 1 JULY 2013 TO 31 JANUARY 2014**

<b>PROJECT NO</b>	<b>PROJECT</b>	<b>2013-2014 YTD ACTUAL</b> \$	<b>2013-2014 YTD BUDGET</b> \$	<b>2013-2014 BUDGET</b> \$	<b>2013-2014 BUDGET</b> \$	<b>Variances Budget to YTD Actual</b> \$	<b>Variances Budget to YTD Actual</b> %
<b>20.9000.2</b>	<b>IRRIGATION CONSTRUCTION</b> Cottesloe	1,206	11,668	20,000	10,462	90%	
<b>25.9000.2</b>	<b>LANEWAY CONSTRUCTION</b> Cottesloe	0	81,200	81,200	81,200	100%	
<b>30.9000.2</b>	<b>PARKS AND RESERVES CONSTRUCTION</b> Playgrounds various	1,455	30,000	30,000	28,545	95%	
<b>30.9000.5</b>	Cottesloe Natural Area Upgrade	2,103	8,753	15,000	6,650	76%	
<b>35.4050.2</b>	<b>PROPERTY CONSTRUCTION</b> Civic Centre - Voltage Optimisation	0	0	31,500			
<b>35.4050.5</b>	Civic Centre - Air Conditioning	22,500	80,000	80,000	57,500	72%	
<b>35.4135.2</b>	Joint Library	3,888	0	0			
<b>35.6030.2</b>	Civic Centre Grounds Restoration	45,594	128,348	220,000	82,754	64%	
<b>40.1036.2</b>	<b>ROAD CONSTRUCTION/ REHABILITATION</b> Chamberlain Street	164	62,200	62,200	62,036	100%	
<b>40.1058.2</b>	Elizabeth Street	17	54,600	54,600	54,583	100%	
<b>40.1074.2</b>	Geraldine Street	17	15,800	15,800	15,783	100%	
<b>40.1098.2</b>	Jarrad Street	0	19,800	19,800	19,800	100%	

**TOWN OF COTTESLOE**

**CAPITAL WORKS PROGRAMME  
FOR THE PERIOD ENDED 1 JULY 2013 TO 31 JANUARY 2014**

<b>PROJECT NO</b>	<b>PROJECT</b>	<b>2013-2014 YTD ACTUAL</b>	<b>2013-2014 YTD BUDGET</b>	<b>2013-2014 BUDGET</b>	<b>Variances Budget to YTD Actual</b>	<b>Variances Budget to YTD Actual</b>
		\$	\$	\$	\$	%
40.1168.2	Salvado Street	13,442	27,100	27,100	13,658	50%
40.1202.2	William Street	2,584	22,800	22,800	20,216	89%
40.1204.2	Windsor Street	11,486	24,500	24,500	13,014	53%

**TOWN OF COTTESLOE**

**CAPITAL WORKS PROGRAMME  
FOR THE PERIOD ENDED 1 JULY 2013 TO 31 JANUARY 2014**

<b>PROJECT NO</b>	<b>PROJECT</b>	<b>2013-2014 YTD ACTUAL</b>	<b>2013-2014 YTD BUDGET</b>	<b>2013-2014 BUDGET</b>	<b>Variations Budget to YTD Actual</b>	<b>Variations Budget to YTD Actual</b>
		\$	\$	\$	\$	%
<b>41.1048.2</b>	<b>ROAD SAFETY &amp; SPEED RESTRICTION</b>					
	Curtin Avenue	19,156	0	0	(19,156)	
<b>41.9000.2</b>	Safety & Speed Program Yr 3	1,180	30,000	55,000	28,820	96%
<b>42.9000.2.</b>	<b>STREET FURNITURE</b>					
	Three Bin System	139,843	0	0	(139,843)	
<b>43.6080.2.57</b>	<b>MISCELLANEOUS INFRASTRUCTURE</b>					
	Viewing Tower - Foreshore	0	32,000	32,000	32,000	100%
<b>43.9000.2.57</b>	Town Centre Improvements	0	0	100,000	0	
<b>43.9000.2.57</b>	Sculpture	5,552	0	70,000	(5,552)	
<b>43.1176.2</b>	CCTV - Station Street	41,928	0	0	(41,928)	
<b>43.9000.5</b>	Upgrade to Parking Software	10,548	0	0	(10,548)	
<b>47.9000.2.57</b>	<b>PLANT &amp; VEHICLES</b>					
	Passenger Vehicle - CEO	48,405	45,000	45,000	(3,405)	(8%)
<b>47.9000.2.57</b>	Passenger Vehicle - SPO	34,651	36,000	36,000	1,349	4%
<b>47.9000.2.57</b>	Passenger Vehicle - MDS	0	36,000	36,000	36,000	100%
<b>47.9000.2.57</b>	Passenger Vehicle - MES	34,613	36,000	36,000	1,387	4%
<b>47.9000.2.57</b>	Passenger Vehicle - WS	31,941	33,000	33,000	1,059	3%
<b>47.9000.2.57</b>	Passenger Vehicle - Ranger	34,160	35,000	35,000	840	2%
<b>47.9000.2.57</b>	Utility Vehicle - AWS	25,450	24,600	24,600	(850)	(3%)



**TOWN OF COTTESLOE**

**CAPITAL WORKS PROGRAMME**

**FOR THE PERIOD ENDED 1 JULY 2013 TO 31 JANUARY 2014**

<b>PROJECT NO</b>	<b>PROJECT</b>	<b>2013-2014 YTD ACTUAL</b>	<b>2013-2014 YTD BUDGET</b>	<b>2013-2014 BUDGET</b>	<b>Variations Budget to YTD Actual</b>	<b>Variations Budget to YTD Actual</b>
		\$	\$	\$	\$	%
47.9000.2.57	Depot Utility Vehicles (3)	60,791	71,000	71,000	10,209	14%
47.9000.2.57	Kubota Mower	24,200	29,000	29,000	4,800	17%
47.9000.2.57	Stihl Pole Pruners (2)	2,120	2,600	2,600	480	18%

**TOWN OF COTTESLOE**

**CAPITAL WORKS PROGRAMME  
FOR THE PERIOD ENDED 1 JULY 2013 TO 31 JANUARY 2014**

PROJECT NO	PROJECT	2013-2014 YTD ACTUAL \$	2013-2014 YTD BUDGET \$	2013-2014 BUDGET \$	2013-2014 BUDGET \$	Variances Budget to YTD Actual \$	Variances Budget to YTD Actual %
47.9000.2.57	Stihl Chain Saws (3)	3,700	3,700	3,700	3,700	0	0%
47.9000.2.57	Stihl Hedge Trimmers (2)	0	2,000	2,000	2,000	2,000	100%
47.9000.2.57	Stihl Brush Cutters (3)	4,098	3,600	3,600	3,600	(498)	(14%)
<b>IT, OFFICE EQUIPMENT &amp; FURNITURE</b>							
49.9000.2.57	Civic Centre Furniture	13,125	2,500	2,500	5,000	(6,382)	(255%)
49.9000.2.57	Desktop Devices	7,020	3,818	3,818	7,636	(3,202)	(84%)
49.9000.2.57	Mobile Devices	2,620	2,387	2,387	4,773	(234)	(10%)
49.9000.2.57	Photocopier	0	10,000	10,000	20,000	10,000	100%
49.9000.2.57	TRIM Upgrade	0	7,500	7,500	15,000	7,500	100%
49.9000.2.57	Authority Upgrade	8,882	15,000	15,000	30,000	6,118	41%
49.9000.2.57	Offsite replication of VM's as part of Data Recovery Plan	0	6,552	6,552	13,104	6,552	100%
49.9000.2.57	Upgrade/Replacement of Network Switches	0	2,124	2,124	4,248	2,124	100%
49.9000.2.57	Replacement of SAN	15,306	8,739	8,739	17,478	(6,567)	(75%)
49.9000.2.57	Virtual Server Upgrades	26,712	13,760	13,760	27,520	(12,952)	(94%)
49.9000.2.57	Data Rack for New Depot	0	627	627	1,254	627	100%
<b>Totals</b>		<b>1,292,541</b>	<b>1,708,365</b>	<b>1,708,365</b>	<b>2,193,168</b>	<b>423,955</b>	<b>24%</b>

TOWN OF COTTESLOE

BUDGET AMENDMENTS

FOR THE PERIOD ENDED 1 JULY 2013 TO 31 JANUARY 2014

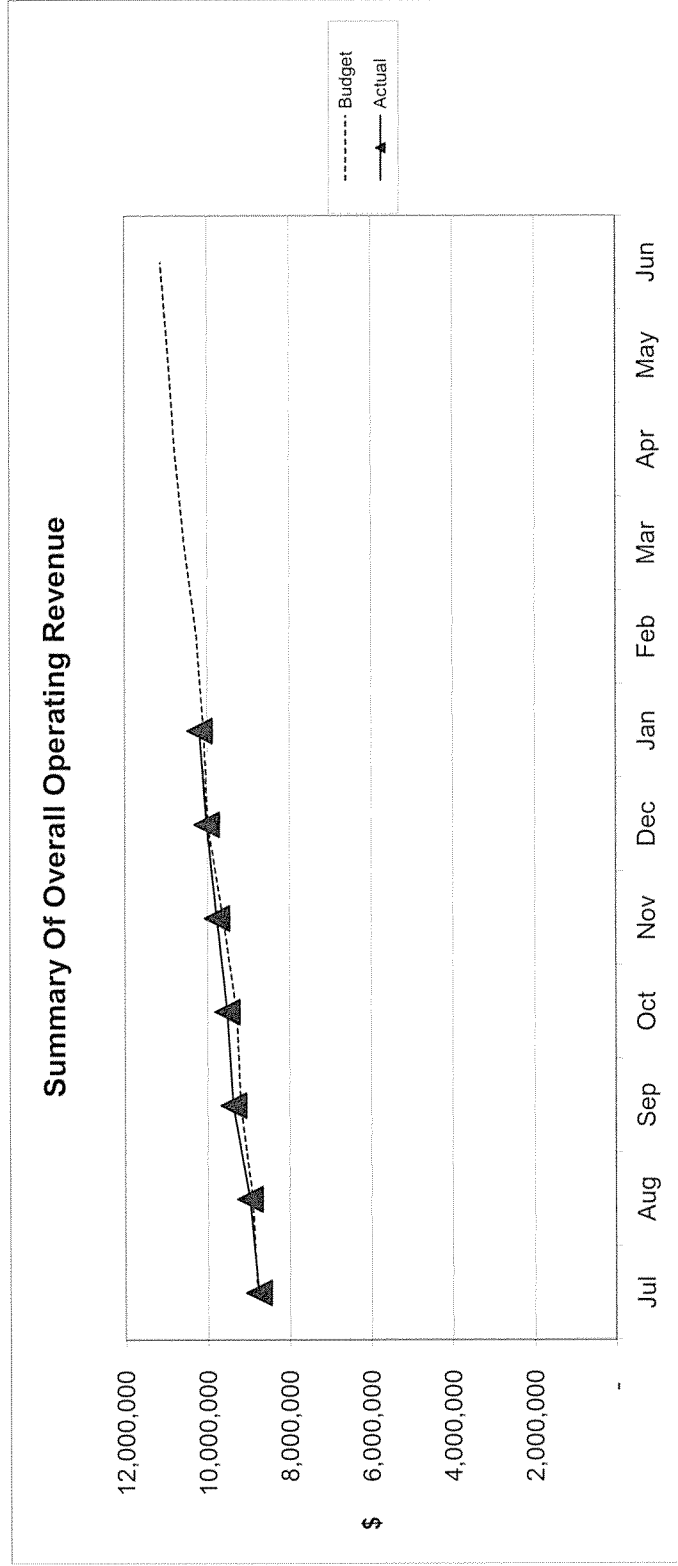
<u>GL Account Code</u>	<u>Description</u>	<u>Council Resolution &amp; Date</u>	<u>Classification</u>	<u>Value of Budget Amendment</u>	<u>Funding Arrangement</u>
42.9000.2	Introduction of a Three Bin System	10.4.6 July 2013	Capital Expenditure	\$ 130,000	Transfers from the waste management and Infrastructure reserves
20029.204.58	Donation to Lord Mayor's Distress Relief Fund	10.4 November 2013	Operating Expenditure	\$ 10,000	Increase the budget for donations



# TOWN OF COTTESLOE

## GRAPHICAL SUMMARY OF REVENUE, EXPENDITURE AND NET POSITION FOR 2013 - 2014

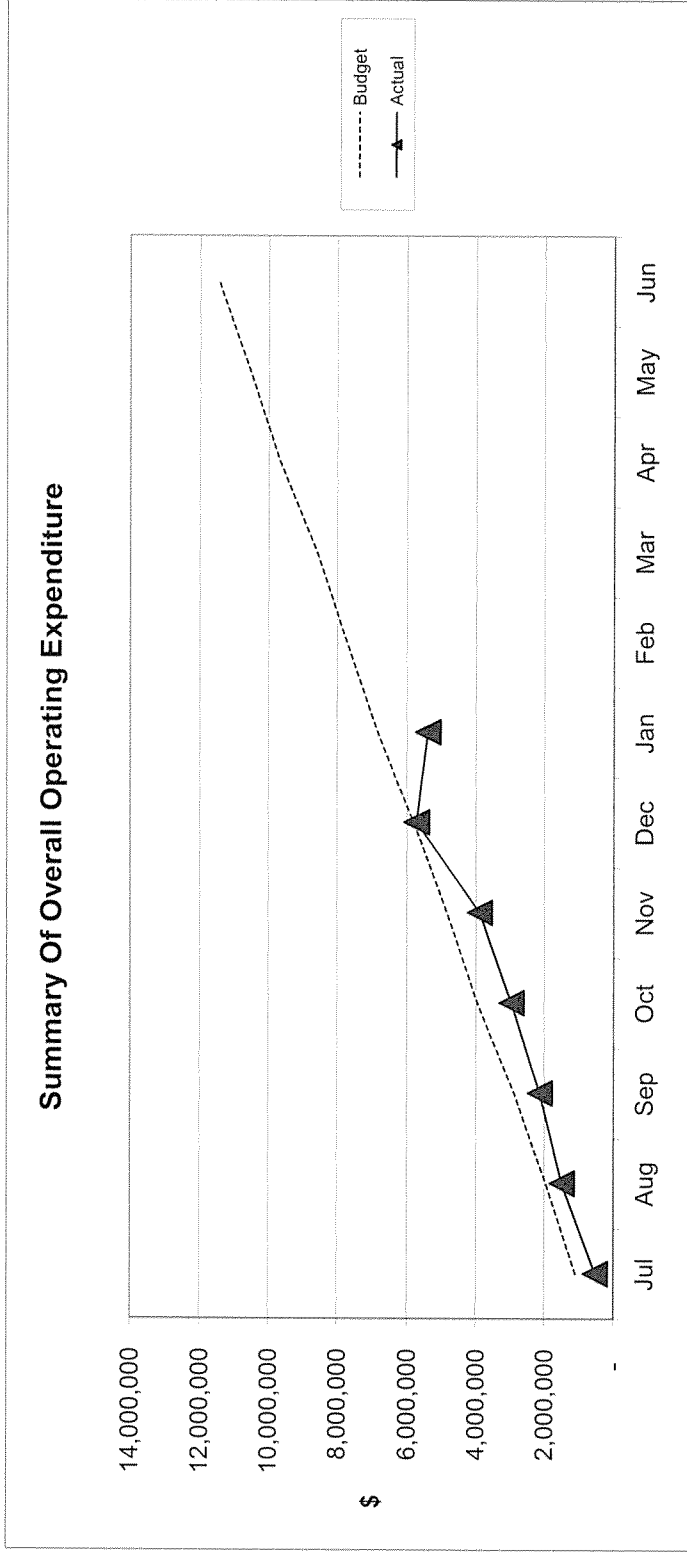
FOR THE PERIOD ENDED 1 JULY 2013 TO 31 JANUARY 2014



# TOWN OF COTTESLOE

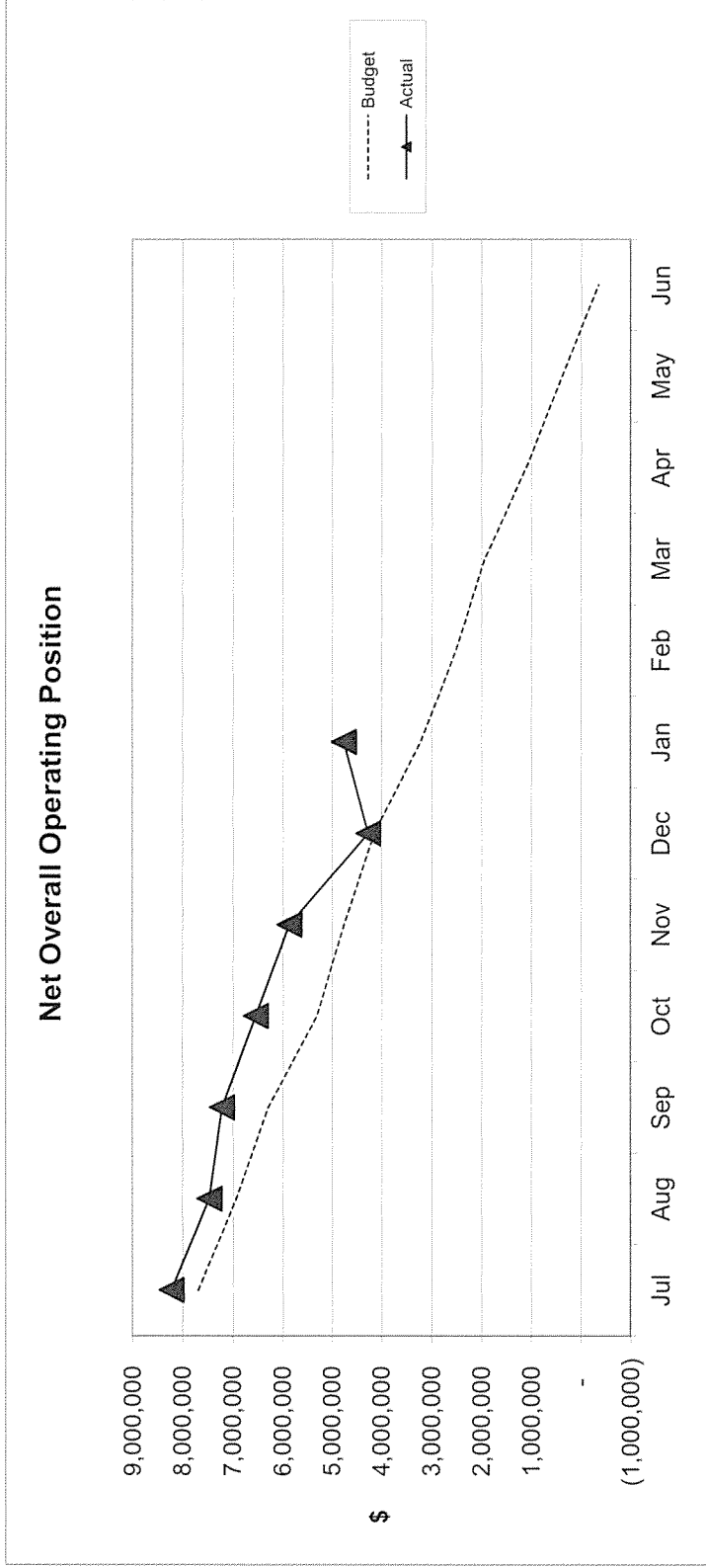
## GRAPHICAL SUMMARY OF REVENUE, EXPENDITURE AND NET POSITION FOR 2013 - 2014

FOR THE PERIOD ENDED 1 JULY 2013 TO 31 JANUARY 2014



# TOWN OF COTTESLOE

## GRAPHICAL SUMMARY OF REVENUE, EXPENDITURE AND NET POSITION FOR 2013 - 2014 FOR THE PERIOD ENDED 1 JULY 2013 TO 31 JANUARY 2014



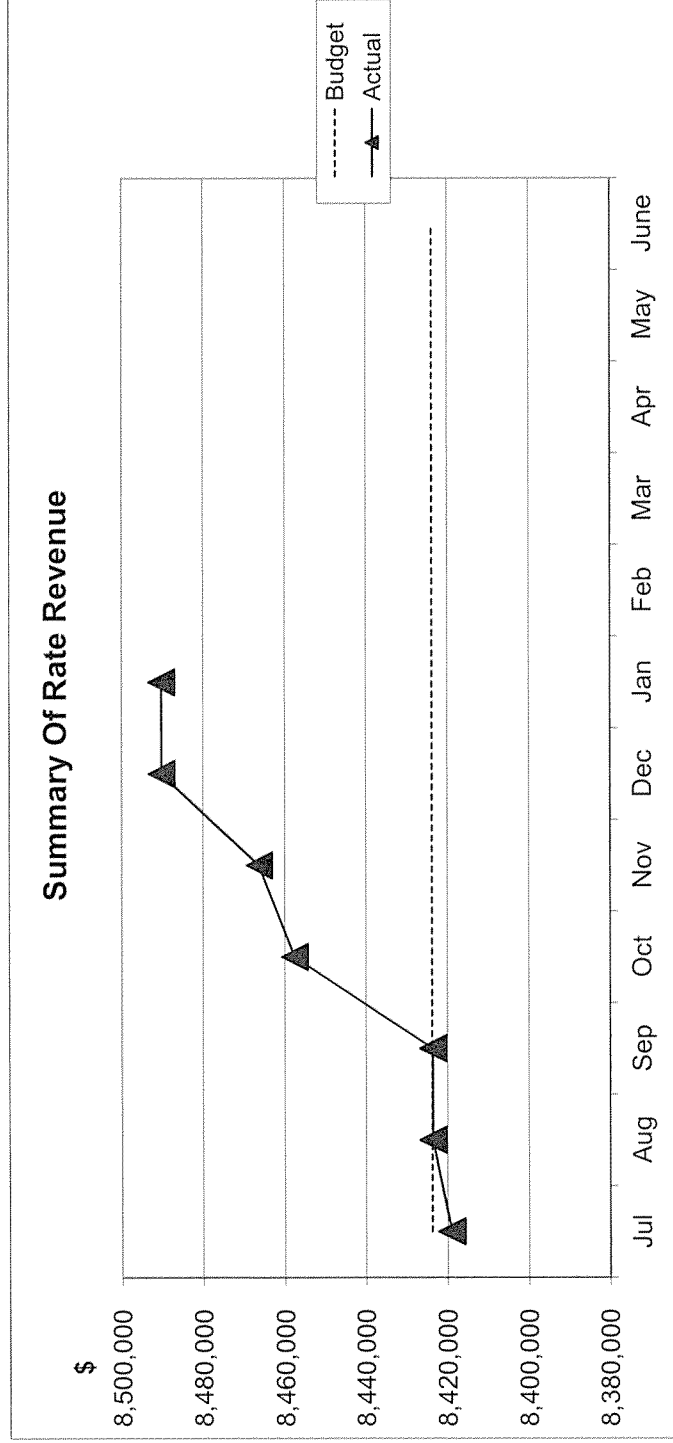




# TOWN OF COTTESLOE

## GRAPHICAL SUMMARY BY NATURE & TYPE FOR 2013 - 2014

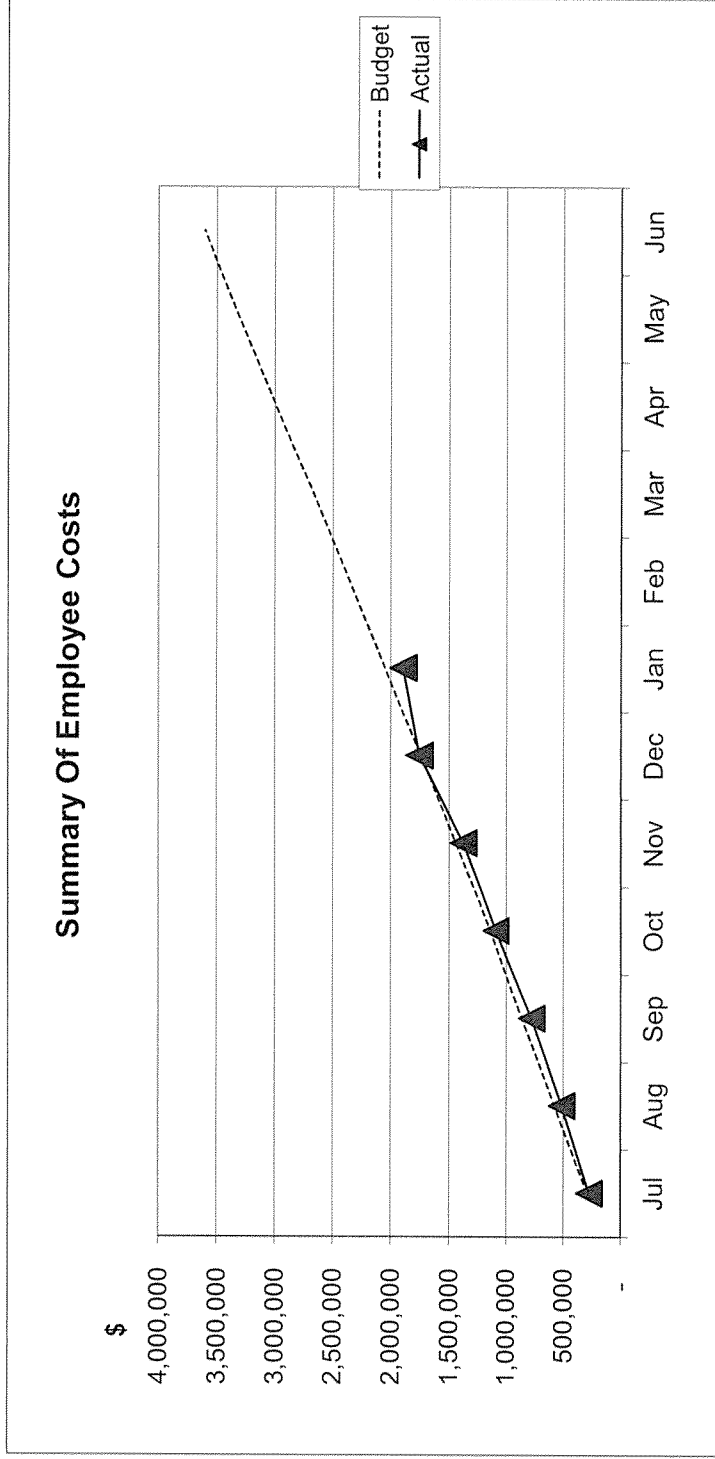
FOR THE PERIOD ENDED 1 JULY 2013 TO 31 JANUARY 2014



# TOWN OF COTTESLOE

## GRAPHICAL SUMMARY BY NATURE & TYPE FOR 2013 - 2014

FOR THE PERIOD ENDED 1 JULY 2013 TO 31 JANUARY 2014



# TOWN OF COTTESLOE

## GRAPHICAL SUMMARY BY NATURE & TYPE FOR 2013 - 2014

FOR THE PERIOD ENDED 1 JULY 2013 TO 31 JANUARY 2014

