


# TOWN OF COTTESLOE



## FINANCIAL STATEMENTS

FOR THE PERIOD 1 JULY 2014 TO 31 JULY 2014

PRESENTED TO THE WORKS AND CORPORATE SERVICES  
COMMITTEE ON 19 AUGUST 2014

**TOWN OF COTTESLOE**  
**FINANCIAL STATEMENTS**  
**FOR THE PERIOD 1 JULY 2014 TO 31 JULY 2014**

**TABLE OF CONTENTS**

Statement of Financial Activity	1
Operating Statement By Program	2
Operating Statement By Nature & Type	3
Balance Sheet	4 - 5
Surplus/(Deficit Position)	6
Variance Analysis	7 - 9
Other Information	
- List of Payments	10 - 16
- Reserves	17 - 19
- Investments	20
- Loans	21
- Sundry Debtors	22 - 25
- Rates Analysis	26
- Capital Works Programme	27 - 30

TOWN OF COTTESLOE

STATEMENT OF FINANCIAL ACTIVITY

FOR THE PERIOD ENDED 1 JULY 2014 TO 31 JULY 2014

	2014-2015 YTD Actual \$	2014-2015 YTD Budget \$	2014-2015 Budget \$	Variances YTD Actual to YTD Budget \$	Variances YTD Actual to YTD Budget %
<b>Operating Revenue</b>					
General Purpose Funding	5,281	77,693	636,350	(72,412)	(93%)
Governance	(12,097)	6,356	76,213	(18,453)	(290%)
Law, Order and Public Safety	330	575	18,980	(245)	(43%)
Health	75,262	70,310	80,310	4,952	7%
Education and Welfare	2,998	930	33,036	2,068	222%
Community Amenities	92,820	102,932	542,035	(10,112)	(10%)
Recreation and Culture	4,539	5,210	275,936	(671)	(13%)
Transport	30,301	39,541	831,237	(9,240)	(23%)
Economic Services	29,906	20,619	173,759	9,287	45%
Other Property and Services	0	7,900,050	7,900,600	(7,900,050)	(100%)
<b>Total Operating Revenue</b>	<b>229,340</b>	<b>8,224,216</b>	<b>10,568,456</b>	<b>(7,994,876)</b>	<b>(97%)</b>
<b>Operating Expenditure</b>					
General Purpose Funding	(21,377)	(20,349)	(252,997)	(1,028)	(5%)
Governance	(60,300)	(159,234)	(801,033)	98,934	62%
Law, Order and Public Safety	(21,808)	(23,427)	(296,826)	1,619	7%
Health	(17,660)	(20,345)	(243,946)	2,685	13%
Education and Welfare	(12,293)	(27,175)	(219,900)	14,882	55%
Community Amenities	(168,532)	(273,336)	(3,375,922)	104,804	38%
Recreation and Culture	(129,390)	(328,029)	(3,305,252)	198,639	61%
Transport	(137,570)	(254,502)	(3,027,531)	116,932	46%
Economic Services	(19,774)	(20,458)	(392,585)	684	3%
Other Property and Services	(19,527)	(10,934)	26,481	(8,593)	(79%)
<b>Total Operating Expenditure</b>	<b>(608,231)</b>	<b>(1,137,789)</b>	<b>(11,889,511)</b>	<b>529,558</b>	<b>47%</b>
<b>Adjustments for Non Cash</b>					
(Profit)/Loss on Asset Disposal	0	(7,900,000)	(7,900,000)	7,900,000	
Movement in Deferred Pensioners	0	0	0	0	
Movement in Employee Benefit Provisions	0	0	0	0	
Depreciation	0	170,678	2,046,524	(170,678)	(100%)
<b>Total Adjustments for Non Cash</b>	<b>0</b>	<b>(7,729,322)</b>	<b>(5,853,476)</b>	<b>7,729,322</b>	<b>(100%)</b>
<b>Capital Expense and Revenue</b>					
Additions - Furniture & Equipment	0	0	(36,654)	0	
Additions - Land & Buildings	80,995	(3,057)	(280,500)	84,052	2,749%
Additions - Plant & Equipment	0	(23,394)	(339,700)	23,394	100%
Additions - Roads	0	(10,800)	(300,600)	10,800	100%
Additions - Car Parks	(1,005)	0	0	(1,005)	
Additions - Footpaths	2,286	0	(225,250)	2,286	
Additions - Drainage	(7,800)	(1,679)	(20,150)	(6,121)	(365%)
Additions - Parks & Reserves	(512)	(3,867)	(46,350)	3,355	87%
Additions - Miscellaneous	16,000	0	(70,000)	16,000	
Additions - Street Furniture	0	(38,362)	(460,000)	38,362	100%
Additions - Right of Ways	0	0	(72,700)	0	
Additions - Irrigation	(15)	(2,156)	(30,800)	2,141	99%
Proceeds from Disposal of Assets	16,920	0	8,214,930	16,920	
Proceeds from New Loans	0	0	0	0	
Principal Repayments/Disbursements	0	0	(365,759)	0	
Self Supporting Principal Repayments	0	0	35,237	0	
Transfer from Reserves	0	0	5,000	0	
Transfer to Reserves	0	(4,222)	(8,360,648)	4,222	100%
<b>Total Capital Expense and Revenue</b>	<b>106,869</b>	<b>(87,537)</b>	<b>(2,353,944)</b>	<b>194,406</b>	<b>222%</b>
Opening Surplus / (Deficit)	1,025,000	764,096	764,096	260,904	34%
Closing Surplus / (Deficit)	9,595,882	8,798,043	0	797,839	9%
<b>AMOUNT REQUIRED FROM RATES</b>	<b>(8,842,904)</b>	<b>(8,764,379)</b>	<b>(8,764,379)</b>	<b>(78,525)</b>	<b>(1%)</b>

# TOWN OF COTTESLOE

## OPERATING STATEMENT BY PROGRAM

FOR THE PERIOD ENDED 1 JULY 2014 TO 31 JULY 2014

	2014-2015 Actual \$	2014-2015 YTD Budget \$	2014-2015 Budget \$	Variances Budget to YTD Actual \$	Variances Budget to YTD Actual %
<b>Revenue from Ordinary Activities</b>					
General Purpose Funding	8,848,185	8,842,072	9,400,729	6,113	0%
Governance	(12,097)	6,356	76,213	(18,453)	(290%)
Law, Order and Public Safety	330	575	18,980	(245)	(43%)
Health	75,262	70,310	80,310	4,952	7%
Education and Welfare	2,998	930	33,036	2,068	9,881%
Community Amenities	92,820	102,932	542,035	(10,112)	(96%)
Recreation and Culture	4,539	5,210	275,936	(671)	482%
Transport	30,301	39,541	831,237	(9,240)	(24%)
Economic Services	29,906	20,619	173,759	9,287	(100%)
Other Property and Services	0	50	600	(50)	(100%)
<b>Total Operating Revenue</b>	<b>9,072,244</b>	<b>9,088,595</b>	<b>11,432,835</b>	<b>(16,351)</b>	<b>(0%)</b>
<b>Expenses from Ordinary Activities</b>					
General Purpose Funding	(21,377)	(20,349)	(252,997)	(1,028)	(5%)
Governance	(60,300)	(159,209)	(800,733)	98,909	62%
Law, Order and Public Safety	(21,808)	(23,427)	(296,826)	1,619	7%
Health	(17,660)	(20,345)	(243,946)	2,685	13%
Education and Welfare	(12,293)	(27,175)	(219,900)	14,882	55%
Community Amenities	(168,532)	(273,336)	(3,375,922)	104,804	38%
Recreation and Culture	(129,390)	(328,029)	(2,964,734)	198,639	61%
Transport	(137,570)	(254,502)	(3,027,531)	116,932	46%
Economic Services	(19,774)	(20,458)	(392,585)	684	3%
Other Property and Services	(19,527)	(10,934)	26,481	(8,593)	(79%)
<b>Total Operating Expenditure</b>	<b>(608,231)</b>	<b>(1,137,764)</b>	<b>(11,548,693)</b>	<b>529,533</b>	<b>47%</b>
<b>Borrowing Costs</b>					
Governance	0	(25)	(300)	25	100%
Recreation and Culture	0	0	(340,518)	0	
<b>Total Borrowing Costs</b>	<b>0</b>	<b>(25)</b>	<b>(340,818)</b>	<b>25</b>	<b>100%</b>
<b>Grants/Contributions for Asset Development</b>					
Recreation and Culture	0	0	0	0	
Transport	0	0	0	0	
<b>Total Grants/Contributions for Asset Development</b>	<b>0</b>	<b>0</b>	<b>0</b>	<b>0</b>	
<b>Profit/ (Loss) on Asset Disposal</b>					
Other Property and Services	0	7,900,000	7,900,000	(7,900,000)	(100%)
<b>Total Profit/ (Loss) on Asset Disposal</b>	<b>0</b>	<b>7,900,000</b>	<b>7,900,000</b>	<b>(7,900,000)</b>	
<b>NET PROFIT OR LOSS</b>	<b>8,464,013</b>	<b>15,850,806</b>	<b>7,443,324</b>	<b>(7,386,793)</b>	<b>(47%)</b>

## TOWN OF COTTESLOE

### OPERATING STATEMENT BY NATURE & TYPE

FOR THE PERIOD ENDED 1 JULY 2014 TO 31 JULY 2014

	2014-2015 YTD Actual \$	2014-2015 YTD Budget \$	2014-2015 Budget \$	Variances Budget to Actual YTD \$	Variances Budget to Actual YTD %
<b>Operating Revenue</b>					
Rates	8,842,904	8,764,379	8,764,379	78,525	1%
Grants - Operating	0	42	163,800	(42)	(100%)
Fees & Charges	233,731	255,289	1,815,283	(21,558)	(8%)
Interest Earnt	1,879	59,428	463,900	(57,549)	(97%)
Other Revenue	(6,271)	9,457	225,473	(15,728)	(166%)
<b>Total Operating Revenue</b>	<b>9,072,243</b>	<b>9,088,595</b>	<b>11,432,835</b>	<b>(16,352)</b>	<b>(0%)</b>
<b>Operating Expenditure</b>					
Employee Costs	(318,377)	(309,731)	(3,727,930)	(8,646)	(3%)
Contractors and Materials	(167,058)	(339,484)	(4,131,454)	172,426	51%
Depreciation	0	(170,678)	(2,046,524)	170,678	100%
Insurance	(103,014)	(96,453)	(192,905)	(6,561)	(7%)
Interest Expense	0	(25)	(340,818)	25	100%
Utility Costs	(13,214)	(41,301)	(498,486)	28,087	68%
Other Expenses	(6,567)	(180,117)	(951,394)	173,550	96%
<b>Total Operating Expenditure</b>	<b>(608,230)</b>	<b>(1,137,789)</b>	<b>(11,889,511)</b>	<b>529,559</b>	<b>47%</b>
Grants/Contributions - Non Operating	0	0	0	0	
Profit on Asset Disposals	0	7,900,000	7,900,000	(7,900,000)	
Loss on Asset Disposals	0	0	0	0	
<b>NET PROFIT OR LOSS</b>	<b>8,464,013</b>	<b>15,850,806</b>	<b>7,443,324</b>	<b>(7,386,793)</b>	<b>(47%)</b>

# TOWN OF COTTESLOE

## STATEMENT OF FINANCIAL POSITION

FOR THE PERIOD 1 JULY 2014 TO 31 JULY 2014

		2014-2015 YTD Actual	2013-2014 YTD Actual	2013-2014 Actual
<b>CURRENT ASSETS</b>				
Receivables				
	Rates	9,468,548	9,011,616	65,905
	Sundry Debtors	128,353	193,137	166,690
	Accrued Income	4,297	0	7,057
	Self Supporting Loans	35,237	45,755	35,237
	Other	0	50	(8)
Prepayments	Prepaid Expenses	0	0	20,535
Inventories				
	Stock - Books	41,624	41,554	41,624
Cash Assets				
	Municipal Account	261,592	770,467	115,740
	Till Floats	700	700	700
	Investment Account	225,869	455,217	355,468
	Term Investments	1,245,168	515,127	1,245,168
	Restricted - Reserves	1,099,504	1,300,316	1,099,504
	Restricted - Trust	651,804	599,416	651,814
		<hr/>	<hr/>	<hr/>
<b>TOTAL CURRENT ASSETS</b>		<b>13,162,696</b>	<b>12,933,355</b>	<b>3,805,434</b>
<b>CURRENT LIABILITIES</b>				
Payables		1,451,117	1,649,371	120,377
Payable Trust		710,701	645,426	672,250
Accrued Expenses		98,669	132,898	681,545
Interest Bearing Liabilities		365,759	357,642	365,759
Provisions		670,848	559,584	670,783
		<hr/>	<hr/>	<hr/>
<b>TOTAL CURRENT LIABILITIES</b>		<b>3,297,094</b>	<b>3,344,921</b>	<b>2,510,714</b>
<b>NON CURRENT ASSETS</b>				
Receivables				
	Deferred Rates & ESL	194,999	198,596	194,999
	Self Supporting Loans	256,620	291,857	256,620
Property Plant and Equipment				
	Furniture and Equipment	363,888	325,999	363,888
	Land and Buildings	14,555,194	12,094,166	14,636,189
	Plant and Equipment	656,855	803,290	673,775
	Equity Investments	1,055,826	1,213,798	1,055,826
Infrastructure				
	Roads	6,551,275	6,809,015	6,550,270
	Car Parks	759,019	527,894	759,019
	Footpaths	2,123,392	1,703,841	2,125,678
	Drainage	3,358,759	3,447,027	3,350,959
	Parks and Reserves	160,846	166,944	160,334
	Miscellaneous	804,600	705,554	820,600
	Street Furniture	319,535	214,356	319,535
	Right of Ways	263,748	198,170	263,748
	Irrigation	283,129	285,949	283,114
		<hr/>	<hr/>	<hr/>
<b>TOTAL NON CURRENT ASSETS</b>		<b>31,707,685</b>	<b>28,986,456</b>	<b>31,814,554</b>
<b>NON CURRENT LIABILITIES</b>				
Interest Bearing Liabilities		5,147,371	5,513,130	5,147,371
Provisions		69,094	64,648	69,094
		<hr/>	<hr/>	<hr/>
<b>TOTAL NON CURRENT LIABILITIES</b>		<b>5,216,465</b>	<b>5,577,778</b>	<b>5,216,465</b>
<b>NET ASSETS</b>		<b>36,356,822</b>	<b>32,997,112</b>	<b>27,892,809</b>
		<hr/> <hr/>	<hr/> <hr/>	<hr/> <hr/>

# TOWN OF COTTESLOE

## STATEMENT OF FINANCIAL POSITION

FOR THE PERIOD 1 JULY 2014 TO 31 JULY 2014

	2014-2015 YTD Actual	2013-2014 YTD Actual	2013-2014 Actual
<b>EQUITY</b>			
Reserves - Cash Backed	1,099,504	1,300,316	1,099,504
Reserves - Asset Revaluation	239,554	186,834	239,554
Retained Surplus	<u>35,017,764</u>	<u>31,509,962</u>	<u>26,553,751</u>
<b>TOTAL EQUITY</b>	<b><u>36,356,822</u></b>	<b><u>32,997,112</u></b>	<b><u>27,892,809</u></b>
<b>RESERVES - CASH BACKED</b>			
Opening Balance	1,297,388	1,011,812	1,297,388
Transfer to Reserves	0	874,636	62,755
Transfer from Reserves	<u>0</u>	<u>(586,132)</u>	<u>(260,639)</u>
<b>TOTAL RESERVES - CASH BACKED</b>	<b>1,297,388</b>	<b>1,300,316</b>	<b>1,099,504</b>
<b>RESERVES - ASSET REVALUATION</b>			
Opening Balance	<u>239,554</u>	<u>186,834</u>	<u>239,554</u>
<b>TOTAL RESERVES - ASSET REVALUATION</b>	<b>239,554</b>	<b>186,834</b>	<b>239,554</b>
<b>RETAINED SURPLUS</b>			
Opening Balance	26,355,867	23,577,387	25,776,737
Change in Net Assets from Operations	8,464,013	8,221,079	579,130
Transfer from Reserve	0	586,132	260,639
Transfer to Reserve	<u>0</u>	<u>(874,636)</u>	<u>(62,755)</u>
<b>TOTAL RETAINED SURPLUS</b>	<b>34,819,880</b>	<b>31,509,962</b>	<b>26,553,751</b>
<b>TOTAL EQUITY</b>	<b><u>36,356,822</u></b>	<b><u>32,997,112</u></b>	<b><u>27,892,809</u></b>

**TOWN OF COTTESLOE**

**SURPLUS/(DEFICIT) ANALYSIS**

FOR THE PERIOD 1 JULY 2014 TO 31 JULY 2014

	YTD Actual \$	2014 \$
<b>Surplus/(Deficit)</b>	<u>9,767,312</u>	<u>1,005,515</u>
<b><u>Comprises:</u></b>		
Cash - Unrestricted	1,674,432	1,717,076
Cash - Restricted	1,099,504	1,099,504
Unspent Grant Transfer	0	0
Rates - Current	9,468,548	65,905
Sundry Debtors	128,353	166,690
Accrued Income	4,297	7,057
GST Receivable	0	0
Other Tax Debtors	0	0
Inventories		
- History Books	41,624	41,624
<b>Less:</b>		
Reserves - Restricted Cash	(1,099,504)	(1,099,504)
Sundry Creditors	(1,451,117)	(120,377)
Accrued Expenses	(98,669)	(681,545)
Accrued Interest on Debentures	0	0
Accrued Salaries and Wages	0	0
Other Tax Liabilities	0	0
Current Employee Benefits Provision	(670,848)	(670,783)
Change in RDO	0	0
Other	(156)	0
Add back: Component of Leave Liability not required to be funded	670,848	670,783
<b>Surplus/(Deficit)</b>	<u>9,767,312</u>	<u>1,196,430</u>



TOWN OF COTTESLOE

STATEMENT OF FINANCIAL ACTIVITY - VARIANCE ANALYSIS  
FOR THE PERIOD ENDED 1 JULY 2014 TO 31 JULY 2014

Note 2. VARIANCES (Report on material variances from the Statement of Financial Activity)  
(Material variances are deemed to be greater than 15% or \$25,000)

OPERATING REVENUE

<u>Program/Nature &amp; Type</u>	<u>YTD Actual</u> \$	<u>YTD Budget</u> \$	<u>Variance</u> \$	<u>Variance</u> %	<u>Impact of Variation</u>	<u>Main Factors</u> \$	<u>Manager</u>	<u>Officer</u>	<u>Main Factors Influencing Variance</u>
General Purpose Funding	5,281	77,693	(72,412)	(93%)	Timing Reduced Revenue	(43,066) (16,899)	FM FM	FM FM	Timing of instalment interest and administration charge on rates Delays in disposing of property
Governance	(12,097)	6,356	(18,453)	(290%)	Timing	(12,103)	FM	FM	Accrued income postings
Law, Order & Public Safety	330	575	(245)	(43%)	Timing	(245)	FM	FM	Timing of revenue
Education & Welfare	2,998	930	2,068	222%	Timing	2,235	FM	FM	Timing of reimbursements
Transport	30,301	39,541	(9,240)	(23%)	Possible reduced revenue	(11,279)	MCCS	SR	Reduced revenue from parking
Economic Services	29,906	20,619	9,287	45%	Possible extra revenue	9,275	MDS	BS	Extra fees related to building activity
Other Property & Services	-	7,900,060	(7,900,060)	(100%)	Timing	(7,900,000)	FM	FM	Delays in disposing of property

TOWN OF COTTESLOE

STATEMENT OF FINANCIAL ACTIVITY - VARIANCE ANALYSIS  
FOR THE PERIOD ENDED 1 JULY 2014 TO 31 JULY 2014

Note 2. VARIANCES (Report on material variances from the Statement of Financial Activity)

OPERATING EXPENDITURE

<u>Program/Nature &amp; Type</u>	<u>YTD Actual</u> \$	<u>YTD Budget</u> \$	<u>Variance</u> \$	<u>Variance</u> %	<u>Impact of Variation</u>	<u>Main Factors</u> \$	<u>Manager</u>	<u>Officer</u>	<u>Main Factors Influencing Variance</u>
Governance	(60,300)	(159,234)	98,934	62%	Timing	53,360	FM	FM	Timing of expenses
Education & Welfare	(12,293)	(27,175)	14,882	55%	Timing	13,631	FM	FM	Timing of contributions
Community Amenities	(168,532)	(273,336)	104,804	38%	Timing	100,209	FM	FM	Timing of expenses
Recreation & Culture	(129,390)	(328,029)	198,639	61%	Timing	154,665	FM	FM	Timing of contributions
Transport	(137,570)	(254,502)	116,932	46%	Timing	83,880	FM	FM	Depreciation not posted
Other Property & Services	(19,527)	(10,934)	(8,593)	(79%)	Timing	(8,593)	FM	FM	Timing of allocations

**TOWN OF COTTESLOE**

**STATEMENT OF FINANCIAL ACTIVITY - VARIANCE ANALYSIS  
FOR THE PERIOD ENDED 1 JULY 2014 TO 31 JULY 2014**

**Note 2. VARIANCES (Report on material variances from the Statement of Financial Activity)**

**NON CASH TRANSACTIONS**

<u>Program/Nature &amp; Type</u>	<u>YTD Actual</u> \$	<u>YTD Budget</u> \$	<u>Variance</u> \$	<u>Variance</u> %	<u>Impact of Variation</u>	<u>Main Factors</u> \$	<u>Manager</u>	<u>Officer</u>	<u>Main Factors Influencing Variance</u>
(Profit)/Loss on Asset Disposal	-	(7,900,000)	7,900,000	(100%)	Timing	(7,900,000)	FM	FM	Delays in disposing of property
Depreciation	-	170,678	(170,678)	(100%)	Timing	(170,678)	FM	FM	Depreciation not posted
<b><u>CAPITAL EXPENDITURE</u></b>									
- Land & Buildings	80,955	(3,057)	84,012	2,748%	Timing	84,012	FM	FM	Timing of accrued expenses
- Plant & Equipment	-	(23,394)	23,394	100%	Timing	23,394	FM	FM	Timing of expenditure
- Infrastructure Roads	-	(10,800)	10,800	100%	Timing	10,800	FM	FM	Timing of expenditure
- Infrastructure Drainage	(7,800)	(1,679)	(6,121)	(365%)	Timing	(6,121)	FM	FM	Timing of expenditure
- Infrastructure Parks & Reserves	(512)	(3,867)	3,355	87%	Timing	3,355	FM	FM	Timing of expenditure
- Infrastructure Street Furniture	-	(38,362)	38,362	100%	Timing	38,362	FM	FM	Timing of expenditure
- Infrastructure Irrigation	(15)	(2,156)	2,141	99%	Timing	2,141	FM	FM	Timing of expenditure
<b><u>RESERVE TRANSFERS</u></b>									
- Transfer to Reserves	-	(4,222)	4,222	100%	Timing	4,222	FM	FM	Timing of transfers to reserves

TOWN OF COTTESLOE

LIST OF ACCOUNTS PAID DURING JULY 2014 AND PRESENTED TO A MEETING OF THE WORKS & CORPORATE SERVICES COMMITTEE HELD ON 19 AUGUST 2014

CERTIFICATE OF CHIEF EXECUTIVE OFFICER



<u>Date</u>	<u>Payment Reference</u>	<u>Payee</u>	<u>Description</u>	<u>Amount</u>
10/07/2014	00024894	BCITF	BCITF June 2014	\$ 5,275.53
10/07/2014	00024895	Zurich Australian Insurance Limited	Insurance excess - Claim 27963	\$ 300.00
11/07/2014	00024896	Vinsan Contracting	Refund of building fees for cancelled application	\$ 130.50
11/07/2014	00024897	C L Chapman	Partial refund of fees for a cancelled application	\$ 85.50
11/07/2014	00024898	C L Chapman	Bond refund	\$ 1,000.00
11/07/2014	00024899	S J Harding	Bond refund	\$ 1,000.00
11/07/2014	00024900	S Stawski	Bond refund 226B Broome St Cottesloe	\$ 1,000.00
11/07/2014	00024901	Ironbridge Holdings Pty Ltd	Bond refund 19 Perth St	\$ 1,000.00
11/07/2014	00024902	W S Sykes	Bond refund B/permit 3147	\$ 400.00
11/07/2014	00024903	R L P McGlew	Bond and key deposit refund	\$ 140.00
11/07/2014	00024904	H M Benbow	Bond and key deposit refund	\$ 140.00
11/07/2014	00024905	Ella Allen	Refund of booking paid twice - Arch Monument	\$ 160.00
14/07/2014	00024906	Alinta	Supply charge 8 Stack St depot 26 Mar - 26 Jun 14	\$ 51.85
14/07/2014	00024907	Landgate - VGO	2013/2014 GRV general revaluation & fortnightly valuations 24 May - 6 Jun 14	\$ 49,146.70
14/07/2014	00024908	Synergy	Streetlight charge 28 May - 27 Jun 14	\$ 12,838.70
14/07/2014	00024909	Water Corporation	Water supply - various locations 1 Jul - 31 Aug 14	\$ 2,812.46
17/07/2014	00024910	Australian Human Resources Institute	Annual membership renewal MAHRI	\$ 347.00
17/07/2014	00024911	Building Commission	BSL June 2014	\$ 8,222.66
17/07/2014	00024912	City of Nedlands	Contribution to WESROC staff position 13/14 Regional Environmental Project officer	\$ 1,909.60
17/07/2014	00024913	Dept of Transport	Fleet vehicle registration 2014/2015	\$ 7,055.45
17/07/2014	00024914	Synergy	Supply charge Stack St depot 7 May - 3 Jul 14	\$ 323.25

<u>Date</u>	<u>Payment Reference</u>	<u>Payee</u>	<u>Description</u>	<u>Amount</u>
17/07/2014	00024915	Telstra Corporation Limited	Mobile devices charges 28 Jun - 27 Jul	\$ 1,883.72
17/07/2014	00024916	Water Corporation	Supply charge - various locations 1 Jul - 31 Aug 14	\$ 2,647.55
18/07/2014	00024917	Ashurst Australia	Overpayment Refund	\$ 2,122.40
18/07/2014	00024918	N Gibbs	Refund	\$ 1,401.78
18/07/2014	00024919	Dale Alcock Homes Pty Ltd	Bond refund 45 Griver St Cottesloe	\$ 1,000.00
18/07/2014	00024920	Lulieumon Athletica	Bond refund	\$ 200.00
22/07/2014	00024921	Colonial First State Rollover	Superannuation	\$ 328.31
22/07/2014	00024922	ING DIRECT Superannuation Fund	Superannuation	\$ 330.67
22/07/2014	00024923	Sunsuper Superannuation Fund	Superannuation	\$ 661.69
22/07/2014	00024924	WA Super	Superannuation	\$ 31,712.79
24/07/2014	00024925	Landgate - VGO	Fortnightly valuations 7-20 June 14	\$ 60.85
24/07/2014	00024926	Princi Butchers	Supplies for function catering	\$ 58.60
24/07/2014	00024927	Water Corporation	Supply charge - various locations 1 Jul - 31 Aug 14	\$ 1,050.64
25/07/2014	00024928	A V Hutcherson	Refund of Overcharged Building Fees - 26 Eric St	\$ 1,001.00
25/07/2014	00024929	Fiona Hood	Refund - Double booked - Davis Cup 11 Oct 14	\$ 25.00
25/07/2014	00024930	J MCDONALD	Bond refund - Possum trap	\$ 100.00
25/07/2014	00024931	R D Moline	Bond refund	\$ 1,000.00
25/07/2014	00024932	P J McQueen	Bond refund	\$ 1,000.00
31/07/2014	00024933	Diamond Hire	Hire of Post hole digger and 2 sizes of auger	\$ 102.30
31/07/2014	00024934	Party Source	2x30mtr paper roll table covers	\$ 62.85
31/07/2014	00024935	Synergy	Supply Marine Pde 16 May - 15 Jul 14	\$ 850.10
31/07/2014	00024936	Telstra Corporation Limited	Services & equipment 13 Jul - 13 Aug 14	\$ 1,349.14
31/07/2014	00024937	The Curtain Lady Interiors	Replacement curtains - Memorial Hall	\$ 843.00
31/07/2014	00024938	D P Wise	***** CANCELLED *****	\$ -
31/07/2014	00024939	M L W Jones	***** CANCELLED *****	\$ -
31/07/2014	00024940	S E Harrison	***** CANCELLED *****	\$ -
31/07/2014	00024941	K Gill	***** CANCELLED *****	\$ -
31/07/2014	00024942	L Hehir	***** CANCELLED *****	\$ -
31/07/2014	00024943	T J Baker	***** CANCELLED *****	\$ -
31/07/2014	00024944	Webb & Brown Neaves Pty Ltd	***** CANCELLED *****	\$ -
31/07/2014	00024945	D P Wise	Overpayment refund	\$ 2,829.20
31/07/2014	00024946	MLW Jones	Bond Refund	\$ 1,000.00
31/07/2014	00024947	Sarah E Harrison	Key deposit and bond refund	\$ 140.00
31/07/2014	00024948	Katherine Gill	Key deposit and bond refund	\$ 140.00
31/07/2014	00024949	Leanne Hehir	Key deposit and bond refund	\$ 140.00
31/07/2014	00024950	T J Baker	Bond Refund	\$ 1,000.00

<u>Date</u>	<u>Payment Reference</u>	<u>Payee</u>	<u>Description</u>	<u>Amount</u>
31/07/2014	00024951	Webb & Brown Neaves Pty Ltd	Bond Refund	\$ 1,000.00
2/07/2014	777.98000	Australian Taxation Office	June 2014 BAS - FBT Instalment	\$ 17,076.85
3/07/2014	778.1098	National Australia Bank Business Visa	Monthly credit card fee	\$ 9.00
10/07/2014	779.1020	By Word of Mouth Pty Ltd	Catering for various meetings	\$ 2,493.70
10/07/2014	779.1042	Recall Information Management Pty Ltd	Secure bin shredding service 24 May - 20 Jun 14	\$ 77.48
10/07/2014	779.1047	C Askew	Quarterly claim telephone reimbursement Apr - Jun 14	\$ 250.00
10/07/2014	779.1099	O'Connor Lawnmower & Chainsaw Centre	2 Springs and 4 Chainsaw file guards	\$ 98.40
10/07/2014	779.1151	iIT Pty Ltd	Annual service contract Root Hosting of Website & Annual service contract 1 Jul 14 - 30 Jun 15	\$ 4,650.80
10/07/2014	779.1245	Nu-Trac Rural Contracting	Beach cleaning - Apr 14	\$ 20,030.00
10/07/2014	779.1273	D V J Monteiro	Reimbursement of parking fees - meetings	\$ 34.06
10/07/2014	779.1389	Advanced Traffic Management (WA) Pty Ltd	Traffic management - Curtin/Eric St intersection	\$ 4,620.00
10/07/2014	779.1534	Preservation Services	Conservation treatment, mounting, matting and framing of historical photographs	\$ 5,148.00
10/07/2014	779.1626	Young's Plumbing Service Pty Ltd	Installed drink fountain at Beach St playground	\$ 2,388.00
10/07/2014	779.1645	Swissclinical Australia Pty Ltd	Dry-cleaning	\$ 151.50
10/07/2014	779.1758	Crest Labour Pty Ltd	Temporary depot staff w/e 22 Jun 14	\$ 3,051.41
10/07/2014	779.1765	Datacom Systems WA	2 HP LED monitors	\$ 377.74
10/07/2014	779.1783	A Richards Pty Ltd T/A Richgro Garden	Lawn mix	\$ 816.00
10/07/2014	779.1794	Express Salary Packaging Pty Ltd	GST on vehicle lease 1EEX6663	\$ 54.08
10/07/2014	779.205	Cottesloe News Delivery	Daily newspapers delivered 11 May - 7 Jun 14	\$ 114.10
10/07/2014	779.212	Osborne Park Volkswagon	New passenger vehicle	\$ 36,224.10
10/07/2014	779.37	Staples Australia Pty Ltd	Supplies for Music for Pleasure 14	\$ 1,015.60
10/07/2014	779.47	Collisters Electrical	Electrical testing /RCD testing at depot	\$ 616.00
10/07/2014	779.540	Kerb Doctor	Installed barrier kerbs Parry, Little Marine Pde, Curtin/Eric St & Ozone/Margaret intersection	\$ 4,626.05
10/07/2014	779.544	B M Pember	Consultancy support with Authority	\$ 893.75
10/07/2014	779.62	Bunnings Group Ltd	Hardware supplies	\$ 500.14
10/07/2014	779.645	Cobblestone Concrete	Installed footpath - Napier St	\$ 22,865.70
10/07/2014	779.646	WA Timber Products Pty Ltd	6 lengths of jarrah	\$ 688.60
10/07/2014	779.69	Kayes Carpentry Service	Replace skirting at TAPPS	\$ 385.00
10/07/2014	779.733	J M Dawkins	Elected member expense claim - 1 Jan - 30 Jun 14	\$ 24,197.00
10/07/2014	779.82	Civica Pty Ltd	Final payment of HR Module Implementation & annual licence Jul 14 - Jun 15	\$ 31,506.75
10/07/2014	779.84	West Australian Local Government Associatio	Marketforce advertising May 14	\$ 2,096.35
10/07/2014	779.85	Western Metropolitan Regional Council	Transfer station waste disposal	\$ 9,259.89
10/07/2014	779.87	Reppo Auto Parts	Replacement grease gun	\$ 86.90
10/07/2014	779.89	Major Motors Pty Ltd	Service 5T tipper truck 1DWY785	\$ 165.00
10/07/2014	779.91	Claremont Asphalt	Asphalt surfacing/drainage section ROW 4A & asphalt work Curtin Ave	\$ 37,620.00
10/07/2014	779.982	Titan Ford	Service utilities	\$ 864.80

<u>Date</u>	<u>Payment Reference</u>	<u>Payee</u>	<u>Description</u>	<u>Amount</u>
10/07/2014	779.998	Road Signs Australia Pty Ltd	Two rolls of banding & 500 banding buckles	\$ 407.00
10/07/2014	779.1377	Harvey Norman AV/IT Superstore O'Connor	***** CANCELLED *****	
10/07/2014	780.1774	Express Salary Packaging Pty Ltd	Payroll Deduction	\$ 866.35
10/07/2014	780.3	Department of Human Services	Payroll Deduction	\$ 327.92
10/07/2014	780.5	LGRCEU	Payroll Deduction	\$ 155.20
10/07/2014	781.51	Westnet Pty Ltd	Internet access 1 Jul - 1 Aug 14	\$ 51.43
15/07/2014	782.1721	Business Fuel Cards Pty Ltd	Fuel for vehicle fleet	\$ 7,239.63
23/07/2014	783.101	Airflow Maintenance Company	Pressure test and seal installed pipe work - new air conditioner Civic Centre	\$ 1,600.50
23/07/2014	783.1020	By Word of Mouth Pty Ltd	Catering - Foreshore working group	\$ 198.00
23/07/2014	783.103	Benara Nurseries	230 Various plants	\$ 3,481.25
23/07/2014	783.104	The Tree Guild of WA Incorporated	Annual membership fee 1 Jul 14 - 30 Jun 15	\$ 385.00
23/07/2014	783.1099	O'Connor Lawnmower & Chainsaw Centre	20 brushcutter heads, 36 chainsaw files	\$ 484.20
23/07/2014	783.1182	Raffaele Automotive Services	Service Triton ute	\$ 718.00
23/07/2014	783.1226	Ellenby Tree Farm Pty Ltd	4x35L Moonah Black Tea tree	\$ 451.00
23/07/2014	783.1229	The Planning Group WA Pty Ltd	Planning advice - Napoleon St refurbishment	\$ 1,988.25
23/07/2014	783.1340	F J Fitzsimmons & Co	Construction of ROW 17	\$ 21,915.30
23/07/2014	783.1371	Jims Garage Doors	Remove/dispose old doors & supply/install roller doors TAPPS	\$ 3,828.00
23/07/2014	783.1389	Advanced Traffic Management (WA) Pt	Traffic management - Curtin/Eric intersection	\$ 4,350.50
23/07/2014	783.141	BOC Limited	Annual container service charge 1 Jul 14 - 30 Jun 15	\$ 611.46
23/07/2014	783.146	Bring Couriers	Courier service 17 Jun 14	\$ 38.38
23/07/2014	783.1473	Eco Resources Pty Ltd	Waste/rubble disposal from depot	\$ 3,300.00
23/07/2014	783.1493	Need A Bin	Monthly site fee for depot E-waste bin	\$ 66.00
23/07/2014	783.1522	Prospero Civil & Cadd Designs	Consulting Engineering Services	\$ 5,283.00
23/07/2014	783.1582	Snap Claremont	Plan printing	\$ 630.50
23/07/2014	783.1601	Mobile Connection	Mobile devices	\$ 1,193.50
23/07/2014	783.1637	Playright Australia Pty Ltd	Repair/replace springs - seat rockers Napier St playground	\$ 1,039.87
23/07/2014	783.1645	Swissclinical Australia Pty Ltd	Dry-cleaning - Jun 14	\$ 164.50
23/07/2014	783.1657	Roadline Removal	Remove road line markings - Eric/Curtin intersection	\$ 2,775.52
23/07/2014	783.1663	General Lighting Services WA	Repair Emergency Exit light - Hall and Lounge area	\$ 379.50
23/07/2014	783.1670	Robert A Hawker	Tuning Grand Piano	\$ 220.00
23/07/2014	783.17	Post Newspaper Pty Ltd	Cottesloe page publication - Jun 14	\$ 1,430.00
23/07/2014	783.1733	Grand Toyota	10,000km service	\$ 275.55
23/07/2014	783.1746	Scaf West Pty Ltd	Erect and dismantle scaffolding at Civic Centre	\$ 2,334.20
23/07/2014	783.1758	Crest Labour Pty Ltd	Temporary depot staff w/e 7 Jul 14	\$ 1,764.82
23/07/2014	783.1783	A Richards Pty Ltd T/A Richgro Garden	Lawn mix - Ozone/Margaret St	\$ 816.00
23/07/2014	783.1794	Express Salary Packaging Pty Ltd	GST on vehicle lease 1EEX663	\$ 54.08

<u>Date</u>	<u>Payment Reference</u>	<u>Payee</u>	<u>Description</u>	<u>Amount</u>
23/07/2014	783.1803	Dent Masters WA	Repairs to vehicle	\$ 165.00
23/07/2014	783.1806	Master Builders Western Australia	Plan Reading & Building Basics Seminar	\$ 210.00
23/07/2014	783.185	Miracle Recreation Equipment	2x2m Ashburton memorial bench seats	\$ 3,520.00
23/07/2014	783.188	Bob Jane T-Mart	Puncture repair - Ride on trailer tyre	\$ 30.00
23/07/2014	783.19	McLeods Barristers & Solicitors	Parking prosecutions	\$ 4,026.02
23/07/2014	783.195	Chemsearch Australia	Box of verti-cling	\$ 313.71
23/07/2014	783.197	Holcim (Australia) Pty Ltd	Concrete for numerous memorial pads	\$ 690.80
23/07/2014	783.35	Cottesloe IGA	Catering supplies	\$ 118.56
23/07/2014	783.36	Grants of Cottesloe	Catering supplies	\$ 565.86
23/07/2014	783.37	Staples Australia Pty Ltd	Stationery order	\$ 282.86
23/07/2014	783.38	Veolia Environmental Services	Monthly site fee for depot hook bin	\$ 82.50
23/07/2014	783.46	Professional Tree Surgeons	Prune Eucalypt on Napier St	\$ 1,804.00
23/07/2014	783.510	Complete Pest Management Services	Ant treatment at Civic Centre	\$ 429.00
23/07/2014	783.522	Dogs Refuge Home (WA) Incorporated	Pound fees - Apr - Jun 14	\$ 1,682.45
23/07/2014	783.524	MetroCount	Field - Bitumen/testile road tape 20m	\$ 170.50
23/07/2014	783.526	Zipform Pty Ltd	Changes to annual rate notices, print and supply 500	\$ 769.01
23/07/2014	783.544	B M Pember	Consulting services	\$ 2,788.50
23/07/2014	783.580	St John Ambulance Australia (WA) In	First aid training for staff	\$ 1,650.00
23/07/2014	783.62	Bunnings Group Ltd	Hardware supplies	\$ 219.08
23/07/2014	783.651	E & MJ Roshier Pty Ltd	Service and replace discharge shute - ride on mower	\$ 603.90
23/07/2014	783.764	Pitney Bowes Australia Pty Ltd	Lease on folding machine - 1 Jul - 30 Sep 14	\$ 1,787.50
23/07/2014	783.77	Galvins Plumbing Supplies	Plumbing supplies	\$ 386.61
23/07/2014	783.79	Perth Irrigation Centre	Irrigation hardware supplies	\$ 724.84
23/07/2014	783.809	Biara Conservation Services	Spraying various sites in Cottesloe	\$ 528.00
23/07/2014	783.84	West Australian Local Government Associatio	Marketforce advertising - Jun 14	\$ 2,718.63
23/07/2014	783.89	Major Motors Pty Ltd	Service 2T water truck & 3T truck	\$ 366.30
23/07/2014	783.91	Claremont Asphalt	Resurface crossover in Margaret St & install soakwells and kerbing Little Marine Pde & Forrest St car park	\$ 11,055.00
24/07/2014	784.1774	Express Salary Packaging Pty Ltd	Payroll Deduction	\$ 866.35
24/07/2014	784.3	Department of Human Services	Payroll Deduction	\$ 308.70
24/07/2014	784.5	LGRCEU	Payroll Deduction	\$ 155.20
30/07/2014	785.1020	By Word of Mouth Pty Ltd	Catering	\$ 325.00
30/07/2014	785.1099	O'Connor Lawnmower & Chainsaw Centre	Service various plant equipment	\$ 765.80
30/07/2014	785.1102	- Betta Turf	30m Wintergreen and 130m Sir Walter turf	\$ 1,428.00
30/07/2014	785.111	Murphy's Electrical Company	Inspect/repair 2 flood lights south of Barchetta	\$ 2,130.70
30/07/2014	785.1135	Lamp Replacements Australia Pty Ltd	lights for depot	\$ 23.10
30/07/2014	785.131	Maitland Heritage Engineering	Design/documentation of retaining wall reconstruction	\$ 1,650.00



<u>Date</u>	<u>Payment Reference</u>	<u>Payee</u>	<u>Description</u>	<u>Amount</u>
30/07/2014	785.132	Landfill Gas & Power Pty Ltd	Black power supply - Jun 14	\$ 3,096.06
30/07/2014	785.1361	Department of Transport	Vehicle ownership search - Jun 14	\$ 435.60
30/07/2014	785.1377	Harvey Norman AV/IT Superstore O'Connor	Mobile phone	\$ 179.00
30/07/2014	785.139	Australia Post	Daily mail delivered and collected - Jun	\$ 1,067.66
30/07/2014	785.1398	LGIS	Various annual insurances 30 Jun 14 - 30 Jun 15	\$ 136,318.15
30/07/2014	785.1479	Environmental Wastewater C S Pty Ltd	Street sweeping - Jun 14	\$ 5,115.83
30/07/2014	785.153	LGIS Insurance Broking	Insurance services	\$ 25,425.32
30/07/2014	785.1576	Edinger Real Estate	Monthly lease fee for Stack St depot - Aug 14	\$ 15,006.84
30/07/2014	785.1582	Snap Claremont	Plan printing	\$ 24.00
30/07/2014	785.16	Presswise Publications	Civic Centre News - Post Newspaper 12 Jul 14	\$ 1,210.00
30/07/2014	785.1611	EJ Australia Pty Ltd	Drain grate and surround	\$ 720.50
30/07/2014	785.1671	Work Clobber	Safety boots	\$ 139.00
30/07/2014	785.1672	Environmental Health Australia (WA)	Annual part time membership 1 Jul 14 - 30 Jun 15	\$ 192.00
30/07/2014	785.1723	Perthwaste Green Recycling	Domestic and commercial waste disposal	\$ 54,077.51
30/07/2014	785.1758	Crest Labour Pty Ltd	Temporary depot staff w/e 13 Jul 14	\$ 1,391.09
30/07/2014	785.1794	Express Salary Packaging Pty Ltd	GST on lease vehicle 1EEX663	\$ 54.08
30/07/2014	785.1797	Emerge Environmental Services Pty Ltd	Environmental/landscape architectural services concept plan EP14-030	\$ 11,286.00
30/07/2014	785.1802	Olympic Civil Engineering	Remove waste/rubble from depot	\$ 3,915.78
30/07/2014	785.199	ADH Motorised Golf Cars & Utility	Service depot and Civic Centre club cars	\$ 898.38
30/07/2014	785.205	Cottesloe News Delivery	Daily papers delivered to Civic Centre 8 Jun - 5 Jul 14	\$ 57.80
30/07/2014	785.24	Iron Mountain Australia Pty Ltd	Offsite storage of records - Jun 14	\$ 184.45
30/07/2014	785.29	Fuji Xerox Australia Pty Ltd	Photocopier/printer meter reading - Apr 14	\$ 566.45
30/07/2014	785.35	Cottesloe IGA	Supplies - Music for Pleasure 14	\$ 36.92
30/07/2014	785.49	Charles Service Company	Cleaning contract	\$ 4,206.15
30/07/2014	785.505	Melville Mazda	Service 1EJF078	\$ 325.85
30/07/2014	785.523	Local Government Managers Australia	2014/2015 membership	\$ 456.00
30/07/2014	785.544	B M Pember	Consulting services	\$ 1,716.00
30/07/2014	785.62	Bunnings Group Ltd	Hardware supplies	\$ 396.53
30/07/2014	785.707	Planning Institute of Australia Ltd	2014 WA Conference Registration	\$ 500.00
30/07/2014	785.75	Safety Zone Australia Pty Ltd	Safety boots	\$ 165.00
30/07/2014	785.78	Roads 2000	Core sample tests - Jarrad St	\$ 1,049.40
30/07/2014	785.79	Perth Irrigation Centre	Irrigation hardware supplies	\$ 93.37
30/07/2014	785.82	Civica Pty Ltd	Annual Maintenance - Client Server Tools Aug 14 - Jul 15	\$ 2,640.00
30/07/2014	785.84	West Australian Local Government Associatio	Marketforce advertising Jun 14 - Music for Pleasure	\$ 1,932.97
30/07/2014	785.85	Western Metropolitan Regional Council	Transfer station waste disposal	\$ 29,616.91
30/07/2014	785.88	Ocean IT Pty Ltd	Onsite managed IT services and annual licences	\$ 16,826.68

<u>Date</u>	<u>Payment Reference</u>	<u>Payee</u>	<u>Description</u>	<u>Amount</u>
30/07/2014	785.89	Major Motors Pty Ltd	Service 2T Hino 1DNF388	\$ 720.78
30/07/2014	785.91	Claremont Asphalt	Install extra soakwell and asphalt - ROW 4 and repair work in Napier St	\$ 5,060.00
30/07/2014	785.94	Insight CCS Pty Ltd	After hours answering service 3471 - Jun 14	\$ 394.59
1/07/2014		National Australia Bank	Bank fees	\$ 9.50
1/07/2014		Commonwealth Bank of Australia	Bank fees	\$ 41.96
1/07/2014		National Australia Bank	Bank fees	\$ 173.70
1/07/2014		National Australia Bank	Bank fees	\$ 277.82
2/07/2014		Town of Cottesloe Staff	Fortnightly payroll	\$ 88,061.60
14/07/2014		National Australia Bank	Bank fees	\$ 97.97
15/07/2014		National Australia Bank	Bank fees	\$ 32.70
16/07/2014		Town of Cottesloe Staff	Fortnightly payroll	\$ 87,058.60
29/07/2014		National Australia Bank	Transfer to Investment account	\$ 300,000.00
30/07/2014		Town of Cottesloe Staff	Fortnightly payroll	\$ 86,334.70
31/07/2014		National Australia Bank	Audit Certificate Fee	\$ 50.00
31/07/2014		National Australia Bank	Bank fees	\$ 99.55
31/07/2014		National Australia Bank	Bank fees	\$ 225.20
31/07/2014		National Australia Bank	Bank fees	\$ 270.46
31/07/2014		National Australia Bank	Bank fees	\$ 399.68
31/07/2014		National Australia Bank	Bank fees	\$ 985.66
	<b>Grand Total</b>			<b>\$ 1,392,217.18</b>

Pursuant to Regulation of 13(4) of the local Government (Financial Management) Regulations the total of all other outstanding accounts for payment as at the date of this payment listing being prepared is \$1,451,118.27

I hereby certify that the above schedule of accounts totalling \$1,392,217.18 as submitted to the Works & Corporate Services Committee meeting held on 19 August 2014

\_\_\_\_\_  
Signed (Chairperson of the Works & Corporate Services Committee)

**TOWN OF COTTESLOE**  
**RESERVES - CASH BACKED INVESTMENTS**  
**FOR THE PERIOD ENDING 31 JULY 2014**

	2014-2015 ACTUAL \$	2014-2015 BUDGET \$
<b>1 Area Improvement</b>		
Purpose: To fund the cost of improving facilities within the Municipality.		
Opening Balance	1,231	-
Transfer to Reserves	28	-
Transfer from Reserves	(884)	-
	374	-
<b>2 Waste Management Reserve</b>		
Purpose: To fund the improvement, replacement and expansion of waste management plant, equipment, facilities and services.		
Opening Balance	73,365	10,053
Transfer to Reserves	1,997	2,627
Transfer from Reserves	(75,362)	-
Closing Balance	-	12,680
<b>3 Parking Reserve</b>		
Purpose: To set aside funds from developers for the development of parking facilities		
Opening Balance	9,677	14,845
Transfer to Reserves	347	520
Transfer from Reserves	-	-
Closing Balance	10,024	15,365
<b>4 Leave Reserve</b>		
Purpose: To set asides funds to assist with the funding of unexpected employee entitlements		
Opening Balance	169,232	174,514
Transfer to Reserves	6,017	6,108
Transfer from Reserves	-	-
Closing Balance	175,249	180,622
<b>5 Civic Centre Reserve</b>		
Purpose: To fund the cost of upgrading the civic centre.		
Opening Balance	855	1,410
Transfer to Reserves	597	42
Transfer from Reserves	(1,452)	(1,452)
Closing Balance	-	-
<b>6 Property Reserve</b>		
Purpose: To contribute towards future property construction/renewal.		
Opening Balance	366,177	310,441
Transfer to Reserves	12,818	13,410
Transfer from Reserves	-	-
Closing Balance	378,994	323,851

**TOWN OF COTTESLOE**  
**RESERVES - CASH BACKED INVESTMENTS**  
**FOR THE PERIOD ENDING 31 JULY 2014**

	2014-2015 ACTUAL \$	2014-2015 BUDGET \$
<b>7 Infrastructure Reserve</b>		
Purpose: To contribute towards future infrastructure construction/renewal.		
Opening Balance	379,668	349,114
Transfer to Reserves	13,409	12,219
Transfer from Reserves	(94,638)	-
Closing Balance	<u>298,439</u>	<u>361,333</u>
<b>8 Unspent Grants/Funds Reserve</b>		
Purpose: To account for unspent grants/funds at year end		
Opening Balance	1,193	-
Transfer to Reserves	18	-
Transfer from Reserves	(953)	-
Closing Balance	<u>258</u>	<u>-</u>
<b>9 Legal Reserve</b>		
Purpose: To provide funds to provide for legal expenses		
Opening Balance	63,213	65,211
Transfer to Reserves	2,268	2,282
Transfer from Reserves	-	-
Closing Balance	<u>65,481</u>	<u>67,493</u>
<b>10 Parking Facilities Reserve</b>		
Purpose: To provide funds to provide for parking facilities		
Opening Balance	232,778	151,132
Transfer to Reserves	4,875	5,290
Transfer from Reserves	(87,350)	-
Closing Balance	<u>150,303</u>	<u>156,422</u>
<b>11 Sustainability Reserve</b>		
Purpose: To fund new or enhance existing Sustainability initiatives within the Town of Cottesloe		
Opening Balance	-	19,782
Transfer to Reserves	20,382	8,192
Transfer from Reserves	-	(5,000)
	<u>20,382</u>	<u>22,974</u>
<b>11 Depot Funds Reserve</b>		
Purpose: To fund the improvement of infrastructure within the suburb of Cottesloe		
Opening Balance	-	-
Transfer to Reserves	-	8,310,000
Transfer from Reserves	-	-
	<u>-</u>	<u>8,310,000</u>
<b>Sub Total</b>	<u>1,099,504</u>	<u>9,450,740</u>

**TOWN OF COTTESLOE**  
**RESERVES - CASH BACKED INVESTMENTS**  
**FOR THE PERIOD ENDING 31 JULY 2014**

	2014-2015 ACTUAL \$	2014-2015 BUDGET \$
<b>12 Combined Library Reserve</b>		
Purpose: To fund improvements at the Library		
Opening Balance	49,447	-
Transfer to Reserves	-	-
Transfer from Reserves	-	-
	49,447	-
<b>TOTAL RESERVES</b>	<b>1,148,951</b>	<b>9,450,740</b>

# TOWN OF COTTESLOE

## INVESTMENTS

### SCHEDULE OF INVESTMENTS HELD AS AT 31 JULY 2014

BANK	RATE %	TERM	MATURITY DATE	MUNICIPAL INVESTMENTS	RESERVE FUND	COMMENTS
				\$	\$	
NATIONAL AUSTRALIA BANK	3.50%	90 DAYS	30-Sep-14	5,448.93		COTTESLOE PRIMARY SCHOOL
NATIONAL AUSTRALIA BANK	3.50%	90 DAYS	30-Sep-14	5,392.25		NORTH COTT PRIMARY SCHOOL
WESTPAC	3.46%	91 DAYS	29-Sep-14	464,165.67		TERM INVESTMENT
BANKWEST	3.40%	61 DAYS	18-Aug-14	770,161.64		TERM INVESTMENT
WESTPAC	3.46%	91 DAYS	29-Sep-14		77,378.28	RESERVE FUND INVESTMENTS
BANKWEST	3.50%	90 DAYS	17-Sep-14		155,221.12	RESERVE FUND INVESTMENTS
COMMONWEALTH BANK OF AUSTRALIA	3.41%	90 DAYS	30-Sep-14		500,727.05	RESERVE FUND INVESTMENTS
NATIONAL AUSTRALIA BANK	3.53%	90 DAYS	11-Aug-14		366,177.84	RESERVE FUND INVESTMENTS
					<u>\$1,245,168.49</u>	
					<u>\$1,099,504.29</u>	

BANK	\$	%
NATIONAL	\$377,019.02	16.08
WESTPAC	\$541,543.95	23.10
BANKWEST	\$925,382.76	39.47
COMMONWEALTH	\$500,727.05	21.36
<b>TOTAL</b>	<b>\$2,344,672.78</b>	<b>100.00</b>

# TOWN OF COTTESLOE

## LOANS

SCHEDULE OF LOANS HELD AS AT 31 JULY 2014

BANK	REF NO.	RATE %	PERIOD	MATURITY DATE	BALANCE OWING	LAST INSTALMENT DATE	NEXT INSTALMENT DATE	CURRENT LIABILITY	NON-CURRENT LIABILITY	COMMENTS
WA TREASURY	104	5.85%	10 YEARS	20-Oct-14	\$12,916.94	21-Apr-14	21-Oct-14	\$12,916.94	\$0.00	COTTESLOE TENNIS CLUB
WA TREASURY	105	6.22%	15 YEARS	6-Oct-23	\$278,939.89	7-Apr-14	6-Oct-14	\$22,319.70	\$256,620.19	SEA VIEW GOLF CLUB
WA TREASURY	106	5.25%	10 YEARS	3-Apr-19	\$903,069.45	3-Apr-14	3-Oct-14	\$162,395.08	\$740,674.37	CAPITAL PROJECT - CIVIC CENTRE
WA TREASURY	107	6.51%	20 YEARS	16-Sep-29	\$4,318,203.96	17-Mar-14	16-Sep-14	\$168,126.81	\$4,150,077.15	CAPITAL PROJECT - JOINT LIBRARY
					<u>\$5,513,130.24</u>			<u>\$365,758.53</u>	<u>\$5,147,371.71</u>	
LOANS TO OTHER ENTITIES								\$35,236.64	\$256,620.19	
LOANS FOR TOC								\$330,521.89	\$4,890,751.52	
					<u>\$5,513,130.24</u>			<u>\$365,758.53</u>	<u>\$5,147,371.71</u>	

## TOWN OF COTTESLOE

### SUNDRY DEBTORS REPORT AS AT 31 JULY 2014

<u>Debtor</u> <u>Number</u>	<u>Nature Of Debt</u>	<u>3+ Months</u>	<u>2+ Months</u>	<u>1+ Month</u>	<u>Current</u>	<u>Balance</u>	<u>Status</u>
311	Waste collection charges	\$3,943.50	\$0.00	\$2,949.70	\$0.00	\$6,893.20	Statements sent
403	Venue hire	\$3,092.10	\$0.00	\$15,225.00	\$0.00	\$18,317.10	Statements sent
13	Waste collection charges	\$2,370.45	\$0.00	\$0.00	\$0.00	\$2,370.45	Statements sent
49	Waste collection charges	\$1,704.30	\$0.00	\$568.10	\$0.00	\$2,272.40	Statements sent
26	Waste collection charges	\$1,462.50	\$0.00	\$487.50	\$0.00	\$1,950.00	Statements sent
12	Waste collection charges	\$1,407.38	\$0.00	\$1,407.38	\$0.00	\$2,814.76	Statements sent
498	Reinstatement works	\$1,311.20	\$0.00	\$0.00	\$0.00	\$1,311.20	Statements sent
293	Venue hire	\$950.00	\$0.00	\$0.00	\$0.00	\$950.00	Statements sent
491	Waste collection charges	\$780.00	\$0.00	\$405.60	\$0.00	\$1,185.60	Statements sent
479	Waste collection charges	\$684.72	\$0.00	\$689.91	\$0.00	\$1,374.63	Statements sent
106	Waste collection charges	\$592.50	\$0.00	\$81.25	\$880.00	\$1,553.75	Statements sent
128	Waste collection charges	\$584.94	\$0.00	\$784.94	\$450.00	\$1,819.88	Statements sent
3	Waste collection charges	\$512.76	\$0.00	\$0.00	\$0.00	\$512.76	Statements sent
11	Waste collection charges	\$311.22	\$0.00	\$311.22	\$0.00	\$622.44	Statements sent
454	Purchase of old waste bins	\$159.78	\$0.00	\$0.00	\$0.00	\$159.78	Statements sent
123	Waste collection charges	\$114.99	\$0.00	\$114.99	\$0.00	\$229.98	Statements sent
261	Waste collection charges	\$81.25	\$0.00	\$81.25	\$0.00	\$162.50	Statements sent
366	Health fees	\$6.40	\$0.00	\$0.00	\$4,591.20	\$4,597.60	Statements sent
155	Small amount	\$0.20	\$0.00	\$0.00	\$0.00	\$0.20	Statements sent
15	Waste collection charges	\$0.00	\$0.00	\$1,825.98	\$0.00	\$1,825.98	Current
440	Waste collection charges	\$0.00	\$0.00	\$1,149.85	\$0.00	\$1,149.85	Current
245	Waste collection charges	\$0.00	\$0.00	\$987.35	\$0.00	\$987.35	Current
33	Waste collection charges	\$0.00	\$0.00	\$933.66	\$0.00	\$933.66	Current
113	Waste collection charges	\$0.00	\$0.00	\$811.20	\$0.00	\$811.20	Current
95	Waste collection charges	\$0.00	\$0.00	\$717.47	\$0.00	\$717.47	Current
448	Waste collection charges	\$0.00	\$0.00	\$297.44	\$2,842.50	\$3,139.94	Current
154	Waste collection charges	\$0.00	\$0.00	\$263.71	\$0.00	\$263.71	Current



# TOWN OF COTTESLOE

## SUNDRY DEBTORS REPORT AS AT 31 JULY 2014

<u>Debtor</u>	<u>Number</u>	<u>Nature Of Debt</u>	<u>3+ Months</u>	<u>2+ Months</u>	<u>1+ Month</u>	<u>Current</u>	<u>Balance</u>	<u>Status</u>
	81	Waste collection charges	\$0.00	\$0.00	\$243.75	\$1,117.00	\$1,360.75	Current
	29	Waste collection charges	\$0.00	\$0.00	\$243.75	\$0.00	\$243.75	Current
	352	Waste collection charges	\$0.00	\$0.00	\$229.97	\$0.00	\$229.97	Current
	114	Waste collection charges	\$0.00	\$0.00	\$162.50	\$0.00	\$162.50	Current
	121	Waste collection charges	\$0.00	\$0.00	\$162.50	\$0.00	\$162.50	Current
	164	Waste collection charges	\$0.00	\$0.00	\$148.72	\$0.00	\$148.72	Current
	299	Waste collection charges	\$0.00	\$0.00	\$148.72	\$0.00	\$148.72	Current
	507	Waste collection charges	\$0.00	\$0.00	\$148.72	\$0.00	\$148.72	Current
	74	Waste collection charges	\$0.00	\$0.00	\$114.99	\$0.00	\$114.99	Current
	481	Waste collection charges	\$0.00	\$0.00	\$114.99	\$0.00	\$114.99	Current
	30	Waste collection charges	\$0.00	\$0.00	\$81.25	\$0.00	\$81.25	Current
	92	Waste collection charges	\$0.00	\$0.00	\$81.25	\$0.00	\$81.25	Current
	94	Waste collection charges	\$0.00	\$0.00	\$81.25	\$0.00	\$81.25	Current
	119	Waste collection charges	\$0.00	\$0.00	\$81.25	\$0.00	\$81.25	Current
	163	Waste collection charges	\$0.00	\$0.00	\$81.25	\$0.00	\$81.25	Current
	347	Waste collection charges	\$0.00	\$0.00	\$81.25	\$0.00	\$81.25	Current
	351	Waste collection charges	\$0.00	\$0.00	\$81.25	\$0.00	\$81.25	Current
	407	Waste collection charges	\$0.00	\$0.00	\$81.25	\$0.00	\$81.25	Current
	410	Waste collection charges	\$0.00	\$0.00	\$81.25	\$0.00	\$81.25	Current
	429	Waste collection charges	\$0.00	\$0.00	\$81.25	\$0.00	\$81.25	Current
	151	Senior rebates	\$0.00	\$0.00	\$44.95	\$0.00	\$44.95	Current
	152	Senior rebates	\$0.00	\$0.00	\$12.32	\$0.00	\$12.32	Current
	358	Health fees	\$0.00	\$0.00	\$0.00	\$6,250.00	\$6,250.00	Current
	364	Health fees	\$0.00	\$0.00	\$0.00	\$4,800.00	\$4,800.00	Current
	368	Health fees	\$0.00	\$0.00	\$0.00	\$3,930.00	\$3,930.00	Current
	370	Health fees	\$0.00	\$0.00	\$0.00	\$3,785.00	\$3,785.00	Current
	357	Health fees	\$0.00	\$0.00	\$0.00	\$3,357.50	\$3,357.50	Current
	374	Health fees	\$0.00	\$0.00	\$0.00	\$3,350.00	\$3,350.00	Current

## TOWN OF COTTESLOE

### SUNDRY DEBTORS REPORT AS AT 31 JULY 2014

<u>Debtor</u> <u>Number</u>	<u>Nature Of Debt</u>	<u>3+ Months</u>	<u>2+ Months</u>	<u>1+ Month</u>	<u>Current</u>	<u>Balance</u>	<u>Status</u>
433	Health fees	\$0.00	\$0.00	\$0.00	\$3,350.00	\$3,350.00	Current
442	Health fees	\$0.00	\$0.00	\$0.00	\$3,350.00	\$3,350.00	Current
125	Reimbursements	\$0.00	\$0.00	\$0.00	\$3,297.39	\$3,297.39	Current
360	Health fees	\$0.00	\$0.00	\$0.00	\$3,060.00	\$3,060.00	Current
501	Health fees	\$0.00	\$0.00	\$0.00	\$2,828.00	\$2,828.00	Current
369	Health fees	\$0.00	\$0.00	\$0.00	\$2,697.50	\$2,697.50	Current
214	Health fees	\$0.00	\$0.00	\$0.00	\$2,443.75	\$2,443.75	Current
365	Health fees	\$0.00	\$0.00	\$0.00	\$1,682.50	\$1,682.50	Current
359	Health fees	\$0.00	\$0.00	\$0.00	\$1,421.50	\$1,421.50	Current
452	Health fees	\$0.00	\$0.00	\$0.00	\$1,291.00	\$1,291.00	Current
451	Health fees	\$0.00	\$0.00	\$0.00	\$1,175.00	\$1,175.00	Current
65	Health fees	\$0.00	\$0.00	\$0.00	\$900.00	\$900.00	Current
405	Health fees	\$0.00	\$0.00	\$0.00	\$880.00	\$880.00	Current
400	Health fees	\$0.00	\$0.00	\$0.00	\$675.00	\$675.00	Current
34	Health fees	\$0.00	\$0.00	\$0.00	\$515.00	\$515.00	Current
393	Health fees	\$0.00	\$0.00	\$0.00	\$515.00	\$515.00	Current
399	Health fees	\$0.00	\$0.00	\$0.00	\$515.00	\$515.00	Current
432	Health fees	\$0.00	\$0.00	\$0.00	\$515.00	\$515.00	Current
44	Health fees	\$0.00	\$0.00	\$0.00	\$450.00	\$450.00	Current
64	Health fees	\$0.00	\$0.00	\$0.00	\$450.00	\$450.00	Current
115	Health fees	\$0.00	\$0.00	\$0.00	\$450.00	\$450.00	Current
191	Health fees	\$0.00	\$0.00	\$0.00	\$450.00	\$450.00	Current
247	Health fees	\$0.00	\$0.00	\$0.00	\$450.00	\$450.00	Current
376	Health fees	\$0.00	\$0.00	\$0.00	\$450.00	\$450.00	Current
385	Health fees	\$0.00	\$0.00	\$0.00	\$450.00	\$450.00	Current
389	Health fees	\$0.00	\$0.00	\$0.00	\$450.00	\$450.00	Current
390	Health fees	\$0.00	\$0.00	\$0.00	\$450.00	\$450.00	Current
391	Health fees	\$0.00	\$0.00	\$0.00	\$450.00	\$450.00	Current

**TOWN OF COTTESLOE**

**SUNDRY DEBTORS REPORT AS AT 31 JULY 2014**

<u>Debtor Number</u>	<u>Nature Of Debt</u>	<u>3+ Months</u>	<u>2+ Months</u>	<u>1+ Month</u>	<u>Current</u>	<u>Balance</u>	<u>Status</u>
394	Health fees	\$0.00	\$0.00	\$0.00	\$450.00	\$450.00	Current
395	Health fees	\$0.00	\$0.00	\$0.00	\$450.00	\$450.00	Current
396	Health fees	\$0.00	\$0.00	\$0.00	\$450.00	\$450.00	Current
397	Health fees	\$0.00	\$0.00	\$0.00	\$450.00	\$450.00	Current
398	Health fees	\$0.00	\$0.00	\$0.00	\$450.00	\$450.00	Current
438	Health fees	\$0.00	\$0.00	\$0.00	\$450.00	\$450.00	Current
485	Health fees	\$0.00	\$0.00	\$0.00	\$450.00	\$450.00	Current
516	Health fees	\$0.00	\$0.00	\$0.00	\$450.00	\$450.00	Current
377	Health fees	\$0.00	\$0.00	\$0.00	\$400.00	\$400.00	Current
379	Health fees	\$0.00	\$0.00	\$0.00	\$225.00	\$225.00	Current
506	Health fees	\$0.00	\$0.00	\$0.00	\$225.00	\$225.00	Current
6	Health fees	\$0.00	\$0.00	\$0.00	\$200.00	\$200.00	Current
514	Health fees	\$0.00	\$0.00	\$0.00	\$125.00	\$125.00	Current
515	Waste services	\$0.00	\$0.00	\$0.00	\$76.00	\$76.00	Current
517	Reimbursements	\$0.00	\$0.00	\$0.00	\$6.50	\$6.50	Current
90	Overpayment	\$0.00	\$0.00	-\$81.25	\$0.00	-\$81.25	Overpayment
43	Overpayment	\$0.00	\$0.00	-\$364.91	\$225.00	-\$139.91	Overpayment
186	Overpayment	\$0.00	-\$0.01	\$0.00	\$0.00	-\$0.01	Overpayment
<b>TOTAL</b>		<b>\$20,070.19</b>	<b>-\$0.01</b>	<b>\$32,235.72</b>	<b>\$76,047.34</b>	<b>\$128,353.24</b>	

# Rates and Charges Analysis

For Financial Year 2015 Period 1 ,as at 1/08/2014



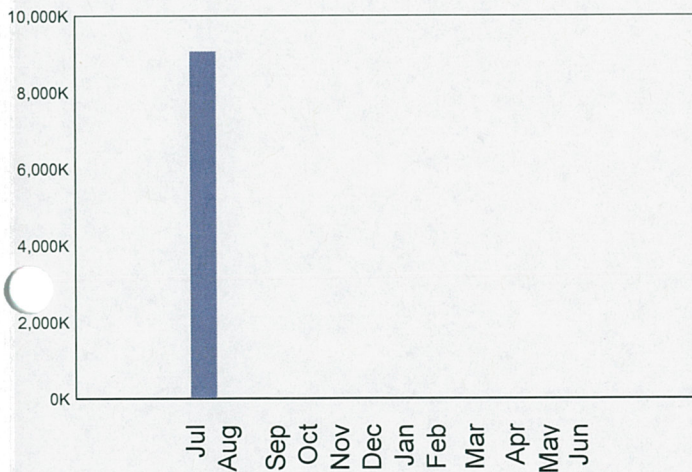
## Amounts Levied and Outstanding

<u>Rate or Charge Type</u>	<u>Amount Levied This Year</u>	<u>Total Balance Outstanding</u>
GRV General Rate	8,842,904.08	7,847,203.89
Additional Bin	82,010.00	76,976.99
Credit Balances	0.00	-12,015.50
Swimming Pool	8,112.50	7,559.39
ESL Category 1	1,316,874.91	1,156,830.82
ESL Category 5	64.00	68.05
Instalment Fees	2,362.20	2,460.93
Instalment PreInterest	3,562.31	3,710.42
	<b>10,255,890.00</b>	<b>9,082,794.99</b>

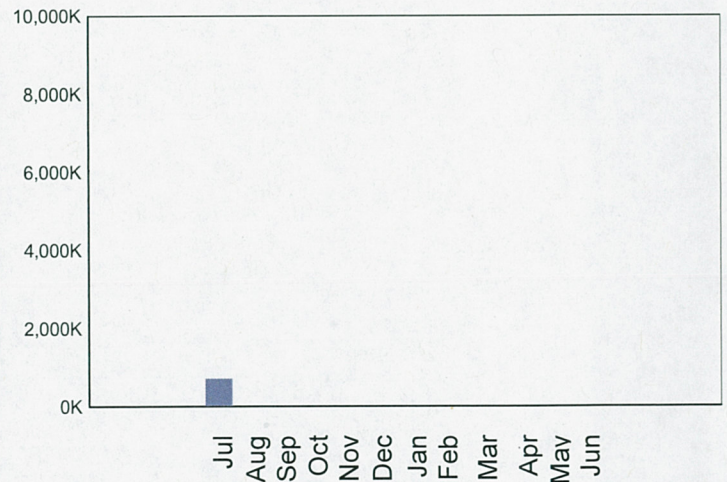
## Analysis of Outstanding Balance

<u>Balance At 1 July</u>	<u>Levied YTD</u>	<u>Rebated</u>	<u>Received</u>	<u>Other Trans</u>	<u>Balance</u>
260,702.06	10,255,890.00	-580,550.39	-853,908.52	661.84	<b>9,082,794.99</b>
<u>Current</u>	<u>Arrears</u>	<u>Interest</u>	<u>Legal</u>	<u>Deferred</u>	<u>Balance</u>
8,784,204.25	81,317.36	14,895.01	7,379.65	194,998.72	<b>9,082,794.99</b>

**Total Balance Outstanding By Month**



**YTD Collections By Month**



## Analysis of Assessments

Number of assessments	3,815
Number of assessments paid in full	356
Number of assessments with a balance outstanding	3,425
Number of assessments with arrears	506
Number of assessments on instalments	149
Number of assessments with pensioners or seniors	926
Number of assessments with deferred rates	30
Number of assessments with no payment yet	3,257

TOWN OF COTTESLOE

CAPITAL WORKS PROGRAMME  
FOR THE PERIOD ENDED 1 JULY 2014 TO 31 JULY 2014

	2013-2014 YTD ACTUAL \$	2013-2014 YTD BUDGET \$	2013-2014 BUDGET \$	Variations Budget to YTD Actual \$	Variations Budget to YTD Actual %
<b>LAND DEVELOPMENT</b>					
3.4120.3 Old Depot Site	(72,011)	0	0	(72,011)	100%
<b>DRAINAGE CONSTRUCTION</b>					
10.9000.2 Cottesloe various	7,800	1,679	20,150	6,121	78%
<b>FOOTPATH CONSTRUCTION</b>					
15.1016.2 Barsden Street	(2,500)	0		(2,500)	100%
15.1116.2 Lyons Street	0	0	42,350	0	
15.1030.2 Broome Street	214	0	22,550	214	100%
15.1126.2 Marine Parade	0	0	33,050	0	
15.1128.2 Marmion Street	0	0	7,250	0	
15.1062.2 Barsden Street	0	0	2,250	0	
15.1058.2 Elizabeth Street	0	0	12,250	0	
15.1204.2 Windsor Street	0	0	7,750	0	
15.1166.2 Salisbury Street	0	0	17,250	0	
15.9000.5 DSAC Capital Works	0	0	30,200	0	
15.9000.2 Bike Plan Works	0	0	50,350	0	
<b>IRRIGATION CONSTRUCTION</b>					
20.9000.2 Cottesloe, various	15	2,156	30,800	(2,141)	(14273%)



TOWN OF COTTESLOE

CAPITAL WORKS PROGRAMME  
FOR THE PERIOD ENDED 1 JULY 2014 TO 31 JULY 2014

	2013-2014 YTD ACTUAL \$	2013-2014 YTD BUDGET \$	2013-2014 BUDGET \$	Variations Budget to YTD Actual \$	Variations Budget to YTD Actual %
41.9000.2	1,005	0	0	1,005	100%
<b>BLACKSPOT CONTRUCTION</b> Speed and Safety					
43.6080.2	(16,000)	0	0	(16,000)	100%
43.9000.2.57	0	0	70,000	0	
<b>MISCELLANEOUS INFRASTRUCTURE</b> Viewing Tower Sculpture					
<b>STREETSCAPE INFRASTRUCTURE</b> NEW Station Street NEW Foreshore NEW Town Centre Streetscape Improvements NEW Greening Cottlesloe Project	0 0 0 0	1,667 2,502 30,023 4,170	20,000 30,000 360,000 50,000	(1,667) (2,502) (30,023) (4,170)	

TOWN OF COTTESLOE

CAPITAL WORKS PROGRAMME  
FOR THE PERIOD ENDED 1 JULY 2014 TO 31 JULY 2014

	2013-2014 YTD ACTUAL	2013-2014 YTD BUDGET	2013-2014 BUDGET	Variations Budget to YTD Actual	Variations Budget to YTD Actual
	\$	\$	\$	\$	%
<b>PLANT &amp; VEHICLES</b>					
47.9000.2.57 Passenger Vehicle - EHO	0	0	36,000	0	
47.9000.2.57 Passenger Vehicle - BS	0	0	36,000	0	
47.9000.2.57 Passenger Vehicle - FM	0	0	36,000	0	
47.9000.2.57 Passenger Vehicle - Ranger	0	0	35,000	0	
47.9000.2.57 Isuzu Tip Truck	0	0	60,000	0	
47.9000.2.57 Tennant Litter Vacuum	0	0	90,000	0	
47.9000.2.57 Club Car Caryall	0	0	25,000	0	
47.9000.2.57 Mower Tilt Trailer	0	0	8,500	0	
47.9000.2.57 Honda Mowers (2)	0	0	2,400	0	
47.9000.2.57 Stihl Hedge Trimmers (2)	0	1,600	1,600	(1,600)	
47.9000.2.57 Stihl Chain Saws (3)	0	3,200	3,200	(3,200)	
47.9000.2.57 Stihl Brushcutters (3)	0	3,600	3,600	(3,600)	
47.9000.2.57 Stihl Pole Pruners (2)	0	2,400	2,400	(2,400)	
<b>IT, OFFICE EQUIPMENT &amp; FURNITURE</b>					
49.9000.2.57 Desktop Device Replacement	0	318	3,818	(318)	
49.9000.2.57 Mobile Device Replacement	0	236	2,836	(236)	
49.9000.2.57 Server Upgrades	0	2,500	30,000	(2,500)	
<b>TOTAL</b>	<b>(89,949)</b>	<b>83,313</b>	<b>1,882,704</b>	<b>(173,262)</b>	<b>193%</b>