


TOWN OF COTTESLOE



FINANCIAL STATEMENTS

FOR THE PERIOD 1 JULY 2013 TO 30 SEPTEMBER 2013

PRESENTED TO THE WORKS AND CORPORATE SERVICES
COMMITTEE ON 29 OCTOBER 2013

TOWN OF COTTESLOE

FINANCIAL STATEMENTS

FOR THE PERIOD 1 JULY 2013 TO 30 SEPTEMBER 2013

TABLE OF CONTENTS

Statement of Financial Activity	1
Operating Statement By Program	2
Operating Statement By Nature & Type	3
Balance Sheet	4 - 5
Surplus/(Deficit Position)	6
Variance Analysis	7 - 10
Other Information	
- List of Payments	11 - 17
- Reserves	18 - 20
- Investments	21
- Loans	22
- Sundry Debtors	23 - 24
- Rates Analysis	25
- Capital Works Programme	26 - 29
- Budget Amendments	30
- Graphs	31 - 36

TOWN OF COTTESLOE
STATEMENT OF FINANCIAL ACTIVITY

FOR THE PERIOD ENDED 1 JULY 2013 TO 30 SEPTEMBER 2013

	2013-2014 YTD Actual \$	2013-2014 YTD Budget \$	2013-2014 Budget \$	Variances YTD Actual to YTD Budget \$	Variances YTD Actual to YTD Budget %
Operating Revenue					
General Purpose Funding	131,317	116,683	394,939	14,634	13%
Governance	45,661	4,688	53,750	40,973	874%
Law, Order and Public Safety	2,666	3,274	15,100	(608)	(19%)
Health	63,496	70,836	78,710	(7,340)	(10%)
Education and Welfare	76,129	7,626	30,500	68,503	898%
Community Amenities	234,507	172,465	469,005	62,042	36%
Recreation and Culture	41,797	127,940	352,842	(86,143)	(67%)
Transport	272,545	212,976	1,149,900	59,569	28%
Economic Services	63,655	30,676	122,700	32,979	108%
Other Property and Services	5,659	5,375	21,500	284	5%
Total Operating Revenue	937,432	752,539	2,688,946	184,893	25%
Operating Expenditure					
General Purpose Funding	(65,827)	(68,369)	(243,477)	2,542	4%
Governance	(191,586)	(294,492)	(680,642)	102,906	35%
Law, Order and Public Safety	(61,089)	(65,040)	(276,161)	3,951	6%
Health	(49,851)	(61,443)	(245,751)	11,592	19%
Education and Welfare	(55,174)	(69,441)	(227,957)	14,267	21%
Community Amenities	(662,045)	(712,548)	(3,105,326)	50,503	7%
Recreation and Culture	(559,734)	(826,315)	(3,406,001)	266,581	32%
Transport	(442,869)	(700,898)	(2,878,042)	258,029	37%
Economic Services	(54,946)	(74,964)	(392,524)	20,018	27%
Other Property and Services	(4,008)	(18,915)	(16,068)	14,907	79%
Total Operating Expenditure	(2,147,129)	(2,892,425)	(11,471,949)	745,296	26%
Adjustments for Non Cash					
(Profit)/Loss on Asset Disposal	0	0	0	0	
Movement in Deferred Pensioners	21,482	0	0	21,482	
Movement in Employee Benefit Provisions	3,069	0	0	3,069	
Depreciation	0	520,192	2,080,737	(520,192)	(100%)
Total Adjustments for Non Cash	24,551	520,192	2,080,737	(495,641)	(95%)
Capital Expense and Revenue					
Additions - Furniture & Equipment	(34,895)	(36,504)	(146,014)	1,609	4%
Additions - Land & Buildings	(48,284)	(55,000)	(331,500)	6,716	12%
Additions - Plant & Equipment	(173,977)	(285,500)	(357,500)	111,523	39%
Additions - Roads	(29,448)	(44,300)	(641,800)	14,852	34%
Additions - Car Parks	(8,758)	0	(204,000)	(8,758)	
Additions - Footpaths	(293,215)	(263,755)	(514,155)	(29,460)	(11%)
Additions - Drainage	0	(2,500)	(10,000)	2,500	100%
Additions - Parks & Reserves	(975)	(33,751)	(45,000)	32,776	97%
Additions - Miscellaneous	(45,395)	0	(202,000)	(45,395)	
Additions - Street Furniture	(96,200)	0	0	(96,200)	
Additions - Right of Ways	0	0	(81,200)	0	
Additions - Irrigation	(222)	(5,000)	(20,000)	4,778	96%
Proceeds from Disposal of Assets	96,957	108,000	179,750	(11,043)	10%
Proceeds from New Loans	0	0	0	0	
Principal Repayments/Disbursements	(77,584)	(153,682)	(357,642)	76,098	50%
Self Supporting Principal Repayments	0	0	45,755	0	
Transfer from Reserves	0	369,323	379,323	(369,323)	100%
Transfer to Reserves	(8,606)	(29,586)	(58,782)	20,980	71%
Total Capital Expense and Revenue	(720,602)	(432,255)	(2,364,765)	(288,347)	(67%)
Opening Surplus / (Deficit)	1,005,515	643,339	643,339	362,176	56%
Closing Surplus / (Deficit)	7,523,338	7,015,082	0	508,256	7%
AMOUNT REQUIRED FROM RATES	(8,423,571)	(8,423,692)	(8,423,692)	121	0%

TOWN OF COTTESLOE

OPERATING STATEMENT BY PROGRAM

FOR THE PERIOD ENDED 1 JULY 2013 TO 30 SEPTEMBER 2013

	2013-2014 Actual \$	2013-2014 YTD Budget \$	2013-2014 Budget \$	Variances Budget to YTD Actual \$	Variances Budget to YTD Actual %
Revenue from Ordinary Activities					
General Purpose Funding	8,554,888	8,540,377	8,818,633	14,511	0%
Governance	45,661	4,688	53,750	40,973	874%
Law, Order and Public Safety	2,666	3,274	15,100	(608)	(19%)
Health	63,496	70,836	78,710	(7,340)	(10%)
Education and Welfare	7,741	7,626	30,500	115	2,975%
Community Amenities	234,507	172,465	469,005	62,042	(36%)
Recreation and Culture	110,185	127,940	352,842	(17,755)	24%
Transport	158,545	98,976	550,900	59,569	(36%)
Economic Services	63,655	30,676	122,700	32,979	(82%)
Other Property and Services	5,659	5,375	21,500	284	5%
Total Operating Revenue	9,247,003	9,062,233	10,513,640	184,770	2%
Expenses from Ordinary Activities					
General Purpose Funding	(65,827)	(68,369)	(243,477)	2,542	4%
Governance	(191,586)	(294,243)	(679,642)	102,657	35%
Law, Order and Public Safety	(61,089)	(65,040)	(276,161)	3,951	6%
Health	(49,851)	(61,443)	(245,751)	11,592	19%
Education and Welfare	(55,174)	(69,441)	(227,957)	14,267	21%
Community Amenities	(662,045)	(712,548)	(3,105,326)	50,503	7%
Recreation and Culture	(468,075)	(734,868)	(3,040,209)	266,793	36%
Transport	(442,869)	(700,898)	(2,878,044)	258,029	37%
Economic Services	(54,946)	(74,964)	(392,524)	20,018	27%
Other Property and Services	(4,008)	(18,915)	(16,068)	14,907	79%
Total Operating Expenditure	(2,055,470)	(2,800,729)	(11,105,159)	745,259	27%
Borrowing Costs					
Governance	0	(249)	(1,000)	249	100%
Recreation and Culture	(91,659)	(91,447)	(365,792)	(212)	(0%)
Total Borrowing Costs	(91,659)	(91,696)	(366,792)	37	0%
Grants/Contributions for Asset Development					
Transport	114,000	114,000	599,000	0	0%
Total Grants/Contributions for Asset Development	114,000	114,000	599,000	0	0%
Profit/ (Loss) on Asset Disposal					
Governance	0	0	0	0	
Community Amenities	0	0	0	0	
Recreation and Culture	0	0	0	0	
Transport	0	0	0	0	
Other Property and Services	0	0	0	0	
Total Profit/ (Loss) on Asset Disposal	0	0	0	0	
NET PROFIT OR LOSS	7,213,874	6,283,808	(359,311)	930,066	(15%)

TOWN OF COTTESLOE

OPERATING STATEMENT BY NATURE & TYPE

FOR THE PERIOD ENDED 1 JULY 2013 TO 30 SEPTEMBER 2013

	2013-2014 YTD Actual \$	2013-2014 YTD Budget \$	2013-2014 Adopted Budget \$	Variances Budget to Actual YTD \$	Variances Budget to Actual YTD %
Operating Revenue					
Rates	8,423,571	8,423,694	8,423,694	(123)	(0%)
Grants - Operating	51,151	50,823	158,289	328	1%
Fees & Charges	604,812	470,424	1,432,180	134,388	29%
Interest Earnt	70,790	60,823	219,500	9,967	16%
Other Revenue	96,678	56,469	279,977	40,209	71%
Total Operating Revenue	9,247,002	9,062,233	10,513,640	184,769	2%
Operating Expenditure					
Employee Costs	(779,466)	(862,050)	(3,649,000)	82,584	10%
Contractors and Materials	(1,041,818)	(936,615)	(4,000,000)	(105,203)	(11%)
Depreciation	0	(520,192)	(2,080,737)	520,192	100%
Insurance	(112,009)	(172,308)	(150,000)	60,299	35%
Interest Expense	(91,659)	(91,696)	(366,792)	37	0%
Utility Costs	(45,880)	(78,755)	(335,000)	32,875	42%
Other Expenses	(76,296)	(230,809)	(890,422)	154,513	67%
Total Operating Expenditure	(2,147,128)	(2,892,425)	(11,471,951)	745,297	26%
Grants/Contributions - Non Operating	114,000	114,000	599,000	0	0%
Profit on Asset Disposals	0	0	0	0	
Loss on Asset Disposals	0	0	0	0	
NET PROFIT OR LOSS	7,213,874	6,283,808	(359,311)	930,066	15%

TOWN OF COTTESLOE

STATEMENT OF FINANCIAL POSITION

FOR THE PERIOD 1 JULY 2013 TO 30 SEPTEMBER 2013

	2013-2014 YTD Actual	2012-2013 YTD Actual	2012-2013 Actual
CURRENT ASSETS			
Receivables			
Rates	3,466,089	3,477,200	56,450
Sundry Debtors	196,928	125,079	173,128
Accrued Income	77,350	85,041	19,329
Self Supporting Loans	45,755	43,143	45,755
Other	0	0	294
GST	0	0	53,780
Inventories			
Stock - Books	98,745	46,125	98,745
Cash Assets			
Municipal Account	97,363	34,278	58,584
Till Floats	700	700	371
Investment Account	888,341	133,193	24,588
Term Investments	4,381,505	4,657,956	1,503,782
Restricted - Reserves	1,325,773	876,605	1,370,268
Restricted - Unspent Grants	0	0	3,006
Restricted - Trust	599,395	572,710	599,426
TOTAL CURRENT ASSETS	11,177,944	10,052,030	4,007,506
CURRENT LIABILITIES			
Payables	969,645	952,584	220,589
Payable Trust	644,402	596,970	604,125
Accrued Expenses	631,620	286,271	704,064
Interest Bearing Liabilities	280,058	264,687	357,642
Provisions	588,011	446,263	584,942
TOTAL CURRENT LIABILITIES	3,113,736	2,546,775	2,471,362
NON CURRENT ASSETS			
Receivables			
Deferred Rates & ESL	177,114	205,420	198,596
Self Supporting Loans	291,857	337,611	291,857
Property Plant and Equipment			
Furniture and Equipment	419,277	394,040	384,382
Land and Buildings	12,089,083	12,080,272	12,040,800
Plant and Equipment	831,905	699,834	754,885
Equity Investments	1,055,450	1,213,798	1,055,450
Infrastructure			
Roads	6,831,023	7,094,623	6,801,575
Car Parks	528,231	0	519,473
Footpaths	1,996,845	1,796,214	1,703,630
Drainage	3,447,027	3,548,020	3,447,027
Parks and Reserves	167,854	190,751	166,879
Miscellaneous	750,949	762,436	705,554
Street Furniture	310,556	234,287	214,356
Right of Ways	198,170	154,734	198,170
Irrigation	285,949	354,228	285,727
TOTAL NON CURRENT ASSETS	29,381,290	29,066,268	28,768,361

TOWN OF COTTESLOE

STATEMENT OF FINANCIAL POSITION

FOR THE PERIOD 1 JULY 2013 TO 30 SEPTEMBER 2013

	2013-2014 YTD Actual	2012-2013 YTD Actual	2012-2013 Actual
NON CURRENT LIABILITIES			
Interest Bearing Liabilities	5,513,130	5,870,772	5,513,130
Provisions	64,648	53,320	64,648
TOTAL NON CURRENT LIABILITIES	5,577,778	5,924,092	5,577,778
 NET ASSETS	 <u>31,867,720</u>	 <u>30,647,431</u>	 <u>24,726,727</u>
EQUITY			
Reserves - Cash Backed	1,305,994	876,605	1,370,267
Reserves - Asset Revaluation	239,554	98,818	239,554
Retained Surplus	30,322,172	29,672,008	23,116,906
TOTAL EQUITY	<u>31,867,720</u>	<u>30,647,431</u>	<u>24,726,727</u>
 RESERVES - CASH BACKED			
Opening Balance	938,931	736,655	1,061,259
Transfer to Reserves	972,974	536,745	895,140
Transfer from Reserves	(586,132)	(396,795)	(586,132)
TOTAL RESERVES - CASH BACKED	1,325,773	876,605	1,370,267
 RESERVES - ASSET REVALUATION			
Opening Balance	239,554	98,818	239,554
TOTAL RESERVES - ASSET REVALUATION	239,554	98,818	239,554
 RETAINED SURPLUS			
Opening Balance	23,475,361	23,254,444	23,028,659
Change in Net Assets from Operations	7,213,874	6,557,514	397,255
Transfer from Reserve	586,132	396,795	586,132
Transfer to Reserve	(972,974)	(536,745)	(895,140)
TOTAL RETAINED SURPLUS	30,302,393	29,672,008	23,116,906
 TOTAL EQUITY	 <u>31,867,720</u>	 <u>30,647,431</u>	 <u>24,726,727</u>

TOWN OF COTTESLOE

SURPLUS/(DEFICIT) ANALYSIS

FOR THE PERIOD 1 JULY 2013 TO 30 SEPTEMBER 2013

	YTD Actual	2013
	\$	\$
Surplus/(Deficit)	<u><u>7,523,338</u></u>	<u><u>1,005,515</u></u>
<u>Comprises:</u>		
Cash - Unrestricted	5,367,909	1,587,324
Cash - Restricted	1,325,773	1,370,267
Unspent Grant Transfer	0	3,006
Rates - Current	3,466,089	56,450
Sundry Debtors	196,928	173,128
Accrued Income	77,350	19,329
GST Receivable	0	53,780
Other Tax Debtors	0	295
Inventories		
- History Books	41,554	41,554
Less:		
Reserves - Restricted Cash	(1,325,773)	(1,370,267)
Sundry Creditors	(1,014,652)	(152,770)
Accrued Expenses	(631,620)	(459,013)
Accrued Interest on Debentures	0	(104,205)
Accrued Salaries and Wages	0	(140,846)
Other Tax Liabilities	0	(72,519)
Current Employee Benefits Provision	(588,011)	(584,942)
Add back: Component of Leave Liability not required to be funded	588,011	584,942
Other	19,780	0
Surplus/(Deficit)	<u><u>7,523,338</u></u>	<u><u>1,005,515</u></u>

TOWN OF COTTESLOE

STATEMENT OF FINANCIAL ACTIVITY - VARIANCE ANALYSIS
FOR THE PERIOD ENDED 1 JULY 2013 TO 30 SEPTEMBER 2013

Note 2. VARIANCES (Report on material variances from the Statement of Financial Activity)
(Material variances are deemed to be greater than 15% or \$25,000)

OPERATING REVENUE

<u>Program/Nature & Type</u>	<u>YTD Actual</u> \$	<u>YTD Budget</u> \$	<u>Variance</u> \$	<u>Variance</u> %	<u>Impact of Variation</u>	<u>Main Factors</u>	<u>Manager</u>	<u>Officer</u>	<u>Main Factors Influencing Variance</u>
Governance	45,661	4,688	40,973	874%	Timing	41,036	FM	FM	Timing of reimbursements
Law, Order & Public Safety	2,666	3,274	(608)	(19%)	Timing Timing	(608)	FM	FM	Timing of reimbursements
Community Amenities	234,507	172,465	62,042	36%	Possibly extra revenue	34,142	MDS	MDS	Extra town planning fees Extra income from the sale of a renewable energy certificate
Transport	272,545	212,976	59,569	28%	Extra revenue	10,309	MDS	SO	Extra revenue from parking
<u>Economic Services</u>	<u>63,655</u>	<u>30,676</u>	<u>32,979</u>	<u>108%</u>	<u>Possibly extra revenue</u>	<u>21,366</u>	<u>FM</u>	<u>FM</u>	<u>Extra building application fees</u>

TOWN OF COTTESLOE

STATEMENT OF FINANCIAL ACTIVITY - VARIANCE ANALYSIS
FOR THE PERIOD ENDED 1 JULY 2013 TO 30 SEPTEMBER 2013

Note 2. VARIANCES (Report on material variances from the Statement of Financial Activity)
OPERATING EXPENDITURE

<u>Program/Nature & Type</u>	<u>YTD Actual</u> \$	<u>YTD Budget</u> \$	<u>Variance</u> \$	<u>Variance</u> %	<u>Impact of Variation</u>	<u>Main Factors</u> \$	<u>Manager</u>	<u>Officer</u>	<u>Main Factors Influencing Variance</u>
Governance	(191,586)	(294,492)	102,906	35%	Timing	67,696 35,576	FM FM	FM FM	Timing of insurance Timing of depreciation
Health	(49,851)	(61,443)	11,592	19%	Timing	3,756	PEHO	PEHO	Timing of health wages
Education & Welfare	(55,174)	(69,441)	14,267	21%	Timing	7,700	MES	MES	Timing of property maintenance
Community Amenities	(662,045)	(712,548)	50,503	7%	Timing	61,389 18,737	MDS MDS	PEHO MDS	Timing of waste contractors Timing of town planning wages
Recreation & Culture	(559,734)	(826,315)	266,581	32%	Timing	69,169	FM	FM	Timing of depreciation Coast Care employee not employed directly by perth Region NRM, corresponding change to revenue
Transport	(442,869)	(700,898)	258,029	37%	Timing	16,398 41,584 27,220	FM FM FM	FM FM FM	Contract change Timing Timing of beach contractors Timing of parks maintenance
Other Property & Services	(4,008)	(18,915)	14,907	79%	Timing	263,210 10,038	FM FM	FM FM	Timing of depreciation Allocation of public works overheads and plant costs

TOWN OF COTTESLOE

**STATEMENT OF FINANCIAL ACTIVITY - VARIANCE ANALYSIS
FOR THE PERIOD ENDED 1 JULY 2013 TO 30 SEPTEMBER 2013**

Note 2. VARIANCES (Report on material variances from the Statement of Financial Activity)

CAPITAL, NON CASH & RESERVE TRANSFERS

<u>Program/Nature & Type</u>	<u>YTD Actual</u> \$	<u>YTD Budget</u> \$	<u>Variance</u> \$	<u>Variance</u> %	<u>Impact of Variation</u>	<u>Main Factors</u> \$	<u>Manager</u>	<u>Officer</u>	<u>Main Factors Influencing Variance</u>
<u>Non Cash</u>									
Depreciation	-	520,192	(520,192)	(100%)	Non cash item	(520,192)	FM	FM	Timing of depreciation
<u>Capital Expenditure</u>									
- Plant & Equipment	(173,977)	(285,500)	111,523	39%	Timing	111,523	MES	FM	Timing of plant and vehicle purchases
- Infrastructure Roads	(29,448)	(44,300)	14,852	34%	Timing	14,852	MES	FM	Timing of road construction
- Infrastructure Footpaths	(293,215)	(263,755)	(29,460)	(11%)	Timing	(29,460)	MES	FM	Timing of footpath construction
- Infrastructure Drainage	0	(2,500)	2,500	100%	Timing	2,500	MES	FM	Timing of drainage construction
- Infrastructure Parks & Reserves	(975)	(33,751)	32,776	97%	Timing	32,776	MES	MES	Timing of parks construction
<u>CAPITAL, NON CASH & RESERVE TRANSFERS - Continued</u>									
<u>Program/Nature & Type</u>			<u>Variance</u> \$	<u>Variance</u> %			<u>Manager</u>	<u>Officer</u>	<u>Main Factors Influencing Variance</u>
- Infrastructure Miscellaneous	(45,295)	0	(45,295)		Extra expenditure	(45,295)	MES	FM	CCTV installed at Station Street
- Infrastructure Irrigation	(222)	(5,000)	4,778	96%	Timing	4,778	MES	FM	Timing of irrigation construction

TOWN OF COTTESLOE

LIST OF ACCOUNTS PAID DURING SEPTEMBER 2013 AND PRESENTED TO A MEETING OF THE WORKS & CORPORATE SERVICES COMMITTEE HELD ON 29 OCTOBER 2013

CERTIFICATE OF CHIEF EXECUTIVE OFFICER



<u>Date</u>	<u>Payment Reference</u>	<u>Payee</u>	<u>Description</u>	<u>Amount</u>
5/09/2013	00024315	Telstra Corporation Limited	Services/equipment charges 13 Aug - 13 Sep 13	\$ 1,357.32
5/09/2013	00024316	Westcoast Community Centre Inc	2013/2014 Council Donation	\$ 1,500.00
5/09/2013	00024317	Gerald A Woodend	***** C A N C E L L E D *****	\$ -
5/09/2013	00024318	G A Goodison	Bond refund 10 Alexandra Ave	\$ 1,000.00
5/09/2013	00024319	RK Brine Master Builder	Bond refund 297 Marmion St	\$ 1,000.00
11/09/2013	00024320	Colonial First State Rollover &	Superannuation	\$ 161.43
11/09/2013	00024321	ING DIRECT Superannuation Fund	Superannuation	\$ 153.87
11/09/2013	00024322	Kinetic Superannuation	Superannuation	\$ 235.67
11/09/2013	00024323	Sunsuper Superannuation Fund	Superannuation	\$ 319.56
11/09/2013	00024324	WA Local Govt Superannuation Plan	Superannuation	\$ 14,459.41
12/09/2013	00024325	Mr Craig P Shearing	Refund - Cancelled beach wedding	\$ 320.00
12/09/2013	00024326	Elizabeth White	Refund - Cancelled beach wedding	\$ 160.00
12/09/2013	00024327	D P & J A Yates	Overpayment Refund	\$ 1,803.29
12/09/2013	00024328	Atrium Homes	Bond refund 23 Wentworth St	\$ 1,000.00
12/09/2013	00024329	E A Carson	Bond refund 7 Griver St	\$ 1,000.00
12/09/2013	00024330	T P Hoskin	Bond refund 7 Griver St	\$ 1,000.00
12/09/2013	00024331	J Morrison	Key bond refund - Lesser Hall	\$ 40.00
12/09/2013	00024332	Australian Institute of Traffic Planning and Management Inc	Registration fee Joint AITPM Cycling Workshop - 5 Sep 13	\$ 50.00
12/09/2013	00024333	Fines Enforcement Registry	FER administration fees	\$ 5,504.00
12/09/2013	00024334	North Cottesloe Primary School P & C	2013/2014 Council Donation	\$ 5,000.00
12/09/2013	00024335	Synergy	Electricity supply various locations	\$ 13,320.05

<u>Date</u>	<u>Payment Reference</u>	<u>Payee</u>	<u>Description</u>	<u>Amount</u>
12/09/2013	00024336	Teistra Corporation Limited	Mobile and Ipad usage 28 Aug - 27 Sep 13	\$ 1,260.73
18/09/2013	00024337	Teistra Corporation Limited	Telephone charge for depot to 30 Sep 13	\$ 46.70
18/09/2013	00024338	Water Corporation	Water charge various locations 1 Sep - 31 Oct 13	\$ 3,148.84
18/09/2013	00024339	Zurich Australian Insurance Limited	Insurance excess - Claim No 26490	\$ 300.00
18/09/2013	00024340	P A Smith	Overpayment Refund	\$ 2,287.71
18/09/2013	00024341	Chieko Mizutani	10% refund - Lesser Hall bookings 18 Sep - 16 Dec	\$ 40.00
18/09/2013	00024342	J Dillon	Bond & key deposit refund Memorial Hall	\$ 240.00
19/09/2013	00024343	Synergy	Electricity charge various locations	\$ 725.30
19/09/2013	00024344	Town of Cottesloe	Petty cash reimbursement	\$ 323.00
19/09/2013	00024345	Water Corporation	Water charge various locations 1 Sep - 31 Oct 13	\$ 1,783.02
19/09/2013	00024346	Lynn Daniel	Refund for replacement bin	\$ 40.00
19/09/2013	00024347	Sophie Phillips	Refund for payment of replacement bin	\$ 40.00
24/09/2013	00024348	BCITF	BCITF August 2013	\$ 5,787.18
24/09/2013	00024349	Building Commission	BSL August 2013	\$ 6,716.44
24/09/2013	00024350	Synergy	Electricity charge various locations	\$ 53.85
24/09/2013	00024351	Water Corporation	Water charge various locations 1 Sep - 31 Oct 13	\$ 449.25
25/09/2013	00024352	Colonial First State Rollover &	Superannuation	\$ 161.43
25/09/2013	00024353	ING DIRECT Superannuation Fund	Superannuation	\$ 153.87
25/09/2013	00024354	Kinetic Superannuation	Superannuation	\$ 235.67
25/09/2013	00024355	Sunsuper Superannuation Fund	Superannuation	\$ 319.57
25/09/2013	00024356	WA Local Govt Superannuation Plan	Superannuation	\$ 14,821.20
26/09/2013	00024357	V M Dench	Bond refund 257A Marmion St	\$ 1,000.00
26/09/2013	00024358	Wenham Holdings Pty Ltd T/A Wenham	Bond refund 65 Hawkstone St	\$ 1,000.00
26/09/2013	00024359	Minchin & Sims Pty Ltd	Bond refund 36 Margaret St	\$ 1,000.00
26/09/2013	00024360	Rosemary Kearney	Simple wedding refund	\$ 475.00
26/09/2013	00024361	M Berry	Bond refund - beach hire	\$ 1,000.00
26/09/2013	00024362	S Vojkovic	Bond refund - beach hire	\$ 200.00
26/09/2013	00024363	Smart Parking Ltd	Meter-eye maintenance - May and Aug 13	\$ 2,045.08
26/09/2013	00024364	Water Corporation	Water charge - Andrews Place Reserve 1 Sep - 31 Oct 13	\$ 412.69
3/09/2013	679.1098	National Australia Bank Business Visa Card	Four nights accommodation - Coastcare conference - \$449.00 Australian Human Resources Institute - Membership - \$347.00 Department of Transport - Car registration - \$283.80 Qantas Airways - Perth - Melbourne return flights Sustainability conference \$720.00 airfare Qantas Airways - Perth - Melbourne return flights Sustainability conference Carbon Offset - \$4.88 Monthly credit card fee - \$9.00	\$ 1,813.68
5/09/2013	680.1020	By Word of Mouth Pty Ltd	Catering for council meetings	\$ 1,260.60
5/09/2013	680.1099	O'Connor Lawnmower & Chainsaw Centre	Service/repair whipper snipper	\$ 193.90
5/09/2013	680.1578	Force Towers Pty Ltd	Hire of cherry picker with operator 22 Aug 13	\$ 797.50

<u>Date</u>	<u>Payment Reference</u>	<u>Payee</u>	<u>Description</u>	<u>Amount</u>
5/09/2013	680.1582	Snap Claremont	Plan printing	\$ 55.50
5/09/2013	680.1583	Information Proficiency	Consultant services	\$ 3,162.50
5/09/2013	680.1645	Swissclinical Australia Pty Ltd	Dry-cleaning	\$ 98.00
5/09/2013	680.1653	Chamberlain Dean Pty Ltd	Temporary depot staff w/e 23 Aug 13	\$ 1,683.53
5/09/2013	680.1680	Department of Fire & Fire Emergency	2013/2014 annual alarm monitoring fee	\$ 1,645.40
5/09/2013	680.1681	Perth Studio Potters Inc	2013/2014 Council Donation	\$ 2,000.00
5/09/2013	680.1687	Punthill Apartment Hotels	Three nights accommodation - Sustainability conference	\$ 429.00
5/09/2013	680.1688	Ramler International Pty Ltd	100 chairs for the War Memorial Hall	\$ 14,437.50
5/09/2013	680.195	Chemsearch Australia	12 Cans of Hi-Zinc	\$ 529.10
5/09/2013	680.200	Paint Industries Pty Ltd	20lt long life road marking paint and speedy roller kit	\$ 196.22
5/09/2013	680.22	Landgate - VGO	Fortnightly valuations 6 Jul - 2 Aug 13	\$ 73.35
5/09/2013	680.25	P & A Hughes & Sons	Remove waste/rubble from depot	\$ 1,782.00
5/09/2013	680.26	Greenway Enterprises	5 packs of 5 sentree sapling protectors	\$ 154.77
5/09/2013	680.35	Cottesloe IGA	Catering supplies for meetings	\$ 107.40
5/09/2013	680.37	Staples Australia Pty Ltd	Stationery order	\$ 782.82
5/09/2013	680.540	Kerb Doctor	Replace/install barrier kerb various locations	\$ 2,018.50
5/09/2013	680.544	B M Pember	Consulting services	\$ 2,268.75
5/09/2013	680.563	Kelyn Training Services	Basic Worksite Traffic Management & renewal course	\$ 350.00
5/09/2013	680.62	Bunnings Group Ltd	Hardware supplies	\$ 173.99
5/09/2013	680.660	Dawson's Garden Centre	Plants and soil improver for damaged verge	\$ 127.55
5/09/2013	680.680	G M Bolland	Elected member expense claim 1 Jan - 30 Jun 13	\$ 3,859.70
5/09/2013	680.75	Safety Zone Australia Pty Ltd	Safety boots for 3 depot staff	\$ 473.00
5/09/2013	680.83	Flexi Staff Pty Ltd	Temporary depot staff w/e 22 Aug 13	\$ 687.23
5/09/2013	680.84	West Australian Local Government Association	Marketforce advertising - Jul 13	\$ 2,398.02
5/09/2013	680.85	Western Metropolitan Regional Council	Transfer station waste disposal	\$ 10,583.83
5/09/2013	680.88	Ocean IT Pty Ltd	SonicWALL renewal	\$ 1,036.04
5/09/2013	680.89	Major Motors Pty Ltd	Service 3T truck 1DNF376	\$ 687.24
5/09/2013	680.894	HISCO Hospitality & Healthcare	Tablecloths and water glasses	\$ 223.38
5/09/2013	680.903	Eco Organics Pty Ltd	8 Bokashi starter kits	\$ 547.80
5/09/2013	680.91	Claremont Asphalt	Asphalt work in Parry St and Marine Pde carpark 2	\$ 2,640.00
5/09/2013	680.982	Titan Ford	PX Ranger 4x2 single cab	\$ 12,608.60
12/09/2013	681.100	Jaymar Pumps	Flow test all irrigation systems through out Cottesloe	\$ 1,749.00
12/09/2013	681.1042	Recall Information Management Pty Ltd	Secure bin shredding services - Aug 13	\$ 75.52
12/09/2013	681.1047	C Askew	Reimbursement - Fuel	\$ 77.48
12/09/2013	681.1099	O'Connor Lawnmower & Chainsaw Centre	Repair two Stihl back spray units plus replacement parts	\$ 125.00
12/09/2013	681.111	Murphy's Electrical Company	Inspect/repair flood lights at Harvey Field	\$ 107.80
12/09/2013	681.1121	Fast Finishing Services	Binding of council & committee agendas	\$ 88.00
12/09/2013	681.1182	Raffaele Automotive Services	Service Nissan X-Trail 1DTE315	\$ 528.60
12/09/2013	681.1245	Nu-Trac Rural Contracting	Beach cleaning - Aug 13	\$ 3,250.00
12/09/2013	681.126	Holcim (Australia) Pty Ltd	Headwall to suit 525mm pipe for Station St sump	\$ 786.39

<u>Date</u>	<u>Payment Reference</u>	<u>Payee</u>	<u>Description</u>	<u>Amount</u>
12/09/2013	681.1334	Down Under Stump Grinding Pty Ltd	Grind stumps at various sites	\$ 462.00
12/09/2013	681.139	Australia Post	Daily mail delivered and picked up - Aug 13	\$ 913.02
12/09/2013	681.1390	RUD Chains Pty Ltd	5 Glason retriever 50 dog waste bins	\$ 2,090.00
12/09/2013	681.15	Poolegrave Engravers	Engraved plaque for memorial bench	\$ 115.50
12/09/2013	681.1558	Quality Press	3600 brochures for verge waste collection	\$ 778.80
12/09/2013	681.1576	Edinger Real Estate	Depot Lease - 8 Stack St	\$ 14,391.66
12/09/2013	681.1582	Snap Claremont	Plan printing	\$ 112.75
12/09/2013	681.1641	Northport Marine Services	3 Fabricate aluminium frames for "Liquorice Allsorts" sculpture acquisition	\$ 3,300.00
12/09/2013	681.1653	Chamberlain Dean Pty Ltd	Temporary depot staff w/e 30 Aug and 6 Sep 13	\$ 2,705.67
12/09/2013	681.1658	In-Site Sofffall Architecture	Softfall patch work at Andrew's Park and Napier and Grant St playground	\$ 935.00
12/09/2013	681.1666	Macfield Construction Pty Ltd	Construction of disability access path	\$ 85,899.50
12/09/2013	681.188	Bob Jane T-Mart	Repair Kubota tyres	\$ 60.00
12/09/2013	681.194	Magnapower	Hardware supplies	\$ 339.13
12/09/2013	681.20	Hillmack Sales (Australia) Pty Ltd	Concrete - Station St sump spill way, Rosendo St and footpath repairs John St Café	\$ 1,095.00
12/09/2013	681.26	Greenway Enterprises	Hardware supplies	\$ 536.13
12/09/2013	681.28	G J Trigg	Reimbursements	\$ 407.78
12/09/2013	681.35	Cottesloe IGA	Milk supplies	\$ 9.16
12/09/2013	681.37	Staples Australia Pty Ltd	Stationery supplies	\$ 269.74
12/09/2013	681.38	Veolia Environmental Services	Monthly site charge and exchange hook bin	\$ 968.85
12/09/2013	681.46	Professional Tree Surgeons	Arborist works cnr Margaret/Vera View	\$ 1,089.00
12/09/2013	681.504	L & L Design Services	Engineering technical support officer 22 Jul - 18 Aug 13	\$ 5,959.00
12/09/2013	681.544	B M Pember	Consulting services	\$ 3,162.50
12/09/2013	681.581	ID Consulting Pty Ltd	WESROC Project subscriptions	\$ 26,180.00
12/09/2013	681.602	WA Treasury Corporation	Loan Repayment Loan No 107	\$ 224,801.73
12/09/2013	681.62	Bunnings Group Ltd	Hardware supplies	\$ 280.43
12/09/2013	681.79	Perth Irrigation Centre	Irrigation hardware supplies	\$ 231.62
12/09/2013	681.822	Coda Studio Pty Ltd	Architectural services toilet block Napier St/Marine Pde	\$ 12,644.50
12/09/2013	681.85	Western Metropolitan Regional Council	Transfer station waste disposal	\$ 10,829.65
12/09/2013	681.86	Statewide Line Marking	Set out and mark Station Street car park	\$ 623.37
12/09/2013	681.908	Transpacific Cleanaway	Domestic and commercial waste/recycling collection - Aug 13	\$ 45,968.85
12/09/2013	681.998	Road Signs Australia Pty Ltd	Parking signs	\$ 193.60
13/09/2013	682.3	Child Support Agency	Child support	\$ 388.11
13/09/2013	682.5	LGRCEU	Union	\$ 155.20
16/09/2013	683.51	Westnet Pty Ltd	Internet access - Oct 13	\$ 186.32
18/09/2013	684.176	Custom Service Leasing Pty Ltd	Fuel for custom fleet	\$ 7,486.65
19/09/2013	685.1020	By Word of Mouth Pty Ltd	Catering for council meetings	\$ 1,309.00
19/09/2013	685.105	Active Transport & Tilt Tray Service	Tow abandoned vehicle	\$ 99.00
19/09/2013	685.1099	O'Connor Lawnmower & Chainsaw Centre	Repair FS 360 CE with brush knife kit	\$ 160.20
19/09/2013	685.1142	Fleet Partners Pty Ltd	Lease vehicle return - final inspection	\$ 1,357.62
19/09/2013	685.122	Jackson McDonald Lawyers	Legal advice	\$ 1,517.73

<u>Date</u>	<u>Payment Reference</u>	<u>Payee</u>	<u>Description</u>	<u>Amount</u>
19/09/2013	685.1229	The Planning Group WA Pty Ltd	Works depot design advice	\$ 1,611.50
19/09/2013	685.1237	Dale's Dairy Dash	Weekly milk supplies w/e 3, 10, 17, 24 & 31 Aug and w/e 7 Sep 13	\$ 330.48
19/09/2013	685.1242	Engineers Australia	Coastal climate change guidelines workshop 2 Oct 13	\$ 190.00
19/09/2013	685.126	Holcim (Australia) Pty Ltd	Combination grated side entry with barrier kerb and smart grate	\$ 937.20
19/09/2013	685.132	Landfill Gas & Power Pty Ltd	Black power supply - Aug 13	\$ 2,880.05
19/09/2013	685.1493	Need A Bin	Monthly site fee for E-waste bin	\$ 66.00
19/09/2013	685.1531	CommStrat Ltd	Registration - 2013 Government Sustainability Conference	\$ 880.00
19/09/2013	685.1543	Pitney Bowes Software Pty Ltd	Mapinfo Access Program Year 3 of 3 - 1 Jul 13 - 30 Jun 14	\$ 8,959.80
19/09/2013	685.1575	Blairmont Investments Pty Ltd	Install lights on box trailer & switch on tank sprayer	\$ 446.81
19/09/2013	685.1583	Information Proficiency	TRIM supports and projects	\$ 9,652.50
19/09/2013	685.1691	Bluejay Pty Ltd	Photographic services - proposed toilet block project south of Indiana's	\$ 200.00
19/09/2013	685.188	Bob Jane T-Mart	Repair two skid steer tyres and two replacement tyres	\$ 738.00
19/09/2013	685.19	McLeods Barristers & Solicitors	Legal advice	\$ 1,468.88
19/09/2013	685.205	Cottesloe News Delivery	Daily newspapers delivered to Civic Centre 4 - 31 Aug 13	\$ 57.00
19/09/2013	685.22	Landgate - VGO	Fortnightly valuations 3-16 August 2013	\$ 153.29
19/09/2013	685.26	Greenway Enterprises	Hardware supplies	\$ 103.07
19/09/2013	685.32	D Derwin	Reimbursement of telephone charges May - Jul 13	\$ 126.85
19/09/2013	685.35	Cottesloe IGA	Milk supplies - Music for Pleasure	\$ 13.44
19/09/2013	685.37	Staples Australia Pty Ltd	Stationery order	\$ 223.27
19/09/2013	685.47	Collisters Electrical	Electrical work at Civic Centre	\$ 1,038.40
19/09/2013	685.49	Charles Service Company	Cleaning of Civic Centre - Aug 13	\$ 4,206.15
19/09/2013	685.543	Australia Day Council of WA	Silver ADCWA Membership 2013/2014	\$ 300.00
19/09/2013	685.544	B M Pember	Consulting services	\$ 1,993.75
19/09/2013	685.545	Department of Fire & Emergency Services	2013/2014 ESL first quarter	\$ 365,633.87
19/09/2013	685.62	Bunnings Group Ltd	Hardware supplies	\$ 223.65
19/09/2013	685.75	Safety Zone Australia Pty Ltd	Safety wear	\$ 5,024.43
19/09/2013	685.82	Civica Pty Ltd	Annual maintenance - Websphere application server 1 Oct 13 - 30 Sep 14	\$ 847.00
19/09/2013	685.84	West Australian Local Government Association	Marketforce advertising - Aug 13	\$ 1,145.23
19/09/2013	685.85	Western Metropolitan Regional Council	Transfer station waste disposal	\$ 10,209.71
19/09/2013	685.88	Ocean IT Pty Ltd	Onsite managed IT - Sep 13	\$ 8,297.30
19/09/2013	685.89	Major Motors Pty Ltd	Service 3T 1 DFQ064	\$ 181.50
19/09/2013	685.91	Claremont Asphalt	Asphalt repair work 8 Knowles St	\$ 550.00
19/09/2013	685.982	Titan Ford	New PX Ranger single cab 1EHC254	\$ 12,490.20
19/09/2013	685.988	Securex Pty Ltd	Security monitoring - 1 Oct - 31 Dec 13	\$ 171.60
26/09/2013	686.1020	By Word of Mouth Pty Ltd	Catering for council meetings	\$ 1,001.00
26/09/2013	686.111	Murphy's Electrical Company	Replaced damaged light surround Beach St	\$ 81.40
26/09/2013	686.1138	Kalamunda Fencing & Gatemakers	Installed chainwire fencing - Station St	\$ 3,286.80
26/09/2013	686.122	Jackson McDonald Lawyers	Legal advice	\$ 22,855.35
26/09/2013	686.1334	Down Under Stump Grinding Pty Ltd	Grind tree stump - Boreham St	\$ 110.00
26/09/2013	686.1361	Department of Transport	Monthly vehicle search for ownership - Aug 13	\$ 606.00

<u>Date</u>	<u>Payment Reference</u>	<u>Payee</u>	<u>Description</u>	<u>Amount</u>
26/09/2013	686.1454	N C Pursell	Reimbursement	\$ 100.00
26/09/2013	686.1473	Eco Resources Pty Ltd	Receive waste/rubble from depot - Sep 13	\$ 1,650.00
26/09/2013	686.1479	Environmental Wastewater C S Pty Ltd	Street sweeping - Aug 13	\$ 7,528.96
26/09/2013	686.1582	Snap Claremont	Plan printing	\$ 16.00
26/09/2013	686.1583	Information Proficiency	Training mentoring for records - 25 Aug 7 Sep 13	\$ 990.00
26/09/2013	686.1591	Labourforce Impex Personnel Pty Ltd	Temporary depot staff w/e 22 Sep 13	\$ 614.02
26/09/2013	686.1653	Chamberlain Dean Pty Ltd T/A Prime	Temporary depot staff - w/e 13 and 20 Sep 13	\$ 2,364.96
26/09/2013	686.17	Post Newspaper Pty Ltd	Cottesloe page - Post Newspaper 10 Aug 13	\$ 1,430.00
26/09/2013	686.19	McLeods Barristers & Solicitors	Legal advice	\$ 710.53
26/09/2013	686.201	Environmental Printing Company	5000 letterheads & folding machine envelopes	\$ 1,683.00
26/09/2013	686.24	Iron Mountain Australia Pty Ltd	Offsite storage of records - Aug 13	\$ 117.30
26/09/2013	686.523	Local Government Managers Australia	Annual State Conference 2013 Registration	\$ 1,110.00
26/09/2013	686.574	Burgess Rawson (WA) Pty Ltd	Management fee 1 Oct 12 - 30 Sep 13 for various locations	\$ 5,409.38
26/09/2013	686.62	Bunnings Group Ltd	Hardware supplies	\$ 335.79
26/09/2013	686.645	Cobblestone Concrete	Concrete footpath on Kathleen St - Grant to Knowles St	\$ 14,847.93
26/09/2013	686.75	Safety Zone Australia Pty Ltd	Safety wear	\$ 169.13
26/09/2013	686.85	Western Metropolitan Regional Council	Transfer station waste disposal	\$ 14,174.37
26/09/2013	686.87	Repco Auto Parts	Heavy duty jack-trolley	\$ 273.90
26/09/2013	686.88	Ocean IT Pty Ltd	Ethernet Connection, data allowance - Sep 13, ADSL connection 8 Stack St depot and virtual server upgrade	\$ 1,577.28
26/09/2013	686.89	Major Motors Pty Ltd	Service 5T truck 1DWY785	\$ 181.50
26/09/2013	686.982	Titan Ford	Suspension upgrade to Ford Ranger ute	\$ 363.00
26/09/2013	686.998	Road Signs Australia Pty Ltd	2 x 30m roll of banding	\$ 125.40
26/09/2013	687.3	Child Support Agency	Child support	\$ 141.59
26/09/2013	687.5	LGRCEU	Union	\$ 155.20
3/09/2013		Dishonoured Item	Rates payment	\$ 1,186.97
3/09/2013		Commonwealth Bank of Australia	Bank fees	\$ 1,724.84
3/09/2013		National Australia Bank	Bank fees	\$ 1,813.68
3/09/2013		Commonwealth Bank of Australia	New term deposit	\$ 750,000.00
3/09/2013		Bankwest	New term deposit	\$ 750,000.00
5/09/2013		National Australia Bank	New term deposit	\$ 500,000.00
11/09/2013		Town of Cottesloe Staff	Fortnightly payroll	\$ 78,847.32
12/09/2013		National Australia Bank	Bank fees	\$ 15.00
16/09/2013		National Australia Bank	Transfer to investment account	\$ 150,000.00
16/09/2013		National Australia Bank	Bank fees	\$ 107.93
18/09/2013		National Australia Bank	Bank fees	\$ 97.98
25/09/2013		Town of Cottesloe Staff	Fortnightly payroll	\$ 82,345.74

<u>Date</u>	<u>Payment Reference</u>	<u>Payee</u>	<u>Description</u>	<u>Amount</u>
30/09/2013		National Australia Bank	Bank fees	\$ 339.50
30/09/2013		National Australia Bank	Bank fees	\$ 627.20
Grand Total:				<u>\$ 3,476,605.97</u>

Pursuant to Regulation of 13(4) of the local Government (Financial Management) Regulations the total of all other outstanding accounts for payment as at the date of this payment listing being prepared is \$969,644.94

I hereby certify that the above schedule of accounts totalling \$3,476,605.97 as submitted to the Works & Corporate Services Committee meeting held on 29 October 2013

_____ Signed (Chairperson of the Works & Corporate Services Committee)

TOWN OF COTTESLOE
RESERVES - CASH BACKED INVESTMENTS
FOR THE PERIOD ENDING 30 SEPTEMBER 2013

	2013-2014 ACTUAL \$	2013-2014 BUDGET \$
1 Area Improvement		
Purpose: To fund the cost of improving facilities within the Municipality.		
Opening Balance	857	891
Transfer to Reserves	6	27
Transfer from Reserves	-	(918)
	<u>863</u>	<u>-</u>
2 Waste Management Reserve		
Purpose: To fund the improvement, replacement and expansion of waste management plant, equipment, facilities and services.		
Opening Balance	73,365	72,867
Transfer to Reserves	485	2,186
Transfer from Reserves	-	-
Closing Balance	<u>73,850</u>	<u>75,053</u>
3 Parking Reserve		
Purpose: To set aside funds from developers for the development of parking facilities		
Opening Balance	9,677	14,300
Transfer to Reserves	64	429
Transfer from Reserves	-	-
Closing Balance	<u>9,741</u>	<u>14,729</u>
4 Leave Reserve		
Purpose: To set asides funds to assist with the funding of unexpected employee entitlements		
Opening Balance	169,232	168,125
Transfer to Reserves	1,120	5,044
Transfer from Reserves	-	-
Closing Balance	<u>170,352</u>	<u>173,169</u>
5 Civic Centre Reserve		
Purpose: To fund the cost of upgrading the civic centre.		
Opening Balance	1,533	1,410
Transfer to Reserves	10	42
Transfer from Reserves	-	(1,452)
Closing Balance	<u>1,543</u>	<u>-</u>

TOWN OF COTTESLOE
RESERVES - CASH BACKED INVESTMENTS
FOR THE PERIOD ENDING 30 SEPTEMBER 2013

	2013-2014 ACTUAL \$	2013-2014 BUDGET \$
6 Property Reserve		
Purpose: To contribute towards future property construction/renewal.		
Opening Balance	365,869	364,364
Transfer to Reserves	2,420	11,077
Transfer from Reserves	-	-
Closing Balance	<u>368,289</u>	<u>375,441</u>
7 Infrastructure Reserve		
Purpose: To contribute towards future infrastructure construction/renewal.		
Opening Balance	379,667	377,781
Transfer to Reserves	2,510	11,333
Transfer from Reserves	-	(162,000)
Closing Balance	<u>382,177</u>	<u>227,114</u>
8 Unspent Grants/Funds Reserve		
Purpose: To account for unspent grants/funds at year end		
Opening Balance	1,193	920
Transfer to Reserves	8	33
Transfer from Reserves	-	(953)
Closing Balance	<u>1,201</u>	<u>-</u>
9 Legal Reserve		
Purpose: To provide funds to provide for legal expenses		
Opening Balance	63,215	62,824
Transfer to Reserves	418	1,885
Transfer from Reserves	-	-
Closing Balance	<u>63,633</u>	<u>64,709</u>
10 Parking Facilities Reserve		
Purpose: To provide funds to provide for parking facilities		
Opening Balance	232,778	231,500
Transfer to Reserves	1,540	6,945
Transfer from Reserves	-	(204,000)
Closing Balance	<u>234,318</u>	<u>34,445</u>
11 Sustainability Reserve		
Purpose: To fund new or enhance existing Sustainability initiatives within the Town of Cottesloe		
Opening Balance	-	-
Transfer to Reserves	19,806	19,782
Transfer from Reserves	-	(10,000)
Closing Balance	<u>19,806</u>	<u>9,782</u>
Sub Total	<u><u>1,325,773</u></u>	<u><u>974,442</u></u>

TOWN OF COTTESLOE
RESERVES - CASH BACKED INVESTMENTS
FOR THE PERIOD ENDING 30 SEPTEMBER 2013

	2013-2014 ACTUAL \$	2013-2014 BUDGET \$
12 Combined Library Reserve		
Purpose: To fund improvements at the Library		
Opening Balance	49,447	-
Transfer to Reserves	-	-
Transfer from Reserves	-	-
	49,447	-
TOTAL RESERVES	1,375,220	974,442

TOWN OF COTTESLOE

INVESTMENTS

SCHEDULE OF INVESTMENTS HELD AS AT 30 SEPTEMBER 2013

BANK	RATE %	TERM	MATURITY DATE	MUNICIPAL INVESTMENTS	RESERVE FUND	COMMENTS
				\$	\$	
NATIONAL AUSTRALIA BANK	3.80%	180 DAYS	26-Feb-14	5,286.85		COTTESLOE PRIMARY SCHOOL
NATIONAL AUSTRALIA BANK	3.80%	180 DAYS	26-Feb-14	5,231.85		NORTH COTT PRIMARY SCHOOL
NATIONAL AUSTRALIA BANK	3.80%	90 DAYS	28-Nov-13	505,985.87		TERM INVESTMENT
WESTPAC	3.69%	90 DAYS	8-Nov-13	450,000.00		TERM INVESTMENT
BANKWEST	3.60%	90 DAYS	31-Oct-13	450,000.00		TERM INVESTMENT
NATIONAL AUSTRALIA BANK	3.81%	90 DAYS	14-Nov-13	475,000.00		TERM INVESTMENT
WESTPAC	3.63%	120 DAYS	27-Dec-13	490,000.00		TERM INVESTMENT
BANKWEST	3.40%	62 DAYS	4-Nov-13	750,000.00		TERM INVESTMENT
COMMONWEALTH BANK OF AUSTRALIA	3.57%	30 DAYS	3-Oct-13	750,000.00		TERM INVESTMENT
NATIONAL AUSTRALIA BANK	3.80%	90 DAYS	2-Dec-13	500,000.00		TERM INVESTMENT
BANKWEST	3.40%	60 DAYS	26-Nov-13		291,986.39	RESERVE FUND INVESTMENTS
COMMONWEALTH BANK OF AUSTRALIA	3.55%	90 DAYS	28-Oct-13		485,217.12	RESERVE FUND INVESTMENTS
NATIONAL AUSTRALIA BANK	3.80%	90 DAYS	28-Nov-13		192,227.25	RESERVE FUND INVESTMENTS
NATIONAL AUSTRALIA BANK	3.65%	90 DAYS	10-Nov-13		356,342.59	RESERVE FUND INVESTMENTS
				<u>\$4,381,504.57</u>		
					<u>\$1,325,773.35</u>	

BANK	\$	%
NATIONAL	\$2,040,074.41	35.75
WESTPAC	\$940,000.00	16.47
BANKWEST	\$1,491,986.39	26.14
COMMONWEALTH	\$1,235,217.12	21.64
TOTAL	\$5,707,277.92	100.00

TOWN OF COTTESLOE

LOANS

SCHEDULE OF LOANS HELD AS AT 30 SEPTEMBER 2013

BANK	REF NO.	RATE %	PERIOD	MATURITY DATE	BALANCE OWING	LAST INSTALMENT DATE	NEXT INSTALMENT DATE	CURRENT LIABILITY	NON-CURRENT LIABILITY	COMMENTS
WA TREASURY	104	5.85%	10 YEARS	20-Oct-14	\$37,677.88	20-Apr-13	21-Oct-13	\$24,760.94	\$12,916.94	COTTESLOE TENNIS CLUB
WA TREASURY	105	6.22%	15 YEARS	6-Oct-23	\$299,933.48	31-Mar-13	6-Oct-13	\$20,993.59	\$278,939.89	SEA VIEW GOLF CLUB
WA TREASURY	106	5.25%	10 YEARS	3-Apr-19	\$1,057,263.11	31-Mar-13	3-Oct-13	\$154,193.66	\$903,069.45	CAPITAL PROJECT - CIVIC CENTRE
WA TREASURY	107	6.51%	20 YEARS	16-Sep-29	\$4,398,313.57	16-Sep-13	17-Mar-14	\$80,109.61	\$4,318,203.96	CAPITAL PROJECT - JOINT LIBRARY
					<u>\$5,793,188.04</u>			<u>\$280,057.80</u>	<u>\$5,513,130.24</u>	
LOANS TO OTHER ENTITIES					\$337,611.36			\$45,754.53	\$291,856.83	
LOANS FOR TOC					\$5,455,576.68			\$234,303.27	\$5,221,273.41	
					<u>\$5,793,188.04</u>			<u>\$280,057.80</u>	<u>\$5,513,130.24</u>	

TOWN OF COTTESLOE

SUNDRY DEBTORS REPORT AS AT 30 SEPTEMBER 2013

<u>Debtor Number</u>	<u>Nature Of Debt</u>	<u>3+ Months</u>	<u>2+ Months</u>	<u>1+ Month</u>	<u>Current</u>	<u>Balance</u>	<u>Status</u>
311	Waste collection charges	\$5,895.60	\$0.00	\$0.00	\$21,911.29	\$27,806.89	Statements sent
439	Waste collection charges	\$3,000.00	\$0.00	\$0.00	\$0.00	\$3,000.00	Payment Arrangement
13	Waste collection charges	\$2,370.45	\$0.00	\$0.00	\$0.00	\$2,370.45	Sent to debt recovery
64	Waste collection charges	\$1,378.80	\$0.00	\$440.00	\$0.00	\$1,818.80	Statements sent
113	Waste collection charges	\$811.10	\$0.00	\$0.00	\$0.00	\$811.10	Statements sent
479	Waste collection charges	\$689.40	\$0.00	\$0.00	\$0.00	\$689.40	Statements sent
29	Waste collection charges	\$602.84	\$0.00	\$0.00	\$0.00	\$602.84	Statements sent
49	Waste collection charges	\$568.00	\$0.00	\$0.00	\$0.00	\$568.00	Statements sent
164	Waste collection charges	\$445.71	\$0.00	\$0.00	\$0.00	\$445.71	Statements sent
3	Waste collection charges	\$344.70	\$0.00	\$0.00	\$0.00	\$344.70	Statements sent
81	Waste collection charges	\$243.67	\$0.00	\$0.00	\$0.00	\$243.67	Statements sent
4	Waste collection charges	\$196.13	\$0.00	\$0.00	\$0.00	\$196.13	Statements sent
403	Waste collection charges	\$160.00	\$0.00	\$495.00	\$126.50	\$781.50	Statements sent
454	Waste collection charges	\$159.78	\$0.00	\$0.00	\$0.00	\$159.78	Statements sent
424	Waste collection charges	\$148.57	\$0.00	\$0.00	\$0.00	\$148.57	Statements sent
39	Waste collection charges	\$114.90	\$0.00	\$0.00	\$0.00	\$114.90	Statements sent
123	Waste collection charges	\$114.90	\$0.00	\$0.00	\$0.00	\$114.90	Statements sent
163	Waste collection charges	\$114.90	\$0.00	\$0.00	\$0.00	\$114.90	Statements sent
106	Waste collection charges	\$114.90	\$0.00	\$0.00	\$0.00	\$114.90	Statements sent
30	Waste collection charges	\$81.22	\$0.00	\$860.00	\$0.00	\$941.22	Statements sent
261	Waste collection charges	\$81.22	\$0.00	\$0.00	\$0.00	\$81.22	Statements sent
287	Waste collection charges	\$81.22	\$0.00	\$0.00	\$0.00	\$81.22	Statements sent
347	Waste collection charges	\$81.22	\$0.00	\$0.00	\$0.00	\$81.22	Statements sent
155	Grant funding	\$0.20	\$0.00	\$0.00	\$5,500.00	\$5,500.20	Statements sent
366	Health charges	\$0.00	\$0.00	\$4,438.40	\$0.00	\$4,438.40	Current
357	Health charges	\$0.00	\$0.00	\$3,250.00	\$0.00	\$3,250.00	Current
360	Health charges	\$0.00	\$0.00	\$2,960.00	\$0.00	\$2,960.00	Current
214	Health charges	\$0.00	\$0.00	\$1,925.00	\$0.00	\$1,925.00	Current
365	Health charges	\$0.00	\$0.00	\$1,630.00	\$0.00	\$1,630.00	Current
359	Health charges	\$0.00	\$0.00	\$1,378.00	\$0.00	\$1,378.00	Current
176	WESROC projects	\$0.00	\$0.00	\$1,278.20	\$3,074.50	\$4,352.70	Current
405	Health charges	\$0.00	\$0.00	\$860.00	\$0.00	\$860.00	Current
451	Health charges	\$0.00	\$0.00	\$700.00	\$0.00	\$700.00	Current

TOWN OF COTTESLOE

SUNDRY DEBTORS REPORT AS AT 30 SEPTEMBER 2013

<u>Debtor Number</u>	<u>Nature Of Debt</u>	<u>3+ Months</u>	<u>2+ Months</u>	<u>1+ Month</u>	<u>Current</u>	<u>Balance</u>	<u>Status</u>
393	Health charges	\$0.00	\$0.00	\$500.00	\$0.00	\$500.00	Current
389	Health charges	\$0.00	\$0.00	\$440.00	\$0.00	\$440.00	Current
390	Health charges	\$0.00	\$0.00	\$440.00	\$0.00	\$440.00	Current
485	Health charges	\$0.00	\$0.00	\$440.00	\$0.00	\$440.00	Current
65	Lease charges	\$0.00	\$0.00	\$0.00	\$75,226.24	\$75,226.24	Current
198	Grant funding	\$0.00	\$0.00	\$0.00	\$17,329.60	\$17,329.60	Current
175	WESROC projects	\$0.00	\$0.00	\$0.00	\$6,361.30	\$6,361.30	Current
177	WESROC projects	\$0.00	\$0.00	\$0.00	\$5,655.10	\$5,655.10	Current
160	Reimbursement of wages	\$0.00	\$0.00	\$0.00	\$4,800.00	\$4,800.00	Current
173	WESROC projects	\$0.00	\$0.00	\$0.00	\$4,005.10	\$4,005.10	Current
174	WESROC projects	\$0.00	\$0.00	\$0.00	\$3,927.00	\$3,927.00	Current
125	Reimbursements	\$0.00	\$0.00	\$0.00	\$2,571.23	\$2,571.23	Current
489	Memorial bench	\$0.00	\$0.00	\$0.00	\$1,500.00	\$1,500.00	Current
490	Memorial bench	\$0.00	\$0.00	\$0.00	\$1,500.00	\$1,500.00	Current
43	Reimbursements	\$0.00	\$0.00	\$0.00	\$1,261.90	\$1,261.90	Current
45	Reimbursements	\$0.00	\$0.00	\$0.00	\$1,026.95	\$1,026.95	Current
293	Venue hire	\$0.00	\$0.00	\$0.00	\$950.00	\$950.00	Current
146	Parking fees	\$0.00	\$0.00	\$0.00	\$520.00	\$520.00	Current
180	Book sales	\$0.00	\$0.00	\$0.00	\$125.50	\$125.50	Current
300	Overpayment	\$0.00	-\$0.18	\$0.00	\$0.00	-\$0.18	Overpayment
101	Overpayment	\$0.00	-\$81.23	\$0.00	\$0.00	-\$81.23	Overpayment
419	Overpayment	-\$50.00	\$0.00	\$0.00	\$0.00	-\$50.00	Overpayment
200	Overpayment	-\$113.52	\$0.00	\$0.00	\$0.00	-\$113.52	Overpayment
TOTAL		\$17,602.23	-\$81.41	\$22,034.60	\$157,372.21	\$196,927.63	

Rates and Charges Analysis

For Financial Year 2014 Period 3 ,as at 1/10/2013



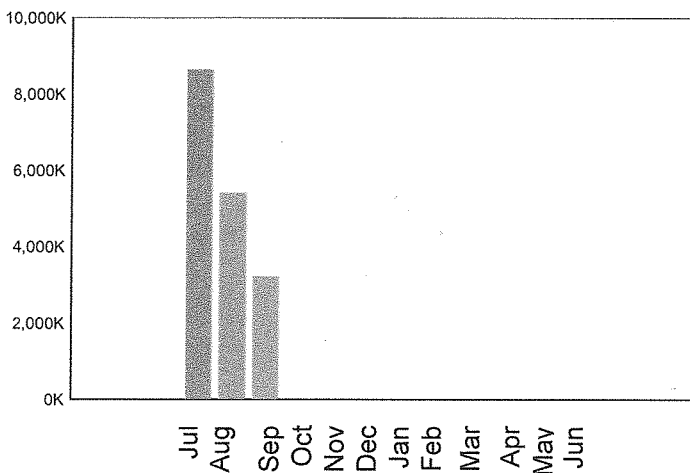
Amounts Levied and Outstanding

Rate or Charge Type	Amount Levied This Year	Total Balance Outstanding
GRV General Rate	8,427,602.18	2,688,192.88
Additional Bin	88,934.78	32,938.87
Credit Balances	0.00	-29,555.76
Swimming Pool	7,645.00	3,572.63
ESL Category 1	1,219,089.56	494,501.14
ESL Category 5	0.00	4.05
Instalment Fees	15,940.20	16,099.20
Instalment PreInterest	32,503.25	32,445.70
	9,791,714.97	3,238,198.71

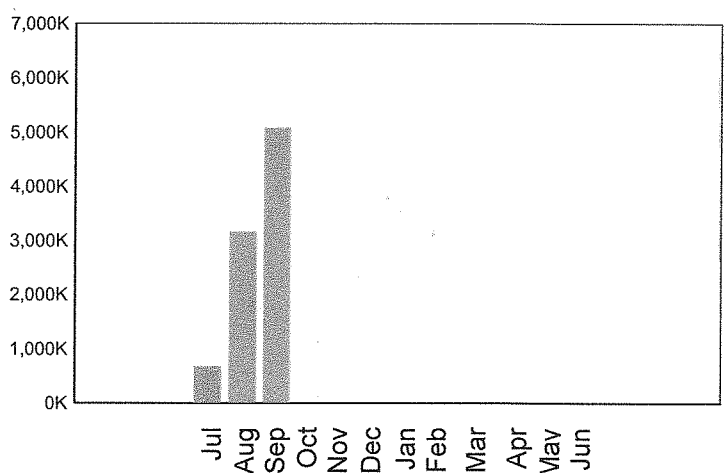
Analysis of Outstanding Balance

<u>Bfwd At 1 July</u>	<u>Levied YTD</u>	<u>Rebated</u>	<u>Receipted</u>	<u>Other Trans</u>	<u>Balance</u>
255,046.17	9,791,714.97	-562,678.45	-6,254,596.21	8,712.23	3,238,198.71
<u>Current</u>	<u>Arrears</u>	<u>Interest</u>	<u>Legal</u>	<u>Deferred</u>	<u>Balance</u>
2,986,515.29	55,385.07	15,406.81	3,777.51	177,114.03	3,238,198.71

Total Balance Outstanding By Month



YTD Collections By Month



Analysis of Assessments

Number of assessments	3,812
Number of assessments paid in full	2,153
Number of assessments with a balance outstanding	1,687
Number of assessments with arrears	238
Number of assessments on instalments	1,170
Number of assessments with pensioners or seniors	905
Number of assessments with deferred rates	28
Number of assessments with no payment yet	285

TOWN OF COTTESLOE

**CAPITAL WORKS PROGRAMME
FOR THE PERIOD ENDED 1 JULY 2013 TO 30 SEPTEMBER 2013**

PROJECT NO	PROJECT	2013-2014 YTD ACTUAL	2013-2014 YTD BUDGET	2013-2014 BUDGET	Variations Budget to YTD Actual	Variations Budget to YTD Actual
		\$	\$	\$	\$	%
3.4120.2	LAND DEVELOPMENT Old Cottesloe Depot Site	24,944	0	0	(24,944)	
5.1068.2	CARPARK CONSTRUCTION Forrest Street	0	0	70,000	0	
5.1136.2	Napier Street	0	0	134,000	0	
5.3065.2	Station Street	8,758	0	0	(8,758)	
10.9000.2	DRAINAGE CONSTRUCTION Cottesloe various	0	2,500	10,000	2,500	100%
15.1002.2	FOOTPATH CONSTRUCTION Ackland Way	0	0	2,500	0	
15.1016.2	Barsden Street	0	0	14,300	0	
15.1026.2	Brighton Street	0	0	18,100	0	
15.1030.2	Broome Street	0	0	17,300	0	
15.1086.2	Griver Street	0	0	16,900	0	
15.1104.2	Kathleen Street	14,469	0	25,900	(14,469)	
15.1114.2	Loma Street	16,145	0	14,800	(16,145)	
15.1128.2	Marmion Street	0	0	10,600	0	
15.9000.2	Bike Plan Works	0	0	130,000	0	
15.9000.5	Disability Access Ramp - Foreshore	262,601	263,755	263,755	1,154	0%

TOWN OF COTTESLOE

**CAPITAL WORKS PROGRAMME
FOR THE PERIOD ENDED 1 JULY 2013 TO 30 SEPTEMBER 2013**

PROJECT NO	PROJECT	2013-2014 YTD ACTUAL	2013-2014 YTD BUDGET	2013-2014 BUDGET	Variations Budget to YTD Actual	Variations Budget to YTD Actual
		\$	\$	\$	\$	%
20.9000.2	IRRIGATION CONSTRUCTION Cottesloe	222	5,000	20,000	4,778	96%
25.9000.2	LANEWAY CONSTRUCTION Cottesloe	0	0	81,200	0	
30.9000.2	PARKS AND RESERVES CONSTRUCTION Playgrounds various Cottesloe Natural Area Upgrade	910	30,000	30,000	29,090	97%
30.9000.5		65	3,751	15,000	3,686	98%
35.4050.2	PROPERTY CONSTRUCTION Civic Centre - Voltage Optimisation Civic Centre - Air Conditioning Joint Library Civic Centre Grounds Restoration	0	0	31,500	0	
35.4050.5		0	0	80,000	0	
35.4135.2		3,888	0	0	0	
35.6030.2		19,452	55,000	220,000	35,548	65%
40.1036.2	ROAD CONSTRUCTION/ REHABILITATION Chamberlain Street Elizabeth Street Geraldine Street Jarrad Street Salvado Street William Street Windsor Street	0	0	62,200	0	
40.1058.2		0	0	54,600	0	
40.1074.2		0	0	15,800	0	
40.1098.2		0	19,800	19,800	19,800	100%
40.1168.2		0	0	27,100	0	
40.1202.2		0	0	22,800	0	
40.1204.2		0	24,500	24,500	24,500	100%

TOWN OF COTTESLOE

**CAPITAL WORKS PROGRAMME
FOR THE PERIOD ENDED 1 JULY 2013 TO 30 SEPTEMBER 2013**

PROJECT NO	PROJECT	2013-2014 YTD ACTUAL \$	2013-2014 YTD BUDGET \$	2013-2014 BUDGET \$	Variances Budget to YTD Actual \$	Variances Budget to YTD Actual %
	ROAD SAFETY & SPEED RESTRICTION					
41.1048.2	Curtin Avenue	12,448	0	0	(12,448)	
41.9000.2	Safety & Speed Program Yr 3	17,000	0	55,000	(17,000)	
	STREET FURNITURE					
42.9000.2.	Three Bin System	96,200	0	0	(96,200)	
	MISCELLANEOUS INFRASTRUCTURE					
43.6080.2.57	Viewing Tower - Foreshore	0	0	32,000	0	
43.9000.2.57	Town Centre Improvements	0	0	100,000	0	
43.9000.2.57	Sculpture	3,467	0	70,000	(3,467)	
43.1176.2	CCTV - Station Street	41,928	0	0	(41,928)	
	PLANT & VEHICLES					
47.9000.2.57	Passenger Vehicle - CEO	48,406	45,000	45,000	(3,406)	(8%)
47.9000.2.57	Passenger Vehicle - SPO	0	0	36,000	0	
47.9000.2.57	Passenger Vehicle - MDS	0	36,000	36,000	36,000	100%
47.9000.2.57	Passenger Vehicle - MES	0	36,000	36,000	36,000	100%
47.9000.2.57	Passenger Vehicle - WS	0	0	33,000	0	
47.9000.2.57	Passenger Vehicle - Ranger	0	35,000	35,000	35,000	100%
47.9000.2.57	Utility Vehicle - AWS	25,450	24,600	24,600	(850)	(3%)
47.9000.2.57	Depot Utility Vehicles (3)	66,721	71,000	71,000	4,279	6%
47.9000.2.57	Kubota Mower	24,200	29,000	29,000	4,800	17%
47.9000.2.57	Stihl Pole Pruners (2)	3,480	2,600	2,600	(880)	(34%)
47.9000.2.57	Stihl Chain Saws (3)	2,765	3,700	3,700	935	25%
47.9000.2.57	Stihl Hedge Trimmers (2)	0	0	2,000	0	
47.9000.2.57	Stihl Brush Cutters (3)	2,955	2,600	3,600	(355)	(14%)

TOWN OF COTTESLOE

CAPITAL WORKS PROGRAMME
FOR THE PERIOD ENDED 1 JULY 2013 TO 30 SEPTEMBER 2013

PROJECT NO	PROJECT	2013-2014 YTD ACTUAL	2013-2014 YTD BUDGET	2013-2014 BUDGET	Variances Budget to YTD Actual	Variances Budget to YTD Actual
		\$	\$	\$	\$	%
	IT, OFFICE EQUIPMENT & FURNITURE					
49.9000.2.57	Civic Centre Furniture	13,125	1,250	5,000	1,250	100%
49.9000.2.57	Desktop Devices	7,216	1,909	7,636	(5,307)	(278%)
49.9000.2.57	Mobile Devices	14,554	1,193	4,773	(13,361)	(1120%)
49.9000.2.57	Photocopier	0	5,000	20,000	5,000	100%
49.9000.2.57	TRIM Upgrade	0	3,750	15,000	3,750	100%
49.9000.2.57	Authority Upgrade	0	7,500	30,000	7,500	100%
	Offsite replication of VM's as part of Data Recovery Plan	0	3,276	13,104	3,276	100%
49.9000.2.57	Upgrade/Replacement of Network Switches	0	1,062	4,248	1,062	100%
49.9000.2.57	Replacement of SAN	0	4,370	17,478	4,370	100%
49.9000.2.57	Virtual Server Upgrades	0	6,880	27,520	6,880	100%
49.9000.2.57	Data Rack for New Depot	0	314	1,254	314	100%
	Totals	731,369	726,309	2,193,168	11,953	(1%)

TOWN OF COTTESLOE

BUDGET AMENDMENTS

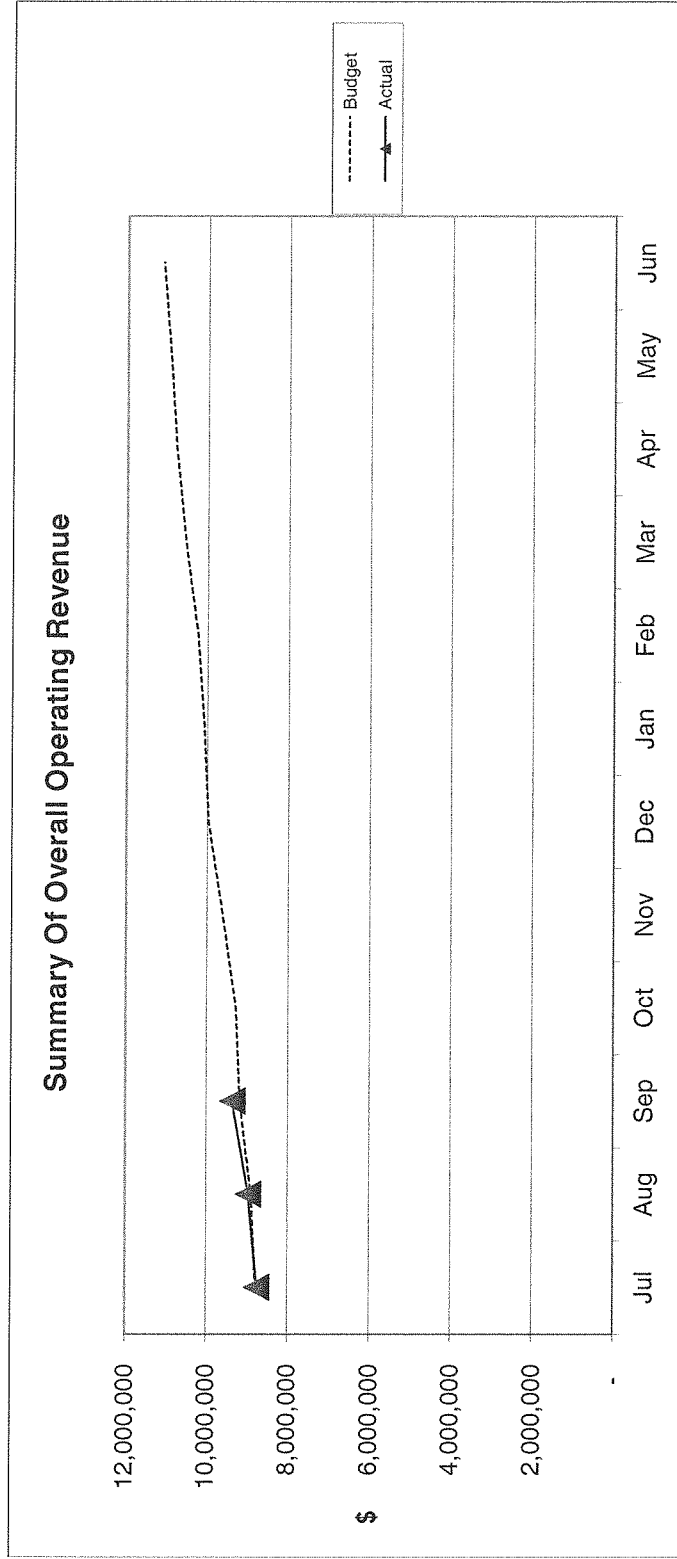
FOR THE PERIOD ENDED 1 JULY 2013 TO 30 SEPTEMBER 2013

<u>GL Account Code</u>	<u>Description</u>	<u>Council Resolution & Date</u>	<u>Classification</u>	<u>Value of Budget Amendment</u>	<u>Funding Arrangement</u>
42.9000.2	Introduction of a Three Bin System	10.4.6 July 2013	Capital Expenditure	\$ 130,000	Transfers from the waste management and Infrastructure reserves

TOWN OF COTTESLOE

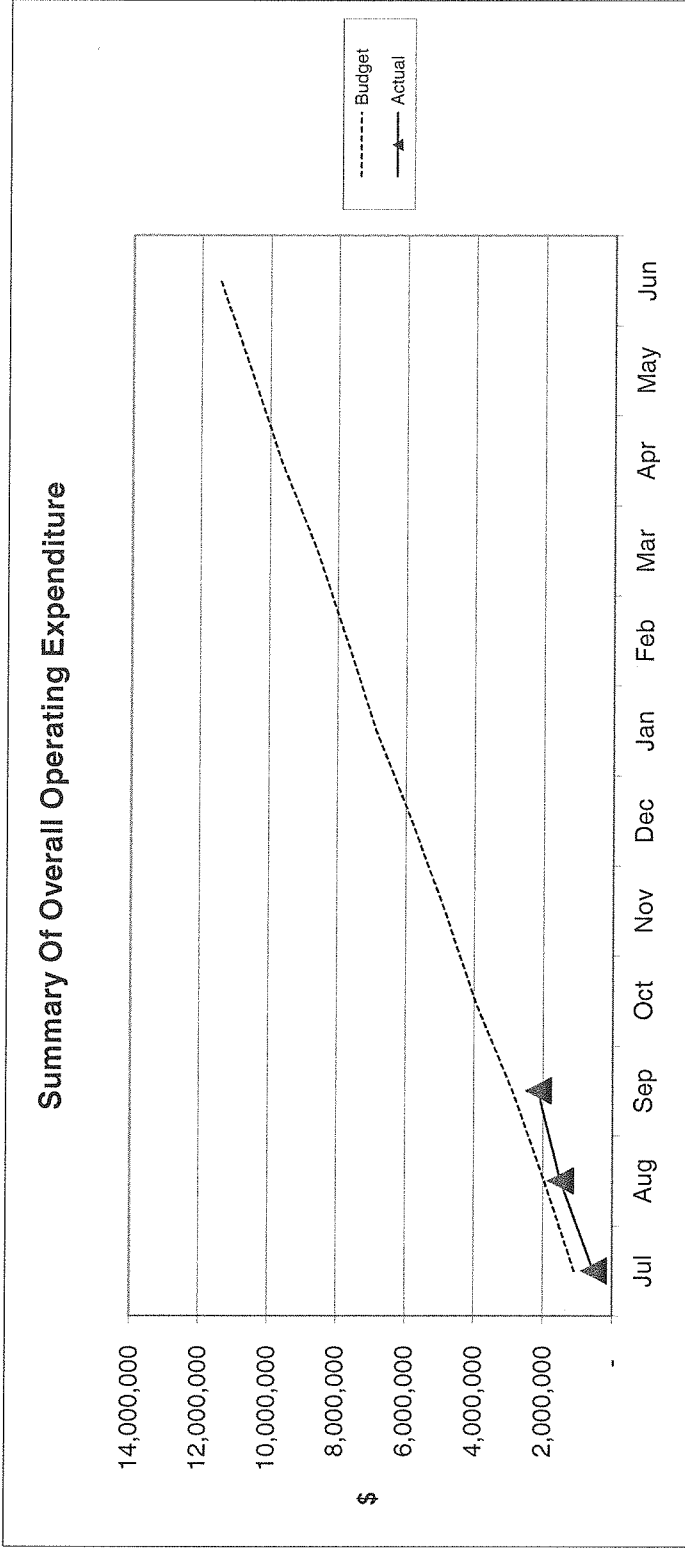
GRAPHICAL SUMMARY OF REVENUE, EXPENDITURE AND NET POSITION FOR 2013 - 2014

FOR THE PERIOD ENDED 1 JULY 2013 TO 30 SEPTEMBER 2013



TOWN OF COTTESLOE

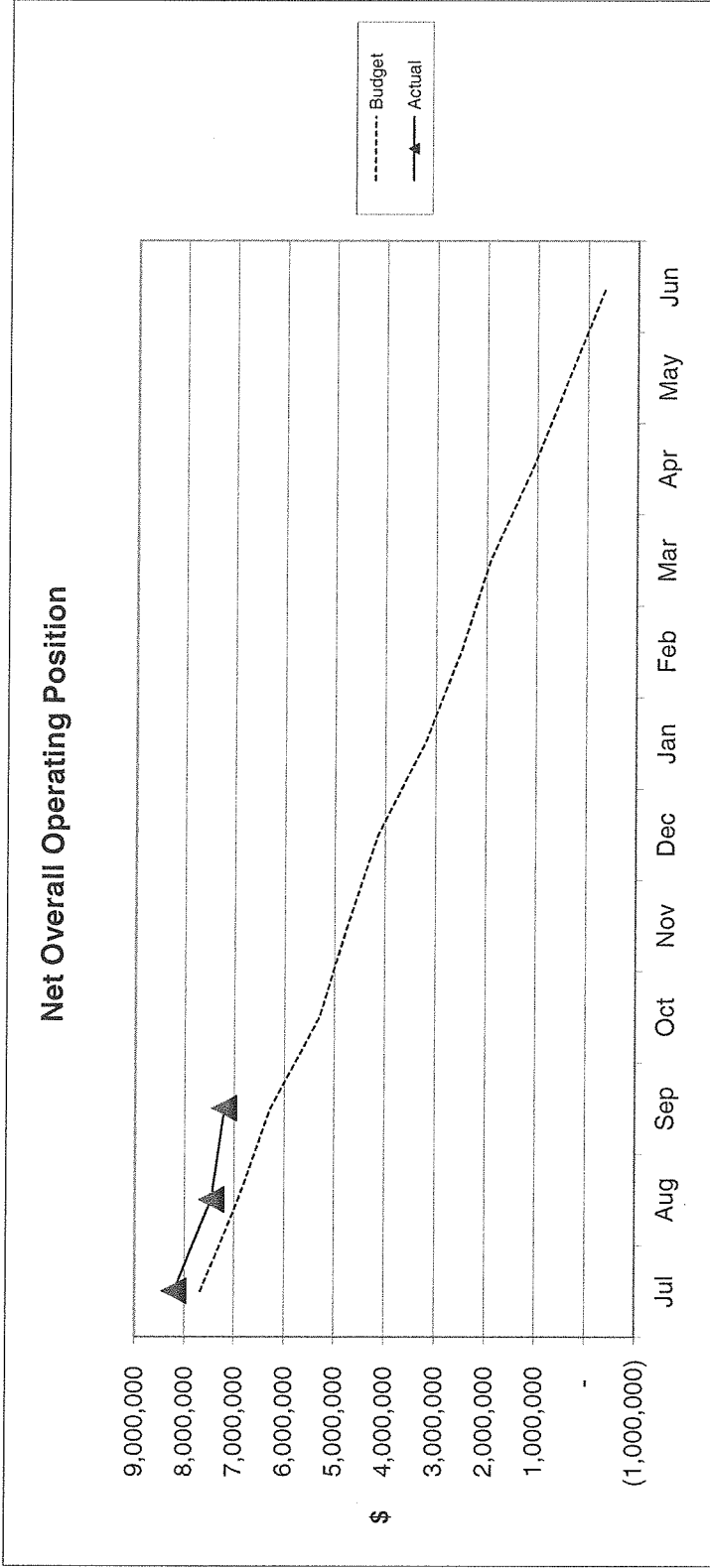
GRAPHICAL SUMMARY OF REVENUE, EXPENDITURE AND NET POSITION FOR 2013 - 2014 FOR THE PERIOD ENDED 1 JULY 2013 TO 30 SEPTEMBER 2013



TOWN OF COTTESLOE


GRAPHICAL SUMMARY OF REVENUE, EXPENDITURE AND NET POSITION FOR 2013 - 2014

FOR THE PERIOD ENDED 1 JULY 2013 TO 30 SEPTEMBER 2013



TOWN OF COTTESLOE

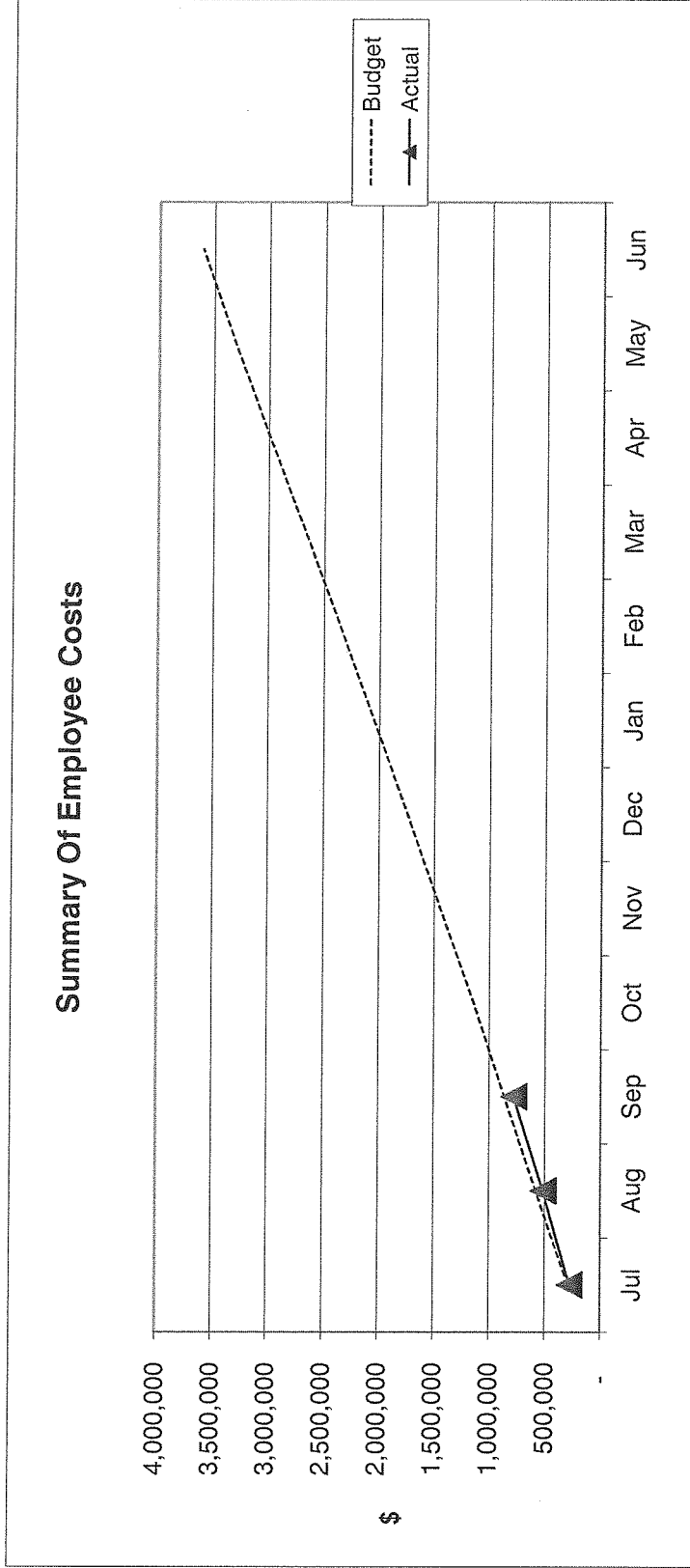
GRAPHICAL SUMMARY BY NATURE & TYPE FOR 2013 - 2014 FOR THE PERIOD ENDED 1 JULY 2013 TO 30 SEPTEMBER 2013



TOWN OF COTTESLOE

GRAPHICAL SUMMARY BY NATURE & TYPE FOR 2013 - 2014

FOR THE PERIOD ENDED 1 JULY 2013 TO 30 SEPTEMBER 2013



TOWN OF COTTESLOE

GRAPHICAL SUMMARY BY NATURE & TYPE FOR 2013 - 2014

FOR THE PERIOD ENDED 1 JULY 2013 TO 30 SEPTEMBER 2013

