


# TOWN OF COTTESLOE



## FINANCIAL STATEMENTS

FOR THE PERIOD 1 JULY 2013 TO 31 OCTOBER 2013

PRESENTED TO THE WORKS AND CORPORATE SERVICES

COMMITTEE ON 19 NOVEMBER 2013

**TOWN OF COTTESLOE**  
**FINANCIAL STATEMENTS**  
**FOR THE PERIOD 1 JULY 2013 TO 31 OCTOBER 2013**

**TABLE OF CONTENTS**

Statement of Financial Activity	1
Operating Statement By Program	2
Operating Statement By Nature & Type	3
Balance Sheet	4 - 5
Surplus/(Deficit Position)	6
Variance Analysis	7 - 10
Other Information	
- Budget Amendments	11
- List of Payments	12 - 19
- Reserves	20 - 22
- Investments	23
- Loans	24
- Sundry Debtors	25 - 27
- Rates Analysis	28
- Capital Works Programme	29 - 32
- Graphs	33 - 38

**TOWN OF COTTESLOE**

**STATEMENT OF FINANCIAL ACTIVITY**

**FOR THE PERIOD ENDED 1 JULY 2013 TO 31 OCTOBER 2013**

	2013-2014 YTD Actual \$	2013-2014 YTD Budget \$	2013-2014 Budget \$	Variances YTD Actual to YTD Budget \$	Variances YTD Actual to YTD Budget %
<b>Operating Revenue</b>					
General Purpose Funding	136,211	126,001	394,939	10,210	8%
Governance	49,424	41,252	53,750	8,172	20%
Law, Order and Public Safety	16,172	5,366	15,100	10,806	201%
Health	69,586	70,878	78,710	(1,292)	(2%)
Education and Welfare	7,741	8,397	30,500	(656)	(8%)
Community Amenities	249,170	186,632	469,005	62,538	34%
Recreation and Culture	124,086	131,700	352,842	(7,614)	(6%)
Transport	322,704	233,552	1,149,900	89,152	38%
Economic Services	74,856	40,910	122,700	33,946	83%
Other Property and Services	5,659	7,168	21,500	(1,509)	(21%)
<b>Total Operating Revenue</b>	<b>1,055,609</b>	<b>851,856</b>	<b>2,688,946</b>	<b>203,753</b>	<b>24%</b>
<b>Operating Expenditure</b>					
General Purpose Funding	(79,951)	(87,008)	(243,477)	7,057	8%
Governance	(236,767)	(314,936)	(680,642)	78,169	25%
Law, Order and Public Safety	(79,266)	(95,138)	(276,161)	15,872	17%
Health	(62,085)	(81,938)	(245,751)	19,853	24%
Education and Welfare	(64,328)	(83,776)	(227,957)	19,448	23%
Community Amenities	(948,094)	(972,959)	(3,105,326)	24,865	3%
Recreation and Culture	(741,907)	(1,198,841)	(3,406,001)	456,934	38%
Transport	(597,316)	(928,833)	(2,878,042)	331,517	36%
Economic Services	(159,237)	(192,634)	(392,524)	33,397	17%
Other Property and Services	(5,626)	(18,598)	(16,068)	12,972	70%
<b>Total Operating Expenditure</b>	<b>(2,974,577)</b>	<b>(3,974,661)</b>	<b>(11,471,949)</b>	<b>1,000,084</b>	<b>25%</b>
<b>Adjustments for Non Cash</b>					
(Profit)/Loss on Asset Disposal	0	0	0	0	
Movement in Deferred Pensioners	21,482	0	0	21,482	
Movement in Employee Benefit Provisions	0	0	0	0	
Depreciation	0	693,724	2,080,737	(693,724)	(100%)
<b>Total Adjustments for Non Cash</b>	<b>21,482</b>	<b>693,724</b>	<b>2,080,737</b>	<b>(672,242)</b>	<b>(97%)</b>
<b>Capital Expense and Revenue</b>					
Additions - Furniture & Equipment	(66,589)	(48,682)	(146,014)	(17,907)	(37%)
Additions - Land & Buildings	(55,525)	(73,348)	(331,500)	17,823	24%
Additions - Plant & Equipment	(174,091)	(321,500)	(357,500)	147,409	46%
Additions - Roads	(46,823)	(114,700)	(641,800)	67,877	59%
Additions - Car Parks	(99,800)	0	(204,000)	(99,800)	
Additions - Footpaths	(373,654)	(439,255)	(514,155)	65,601	15%
Additions - Drainage	(4,500)	(3,334)	(10,000)	(1,166)	(35%)
Additions - Parks & Reserves	(915)	(35,002)	(45,000)	34,087	97%
Additions - Miscellaneous	(46,444)	(32,000)	(202,000)	(14,444)	(45%)
Additions - Street Furniture	(139,843)	0	0	(139,843)	
Additions - Right of Ways	0	(81,200)	(81,200)	81,200	100%
Additions - Irrigation	(1,206)	(6,668)	(20,000)	5,462	82%
Proceeds from Disposal of Assets	96,977	139,750	179,750	(42,773)	31%
Proceeds from New Loans	0	0	0	0	
Principal Repayments/Disbursements	(176,223)	(176,223)	(357,642)	0	0%
Self Supporting Principal Repayments	22,541	22,541	45,755	0	0%
Transfer from Reserves	0	369,323	379,323	(369,323)	100%
Transfer to Reserves	(32,682)	(32,833)	(58,782)	151	0%
<b>Total Capital Expense and Revenue</b>	<b>(1,098,777)</b>	<b>(833,131)</b>	<b>(2,364,765)</b>	<b>(265,646)</b>	<b>(32%)</b>
Opening Surplus / (Deficit)	1,005,515	643,339	643,339	362,176	56%
Closing Surplus / (Deficit)	6,466,831	5,804,819	0	662,012	11%
<b>AMOUNT REQUIRED FROM RATES</b>	<b>(8,457,579)</b>	<b>(8,423,692)</b>	<b>(8,423,692)</b>	<b>(33,887)</b>	<b>(0%)</b>

# TOWN OF COTTESLOE

## OPERATING STATEMENT BY PROGRAM

FOR THE PERIOD ENDED 1 JULY 2013 TO 31 OCTOBER 2013

	2013-2014 Actual \$	2013-2014 YTD Budget \$	2013-2014 Budget \$	Variances Budget to YTD Actual \$	Variances Budget to YTD Actual %
<b>Revenue from Ordinary Activities</b>					
General Purpose Funding	8,593,790	8,549,695	8,818,633	44,095	1%
Governance	49,424	41,252	53,750	8,172	20%
Law, Order and Public Safety	16,172	5,366	15,100	10,806	201%
Health	69,586	70,878	78,710	(1,292)	(2%)
Education and Welfare	7,741	8,397	30,500	(656)	2,867%
Community Amenities	249,170	186,632	469,005	62,538	(34%)
Recreation and Culture	124,086	131,700	352,842	(7,614)	58%
Transport	208,704	119,552	550,900	89,152	(37%)
Economic Services	74,856	40,910	122,700	33,946	(86%)
Other Property and Services	5,659	7,168	21,500	(1,509)	(21%)
<b>Total Operating Revenue</b>	<b>9,399,188</b>	<b>9,161,550</b>	<b>10,513,640</b>	<b>237,638</b>	<b>3%</b>
<b>Expenses from Ordinary Activities</b>					
General Purpose Funding	(79,951)	(87,008)	(243,477)	7,057	8%
Governance	(236,767)	(314,604)	(679,642)	77,837	25%
Law, Order and Public Safety	(79,266)	(95,138)	(276,161)	15,872	17%
Health	(62,085)	(81,938)	(245,751)	19,853	24%
Education and Welfare	(64,328)	(83,776)	(227,957)	19,448	23%
Community Amenities	(948,094)	(972,959)	(3,105,326)	24,865	3%
Recreation and Culture	(618,670)	(1,076,887)	(3,040,209)	458,217	43%
Transport	(597,316)	(928,833)	(2,878,044)	331,517	36%
Economic Services	(159,237)	(192,634)	(392,524)	33,397	17%
Other Property and Services	(5,628)	(18,598)	(16,068)	12,970	70%
<b>Total Operating Expenditure</b>	<b>(2,851,342)</b>	<b>(3,852,375)</b>	<b>(11,105,159)</b>	<b>1,001,033</b>	<b>26%</b>
<b>Borrowing Costs</b>					
Governance	0	(332)	(1,000)	332	100%
Recreation and Culture	(123,237)	(121,954)	(365,792)	(1,283)	(1%)
<b>Total Borrowing Costs</b>	<b>(123,237)</b>	<b>(122,286)</b>	<b>(366,792)</b>	<b>(951)</b>	<b>(1%)</b>
<b>Grants/Contributions for Asset Development</b>					
Transport	114,000	114,000	599,000	0	0%
<b>Total Grants/Contributions for Asset Development</b>	<b>114,000</b>	<b>114,000</b>	<b>599,000</b>	<b>0</b>	<b>0%</b>
<b>Profit/ (Loss) on Asset Disposal</b>					
Governance	0	0	0	0	
Community Amenities	0	0	0	0	
Recreation and Culture	0	0	0	0	
Transport	0	0	0	0	
Other Property and Services	0	0	0	0	
<b>Total Profit/ (Loss) on Asset Disposal</b>	<b>0</b>	<b>0</b>	<b>0</b>	<b>0</b>	
<b>NET PROFIT OR LOSS</b>	<b>6,538,609</b>	<b>5,300,889</b>	<b>(359,311)</b>	<b>1,237,720</b>	<b>(23%)</b>

# TOWN OF COTTESLOE

## OPERATING STATEMENT BY NATURE & TYPE

FOR THE PERIOD ENDED 1 JULY 2013 TO 31 OCTOBER 2013

	2013-2014 YTD Actual \$	2013-2014 YTD Budget \$	2013-2014 Adopted Budget \$	Variances Budget to Actual YTD \$	Variances Budget to Actual YTD %
<b>Operating Revenue</b>					
Rates	8,457,579	8,423,694	8,423,694	33,885	0%
Grants - Operating	51,617	50,865	158,289	752	1%
Fees & Charges	695,304	520,515	1,432,180	174,789	34%
Interest Earnt	73,374	68,418	219,500	4,956	7%
Other Revenue	121,314	98,058	279,977	23,256	24%
<b>Total Operating Revenue</b>	<b>9,399,188</b>	<b>9,161,550</b>	<b>10,513,640</b>	<b>237,638</b>	<b>3%</b>
<b>Operating Expenditure</b>					
Employee Costs	(1,093,989)	(1,141,672)	(3,649,000)	47,683	4%
Contractors and Materials	(1,495,669)	(1,351,741)	(4,000,000)	(143,928)	(11%)
Depreciation	0	(693,724)	(2,080,737)	693,724	100%
Insurance	(112,400)	(173,158)	(150,000)	60,758	35%
Interest Expense	(123,237)	(122,286)	(366,792)	(951)	(1%)
Utility Costs	(66,108)	(105,026)	(335,000)	38,918	37%
Other Expenses	(83,176)	(387,054)	(890,422)	303,878	79%
<b>Total Operating Expenditure</b>	<b>(2,974,579)</b>	<b>(3,974,661)</b>	<b>(11,471,951)</b>	<b>1,000,082</b>	<b>25%</b>
Grants/Contributions - Non Operating	114,000	114,000	599,000	0	0%
Profit on Asset Disposals	0	0	0	0	
Loss on Asset Disposals	0	0	0	0	
<b>NET PROFIT OR LOSS</b>	<b>6,538,609</b>	<b>5,300,889</b>	<b>(359,311)</b>	<b>1,237,720</b>	<b>23%</b>

# TOWN OF COTTESLOE

## STATEMENT OF FINANCIAL POSITION

FOR THE PERIOD 1 JULY 2013 TO 31 OCTOBER 2013

		2013-2014 YTD Actual	2012-2013 YTD Actual	2012-2013 Actual
<b>CURRENT ASSETS</b>				
Receivables				
	Rates	2,862,542	2,549,730	56,450
	Sundry Debtors	95,886	162,821	173,128
	Accrued Income	6,324	31,978	19,329
	Self Supporting Loans	23,214	33,421	45,755
Inventories				
	Stock - Books	41,554	46,125	41,554
Cash Assets				
	Municipal Account	135,947	432,805	61,590
	Till Floats	700	700	370
	Investment Account	744,840	482,220	24,588
	Term Investments	4,387,700	4,171,235	1,503,782
	Restricted - Reserves	1,330,068	882,867	1,297,386
	Restricted - Trust	599,386	572,703	599,426
<b>TOTAL CURRENT ASSETS</b>		<b>10,228,160</b>	<b>9,366,605</b>	<b>3,823,358</b>
<b>CURRENT LIABILITIES</b>				
Payables		894,999	970,486	166,512
Payable Trust		630,139	618,745	604,125
Accrued Expenses		885,739	42,488	704,064
Interest Bearing Liabilities		181,419	171,178	357,642
Provisions		582,113	446,072	584,942
<b>TOTAL CURRENT LIABILITIES</b>		<b>3,174,409</b>	<b>2,248,969</b>	<b>2,417,285</b>
<b>NON CURRENT ASSETS</b>				
Receivables				
	Deferred Rates & ESL	177,114	205,420	198,596
	Self Supporting Loans	291,857	337,611	291,857
Property Plant and Equipment				
	Furniture and Equipment	450,971	368,382	384,382
	Land and Buildings	12,153,515	11,984,267	12,097,990
	Plant and Equipment	831,999	685,174	754,885
	Equity Investments	1,055,450	1,213,798	1,055,450
Infrastructure				
	Roads	6,848,398	6,876,059	6,801,575
	Car Parks	619,273	0	519,473
	Footpaths	2,077,284	1,745,745	1,703,630
	Drainage	3,451,527	3,513,362	3,447,027
	Parks and Reserves	167,794	173,949	166,879
	Miscellaneous	751,998	707,939	705,554
	Street Furniture	354,199	225,633	214,356
	Right of Ways	198,170	152,927	198,170
	Irrigation	286,933	331,767	285,727
<b>TOTAL NON CURRENT ASSETS</b>		<b>29,716,482</b>	<b>28,522,033</b>	<b>28,825,551</b>

# TOWN OF COTTESLOE

## STATEMENT OF FINANCIAL POSITION

FOR THE PERIOD 1 JULY 2013 TO 31 OCTOBER 2013

	2013-2014 YTD Actual	2012-2013 YTD Actual	2012-2013 Actual
<b>NON CURRENT LIABILITIES</b>			
Interest Bearing Liabilities	5,513,130	5,870,772	5,513,130
Provisions	64,648	53,321	64,648
<b>TOTAL NON CURRENT LIABILITIES</b>	<b>5,577,778</b>	<b>5,924,093</b>	<b>5,577,778</b>
<b>NET ASSETS</b>	<b><u>31,192,455</u></b>	<b><u>29,715,576</u></b>	<b><u>24,653,846</u></b>
<b>EQUITY</b>			
Reserves - Cash Backed	1,330,070	882,869	1,297,388
Reserves - Asset Revaluation	239,554	98,818	239,554
Retained Surplus	29,622,831	28,733,889	23,116,904
<b>TOTAL EQUITY</b>	<b><u>31,192,455</u></b>	<b><u>29,715,576</u></b>	<b><u>24,653,846</u></b>
<b>RESERVES - CASH BACKED</b>			
Opening Balance	1,297,388	1,011,812	938,932
Transfer to Reserves	32,682	12,189	944,588
Transfer from Reserves	0	(141,132)	(586,132)
<b>TOTAL RESERVES - CASH BACKED</b>	<b>1,330,070</b>	<b>882,869</b>	<b>1,297,388</b>
<b>RESERVES - ASSET REVALUATION</b>			
Opening Balance	239,554	98,818	239,554
<b>TOTAL RESERVES - ASSET REVALUATION</b>	<b>239,554</b>	<b>98,818</b>	<b>239,554</b>
<b>RETAINED SURPLUS</b>			
Opening Balance	23,116,904	22,979,287	23,078,105
Change in Net Assets from Operations	6,538,609	5,625,659	397,255
Transfer from Reserve	0	141,132	586,132
Transfer to Reserve	(32,682)	(12,189)	(944,588)
<b>TOTAL RETAINED SURPLUS</b>	<b>29,622,831</b>	<b>28,733,889</b>	<b>23,116,904</b>
<b>TOTAL EQUITY</b>	<b><u>31,192,455</u></b>	<b><u>29,715,576</u></b>	<b><u>24,653,846</u></b>

## TOWN OF COTTESLOE

### SURPLUS/(DEFICIT) ANALYSIS

FOR THE PERIOD 1 JULY 2013 TO 31 OCTOBER 2013

	YTD Actual \$	2013 \$
<b>Surplus/(Deficit)</b>	6,466,831	1,005,515
<b><u>Comprises:</u></b>		
Cash - Unrestricted	5,238,434	1,587,324
Cash - Restricted	1,330,068	1,370,267
Unspent Grant Transfer	0	3,006
Rates - Current	2,862,542	56,450
Sundry Debtors	95,058	173,128
Accrued Income	6,324	19,329
GST Receivable	0	53,780
Other Tax Debtors	0	295
Inventories		
- History Books	41,554	41,554
<b><u>Less:</u></b>		
Reserves - Restricted Cash	(1,330,068)	(1,370,267)
Sundry Creditors	(894,170)	(152,770)
Accrued Expenses	(885,739)	(459,013)
Accrued Interest on Debentures	0	(104,205)
Accrued Salaries and Wages	0	(140,846)
Other Tax Liabilities	0	(72,519)
Current Employee Benefits Provision	(582,113)	(584,942)
Add back: Component of Leave Liability not required to be funded	582,113	584,942
Other	2,828	0
<b>Surplus/(Deficit)</b>	6,466,831	1,005,515



TOWN OF COTTESLOE

STATEMENT OF FINANCIAL ACTIVITY - VARIANCE ANALYSIS  
FOR THE PERIOD ENDED 1 JULY 2013 TO 31 OCTOBER 2013

Note 2. VARIANCES (Report on material variances from the Statement of Financial Activity)  
(Material variances are deemed to be greater than 15% or \$25,000)

OPERATING REVENUE

<u>Program/Nature &amp; Type</u>	<u>YTD Actual</u>	<u>YTD Budget</u>	<u>Variance</u>	<u>Variance</u>	<u>Impact of Variation</u>	<u>Main Factors</u>	<u>Manager</u>	<u>Officer</u>	<u>Main Factors Influencing Variance</u>
	\$	\$	\$	%		\$			
Governance	49,424	41,252	8,172	20%	Timing	12,424	FM	FM	Timing of reimbursements
Law, Order & Public Safety	16,172	5,366	10,806	201%	Timing	5,614	FM	FM	Timing of reimbursements
Community Amenities	249,170	186,632	62,538	34%	Possibly extra revenue	30,083	MDS	MDS	Extra town planning fees Extra income from the sale of a renewable energy certificate
					Extra revenue Timing	10,309	MDS	SO	Timing of sustainability contributions
					38% Extra revenue	15,754	MDS	SO	
Transport	322,704	233,552	89,152	38%	Extra revenue	88,768	MCCS	SR	Extra revenue from parking
Economic Services	74,856	40,910	33,946	83%	Possibly extra revenue	19,410	FM	FM	Extra building application fees
Other Property & Services	5,659	7,168	(1,509)	(21%)	Timing	(1,509)	FM	FM	Timing of rental income

TOWN OF COTTESLOE

STATEMENT OF FINANCIAL ACTIVITY - VARIANCE ANALYSIS  
FOR THE PERIOD ENDED 1 JULY 2013 TO 31 OCTOBER 2013

Note 2. VARIANCES (Report on material variances from the Statement of Financial Activity)

OPERATING EXPENDITURE

<u>Program/Nature &amp; Type</u>	<u>YTD Actual</u> \$	<u>YTD Budget</u> \$	<u>Variance</u> \$	<u>Variance</u> %	<u>Impact of Variation</u>	<u>Main Factors</u> \$	<u>Manager</u>	<u>Officer</u>	<u>Main Factors Influencing Variance</u>
Governance	(236,767)	(314,936)	78,169	25%	Timing	67,396	FM	FM	Timing of insurance
					Possible savings	29,578	FM	FM	Less expended on training and recruitments costs
Law Order & Public Safety	(79,266)	(95,138)	(15,872)	17%	Timing	(8,400)	FM	FM	Timing of reimbursements
Health	(62,085)	(81,938)	19,853	24%	Possible savings	10,327	PEHO	PEHO	Timing of health wages and superannuation
Education & Welfare	(64,328)	(83,776)	19,448	23%	Timing	10,000	MES	MES	Timing of property maintenance
						6,406	FM	FM	Timing of depreciation
Community Amenities	(948,094)	(972,959)	24,865	3%	Timing	77,439	MDS	PEHO	Timing of waste contractors
					Extra expenditure	(69,043)	MDS	MDS	Consultancy expenses incurred with the design of new restrooms at the foreshore
					Timing	16,168	FM	FM	Timing of depreciation
Recreation & Culture	(741,907)	(1,198,841)	456,934	38%	Timing	192,376	FM	FM	Timing of depreciation
									Coast Care employee not employed directly by perth Region NRM, corresponding change to revenue
					Contract change	23,176	FM	FM	Timing of beach contractors
					Timing	28,927	FM	FM	Timing of parks maintenance
					Timing	20,554	FM	FM	Timing of Library contribution
					Timing	150,854	FM	FM	
Transport	(597,316)	(928,833)	331,517	36%	Timing	356,622	FM	FM	Timing of depreciation
Other Property & Services	(5,626)	(18,598)	12,972	70%	Timing	12,972	FM	FM	Allocation of public works overheads and plant costs

TOWN OF COTTESLOE

STATEMENT OF FINANCIAL ACTIVITY - VARIANCE ANALYSIS  
FOR THE PERIOD ENDED 1 JULY 2013 TO 31 OCTOBER 2013

Note 2. VARIANCES (Report on material variances from the Statement of Financial Activity)

CAPITAL, NON CASH & RESERVE TRANSFERS

<u>Program/Nature &amp; Type</u>	<u>YTD Actual</u> \$	<u>YTD Budget</u> \$	<u>Variance</u> \$	<u>Variance</u> %	<u>Impact of Variation</u>	<u>Main Factors</u>	<u>Manager</u>	<u>Officer</u>	<u>Main Factors Influencing Variance</u>
<u>Non Cash</u>									
Depreciation	-	693,724	(693,724)	(100%)	Non cash item	(693,724)	FM	FM	Timing of depreciation
<u>Capital Expenditure</u>									
- Furniture & Equipment	(66,589)	(46,682)	(19,907)	(43%)	Timing	(19,907)	MES	FM	Timing of expenditure
- Land & Buildings	(55,525)	(73,348)	17,823	24%	Timing	17,823	MES	FM	Timing of expenditure
- Plant & Equipment	(174,091)	(321,500)	147,409	46%	Timing	147,409	MES	FM	Timing of plant and vehicle purchases
- Infrastructure Roads	(46,823)	(114,700)	67,877	59%	Timing	67,877	MES	FM	Timing of road construction
- Infrastructure Car Parks	(99,800)	0	(99,800)		Timing	(99,800)	MES	FM	Timing of car park construction
- Infrastructure Footpaths	(373,654)	(439,255)	65,601	15%	Timing	65,601	MES	FM	Timing of footpath construction
- Infrastructure Drainage	(4,500)	(3,334)	(1,166)	(35%)	Timing	(1,166)	MES	FM	Timing of drainage construction
- Infrastructure Parks & Reserves	(915)	(35,002)	34,087	97%	Timing	34,087	MES	MES	Timing of parks construction

TOWN OF COTTESLOE

STATEMENT OF FINANCIAL ACTIVITY - VARIANCE ANALYSIS  
FOR THE PERIOD ENDED 1 JULY 2013 TO 31 OCTOBER 2013

Note 2. VARIANCES (Report on material variances from the Statement of Financial Activity)  
CAPITAL, NON CASH & RESERVE TRANSFERS - Continued

<u>Program/Nature &amp; Type</u>	<u>Variance</u> \$	<u>Variance</u> %	<u>Manager</u>	<u>Officer</u>	<u>Main Factors Influencing Variance</u>			
- Infrastructure Miscellaneous	(46,444)	(32,000)	(14,444)	(45%)	Extra expenditure	MES	FM	CCTV installed at Station Street
- Infrastructure Street Furniture	(139,843)	0	(139,843)		Extra expenditure	(139,843)	MDS	PEHO Budget amendment - new three bin system
- Infrastructure Right Of Ways	0	(81,200)	81,200	100%	Timing	81,200	MES	FM Timing of ROW construction
- Infrastructure Irrigation	(1,206)	(6,668)	5,462	82%	Timing	5,462	MES	FM Timing of irrigation construction
<b><u>CAPITAL, NON CASH &amp; RESERVE TRANSFERS (Cont'd)</u></b>								
- Proceeds from Disposal of Assets	96,977	139,750	(42,773)	31%	Timing	(42,773)	FM	FM Timing of disposals
- Transfers from Reserves	0	369,323	(369,323)	100%	Timing	(369,323)	FM	FM Timing of transfers from reserves

TOWN OF COTTESLOE

BUDGET AMENDMENTS

FOR THE PERIOD ENDED 1 JULY 2013 TO 31 OCTOBER 2013

<u>GL Account Code</u>	<u>Description</u>	<u>Council Resolution &amp; Date</u>	<u>Classification</u>	<u>Value of Budget Amendment</u>	<u>Funding Arrangement</u>
42.9000.2	Introduction of a Three Bin System	10.4.6 July 2013	Capital Expenditure	\$ 130,000	Transfers from the waste management and Infrastructure reserves

# TOWN OF COTTESLOE

## LIST OF ACCOUNTS PAID DURING OCTOBER 2013 AND PRESENTED TO A MEETING OF THE WORKS & CORPORATE SERVICES COMMITTEE HELD ON 19 NOVEMBER 2013

### CERTIFICATE OF CHIEF EXECUTIVE OFFICER



<u>Date</u>	<u>Payment Reference</u>	<u>Payee</u>	<u>Description</u>	<u>Amount</u>
3/10/2013	00024365	Burke Electrical Services Pty Ltd	Install and weather proof cabinet - Station St car park	\$ 3,641.00
3/10/2013	00024366	Smart Parking Ltd	Meter-eye maintenance - Sep 13	\$ 1,022.54
3/10/2013	00024367	Telstra Corporation Limited	Telephone charges 13 Sep - 13 Oct 13	\$ 2,563.46
3/10/2013	00024368	The Online Shopping Co Pty Ltd	3 x 30 metre roll table cover - Music for Pleasure	\$ 87.80
3/10/2013	00024369	Water Corporation	Water charge various locations	\$ 600.65
3/10/2013	00024370	Ian Leslie Pope	Replacement cheque 24201 - Refund overpayment of rates	\$ 699.52
9/10/2013	00024371	Colonial First State Rollover & Superannuation Fund	Superannuation	\$ 161.43
9/10/2013	00024372	ING DIRECT Superannuation Fund	Superannuation	\$ 153.87
9/10/2013	00024373	Kinetic Superannuation	Superannuation	\$ 235.67
9/10/2013	00024374	Sunsuper Superannuation Fund	Superannuation	\$ 319.56
9/10/2013	00024375	WA Local Govt Superannuation Plan	Superannuation	\$ 14,634.48
11/10/2013	00024376	Alinta	Gas supply 8 Stack St depot 26 Jun - 20 Sep 13	\$ 64.70
11/10/2013	00024377	Australian Institute of Building Surveyors	Pre-conference Building Act and 2013 WA Chapter Conference	\$ 770.00
11/10/2013	00024378	BCITF	BCITF September 2013	\$ 19,756.67
11/10/2013	00024379	Building Commission	BSL Sept 2013	\$ 5,669.60
11/10/2013	00024380	Cottesloe Flowers	Flowers	\$ 93.00
11/10/2013	00024381	Fines Enforcement Registry	Infringement collection services	\$ 2,752.00
11/10/2013	00024382	Synergy	Electricity supply to various locations	\$ 2,250.90
11/10/2013	00024383	Telstra Corporation Limited	Telephone charge	\$ 49.25
11/10/2013	00024384	J H & N J Price	Overpayment Refund	\$ 476.70
11/10/2013	00024385	T A & C D Dale	Overpayment Refund	\$ 1,463.94
11/10/2013	00024386	T A & C D Dale	Overpayment Refund	\$ 1,622.19
11/10/2013	00024387	L Cramer	Lesser Hall key and bond refund	\$ 140.00
11/10/2013	00024388	D F & J A Howe	Overpayment Refund	\$ 347.44

<u>Date</u>	<u>Payment Reference</u>	<u>Payee</u>	<u>Description</u>	<u>Amount</u>
11/10/2013	00024389	T A & C D Dale	Overpayment Refund	\$ 2,762.92
17/10/2013	00024390	Cancer Support Association of WA	2013/2014 Council Donation	\$ 4,000.00
17/10/2013	00024391	Imprint Plastic	Desk plaques	\$ 71.50
17/10/2013	00024392	Synergy	Streetlight tariff 25 Aug - 24 Sep 13	\$ 12,806.70
17/10/2013	00024393	A Neuling	Bond refund	\$ 1,000.00
17/10/2013	00024394	S A Pyne	Bond refund	\$ 1,000.00
17/10/2013	00024395	S A Pyne	Bond refund	\$ 1,000.00
17/10/2013	00024396	Anthony Leonards	Parking infringement refund	\$ 75.00
17/10/2013	00024397	Chieko Mizutani	Refund - Lesser Hall hire cancelled	\$ 1,365.00
17/10/2013	00024398	M C & M I Abbott PO Box 489	Overpayment Refund	\$ 347.44
17/10/2013	00024399	R M Julian & K A Ware	Overpayment Refund	\$ 323.64
29/10/2013	00024400	Colonial First State Rollover & Superannuation Fui	Superannuation	\$ 161.43
29/10/2013	00024401	ING DIRECT Superannuation Fund	Superannuation	\$ 153.87
29/10/2013	00024402	Kinetic Superannuation	Superannuation	\$ 235.67
29/10/2013	00024403	REST Superannuation	Superannuation	\$ 34.04
29/10/2013	00024404	Sunsuper Superannuation Fund	Superannuation	\$ 319.56
29/10/2013	00024405	WA Local Govt Superannuation Plan	Superannuation	\$ 14,688.25
31/10/2013	00024406	Imprint Plastic	Desk plaques	\$ 25.30
31/10/2013	00024407	North Cottesloe Primary School	Annual donation - Book Award 2013/2014	\$ 60.00
31/10/2013	00024408	North Cottesloe Primary School P & C	Council donation for car free Friday breakfast	\$ 200.00
31/10/2013	00024409	Opus International Consultants	Road Data Collection Professional Service	\$ 6,578.00
31/10/2013	00024410	Telstra Corporation Limited	Telephone charge 13 Oct - 13 Nov 13	\$ 1,364.35
31/10/2013	00024411	Zurich Australian Insurance Limited	Insurance excess 1DFQ064	\$ 300.00
31/10/2013	00024412	S J Lee 3-5 Jackson Street	Overpayment Refund	\$ 168.82
31/10/2013	00024413	J Smith	Overpayment Refund	\$ 579.76
31/10/2013	00024414	3D Edge Designers & Planners	Revised DA value	\$ 320.00
31/10/2013	00024415	S Marshall	Bond refund	\$ 200.00
31/10/2013	00024416	Jennifer E Crossan	Infringement refund	\$ 200.00
31/10/2013	00024417	Green Ridge Constructions Pty Ltd	Bond refund	\$ 1,000.00
31/10/2013	00024418	H I Burke	Refund of election nomination deposit	\$ 80.00
31/10/2013	00024419	G M Boland	Refund of election nomination deposit	\$ 80.00
31/10/2013	00024420	P Angers	Refund of election nomination deposit	\$ 80.00
31/10/2013	00024421	J S Birnbrauer	Refund of election nomination deposit	\$ 80.00
31/10/2013	00024422	K P Downes	Refund of election nomination deposit	\$ 80.00
31/10/2013	00024423	J M Dawkins	Refund of election nomination deposit	\$ 80.00
31/10/2013	00024424	C Tinney	Bond refund Cottesloe beachfront hire	\$ 200.00
31/10/2013	00024425	E J P Dewar	Bond refund	\$ 1,000.00
1/10/2013	688.103	Benara Nurseries	30 Assortment of plants	\$ 276.11

<u>Date</u>	<u>Payment Reference</u>	<u>Payee</u>	<u>Description</u>	<u>Amount</u>
1/10/2013	688.1116	Kyocera Mita Australia Pty Ltd	Printing consumption - Aug 13	\$ 923.17
1/10/2013	688.16	Presswise Publications	Civic Centre News - Post Newspapers 15 Sep 13	\$ 1,100.00
1/10/2013	688.188	Bob Jane T-Mart	Two replacement tyres for bobcat 1DWF429	\$ 700.00
1/10/2013	688.602	WA Treasury Corporation	Loan No 106 Repayment	\$ 104,305.51
1/10/2013	688.642	David Gray & Co Pty Ltd	2 x 20lit glyphosate 360 herbicide	\$ 231.00
1/10/2013	688.674	Gronbek Security	2 door locks - Anderson Pavilion change room	\$ 295.80
1/10/2013	688.89	Major Motors Pty Ltd	Service 2T water truck 1EGE597	\$ 181.50
1/10/2013	688.94	Insight CCS Pty Ltd	After hours answering service - Aug 13	\$ 285.89
1/10/2013	689.98000	Australian Taxation Office	Monthly Business Activity Statement	\$ 43,323.78
3/10/2013	690.1020	By Word of Mouth Pty Ltd	Catering - council meeting 23 Sep 13	\$ 792.00
3/10/2013	690.1042	Recall Information Management Pty Ltd	Secure bin shredding service	\$ 75.52
3/10/2013	690.1105	CY O'Connor College	Course fees - Evidence for Investigators and Statutory Interpreting	\$ 680.00
3/10/2013	690.1182	Raffaele Automotive Services	Service ranger ute 1DW165	\$ 481.60
3/10/2013	690.1245	Nu-Trac Rural Contracting	Beach cleaning - Sep 13	\$ 2,680.00
3/10/2013	690.1249	Jtagz Pty Ltd	2014, 2016 and lifetime cat tags	\$ 1,028.50
3/10/2013	690.1273	D V J Monteiro	Reimbursement	\$ 61.08
3/10/2013	690.128	Total Packaging (WA) Pty Ltd	Dog waste bags and disposal unit	\$ 1,716.00
3/10/2013	690.1509	Mastec Australia Pty Ltd	5x120lit bins with red lids	\$ 225.50
3/10/2013	690.1575	Blairmount Investments Pty Ltd	Repair mowing utes and trailer lights	\$ 220.00
3/10/2013	690.1601	Mobile Connection	2 x Apple iPads	\$ 1,537.80
3/10/2013	690.1695	Logan Workforce Solutions Pty Ltd	Cert III Parks & Gardens - 4 depot staff	\$ 1,988.00
3/10/2013	690.188	Bob Jane T-Mart	Repair right front tyre and replace rear on two plant vehicles	\$ 589.00
3/10/2013	690.19	McLeod's Barristers & Solicitors	Legal advice	\$ 1,333.77
3/10/2013	690.22	Landgate - VGO	Fortnightly valuations 17-30 Aug 13	\$ 460.49
3/10/2013	690.222	W A Richards	Reimbursement	\$ 150.00
3/10/2013	690.35	Cottesloe IGA	Supplies for staff meeting	\$ 62.25
3/10/2013	690.37	Staples Australia Pty Ltd	Stationery order	\$ 704.61
3/10/2013	690.48	Cannon Hygiene Australia Pty Ltd	Sanitary unit fortnightly service @ main and north beach toilets	\$ 2,306.82
3/10/2013	690.525	GC Sales (WA)	100 bin lid pins	\$ 55.00
3/10/2013	690.541	Signs Plus	Name badges	\$ 57.00
3/10/2013	690.544	B M Pember	Consulting services	\$ 2,337.50
3/10/2013	690.602	WA Treasury Corporation	Loan No 104 Repayment	\$ 33,121.95
3/10/2013	690.62	Bunning's Group Ltd	Hardware supplies	\$ 374.15
3/10/2013	690.707	Planning Institute of Australia Ltd	2013 PIA State Conference 19 Sep 13	\$ 550.00
3/10/2013	690.75	Safety Zone Australia Pty Ltd	Safety wear	\$ 231.00
3/10/2013	690.829	Screenlink Pty Ltd T/A Batteries Plus	Led torch	\$ 63.80
3/10/2013	690.84	West Australian Local Government Association	Marketforce advertising Aug 13	\$ 1,616.29
3/10/2013	690.85	Western Metropolitan Regional Council	Transfer station waste disposal	\$ 14,292.02



<u>Date</u>	<u>Payment Reference</u>	<u>Payee</u>	<u>Description</u>	<u>Amount</u>
3/10/2013	690.900	Red 11	1 HP Elitebook 2170P	\$ 1,524.60
3/10/2013	690.998	Road Signs Australia Pty Ltd	2 "Event Ahead" signs	\$ 187.00
3/10/2013	691.1098	National Australia Bank Business Visa	Credit card transactions - Sep 13	\$ 949.20
			Return flights Perth/Brisbane/Perth - 532.70	
			Accommodation - Conference - \$394.00	
			Travel Insurance - \$13.50	
			Monthly credit fee - \$9.00	
11/10/2013	692.103	Benara Nurseries	Assortment of plants	\$ 2,806.65
11/10/2013	692.1047	C Askew	Reimbursement	\$ 250.00
11/10/2013	692.1087	Robert Quodling	Curtin/Eric St black spot intersection	\$ 2,023.45
11/10/2013	692.1099	O'Connor Lawnmower & Chainsaw Centre	Repair two whipper snipper's	\$ 144.80
11/10/2013	692.122	Jackson McDonald Lawyers	Sale contract/ settlement matters - depot	\$ 5,583.20
11/10/2013	692.139	Australia Post	Daily mail delivered and pickup - Sep 13	\$ 1,369.72
11/10/2013	692.1454	N C Pursell	Reimbursement	\$ 60.00
11/10/2013	692.1457	Church of Christ	Brochure delivery - Australia Day Awards Nominations	\$ 308.00
11/10/2013	692.1509	Mastec Australia Pty Ltd	20 120lt bins with red lids and 20 red lids for rubbish bins	\$ 1,078.00
11/10/2013	692.1576	Edinger Real Estate	Lease for Stack St depot - 1-30 Nov 13	\$ 14,391.66
11/10/2013	692.1582	Snap Claremont	Copy/scan plans	\$ 21.00
11/10/2013	692.1583	Information Proficiency	Training/Mentoring 8-21 Sep	\$ 495.00
11/10/2013	692.1591	Labourforce Impex Personnel Pty Ltd	Temporary depot staff w/e 29 Sep and w/e 6 Oct 13	\$ 2,822.43
11/10/2013	692.1634	Creative Spaces	Additional amendments to signs and fabrications	\$ 2,964.72
11/10/2013	692.1653	Chamberlain Dean Pty Ltd T/A Prime Recruitment	Temporary depot staff w/e 27 Sep and w/e 4 Oct 13	\$ 2,705.67
11/10/2013	692.1693	Sureklean Products Pty Ltd	20lt Exit Tag	\$ 198.00
11/10/2013	692.1694	B & B Waste Contractors Pty Ltd	Verge green waste collection - Sep 13	\$ 20,038.60
11/10/2013	692.1697	Danny Myers	Re-point ridge caps, roof maintenance Napier St toilets	\$ 960.00
11/10/2013	692.17	Post Newspaper Pty Ltd	Cottesloe page publication - Post News 14 Sep 13	\$ 1,430.00
11/10/2013	692.20	Hillmack Sales (Australia) Pty Ltd	Footpath mix various locations	\$ 1,485.00
11/10/2013	692.26	Greenway Enterprises	14 Jarrah stakes and a box of tree guards	\$ 530.00
11/10/2013	692.35	Cottesloe IGA	Catering supplies	\$ 30.85
11/10/2013	692.37	Staples Australia Pty Ltd	Stationary supplies	\$ 721.63
11/10/2013	692.38	Veolia Environmental Services	Monthly site charge for depot hook bin	\$ 82.50
11/10/2013	692.47	Collisters Electrical	Electrical work - Civic Centre	\$ 336.60
11/10/2013	692.504	L & L Design Services	Engineering technical officer - Staff assistance 19 Aug - 15 Sep 13	\$ 6,313.00
11/10/2013	692.525	GC Sales (WA)	Axles, lid pins and wheels for 120lt & 240 lt bins	\$ 990.00
11/10/2013	692.551	Australasian Performing Right Association	Annual licence fee Halls & Civic Centre	\$ 69.30
11/10/2013	692.577	Australian Plant Wholesalers	Assortment of plants	\$ 231.28
11/10/2013	692.600	Procott Incorporated	Procott funds 2013/2014	\$ 93,352.02

<u>Date</u>	<u>Payment Reference</u>	<u>Payee</u>	<u>Description</u>	<u>Amount</u>
11/10/2013	692.62	Bunning's Group Ltd	Hardware supplies	\$ 133.98
11/10/2013	692.645	Cobblestone Concrete	Installation of footpath Loma St - Broome to Marmion St	\$ 14,701.50
11/10/2013	692.749	Structerre Consulting Group	Deane St retaining wall design	\$ 1,760.00
11/10/2013	692.75	Safety Zone Australia Pty Ltd	Safety wear	\$ 789.97
11/10/2013	692.79	Perth Irrigation Centre	Irrigation hardware supplies	\$ 1,497.22
11/10/2013	692.85	Western Metropolitan Regional Council	Transfer station waste disposal	\$ 14,550.02
11/10/2013	692.908	Transpacific Cleanaway	Bulk and waste collection - Sep 13	\$ 36,798.17
11/10/2013	692.955	Minuteman Press	Printing works	\$ 299.72
11/10/2013	692.982	Titan Ford	3 Sets of seat covers	\$ 750.00
11/10/2013	693.3	Department of Human Services	Payroll deduction	\$ 296.59
11/10/2013	693.5	LGRCEU	Union fees	\$ 155.20
15/10/2013	694.51	Westnet Pty Ltd	Internet access 1 Oct - 1 Nov 13	\$ 216.82
16/10/2013	695.176	Custom Service Leasing Pty Ltd	Fuel for vehicle fleet	\$ 8,155.29
17/10/2013	696.1099	O'Connor Lawnmower & Chainsaw Centre	Hardware supplies	\$ 546.00
17/10/2013	696.1200	Adams Coachlines	One day bus service for ICEA surf comp 31 Aug 13	\$ 441.00
17/10/2013	696.122	Jackson McDonald Lawyers	Professional services - Development of depot site and State administrative tribunal	\$ 8,987.35
17/10/2013	696.1229	The Planning Group WA Pty Ltd	Cottesloe Works Depot Design Advice	\$ 6,771.88
17/10/2013	696.1237	Dale's Dairy Dash	Weekly milk supplies w/e 14, 21 & 28 Sep and w/e 5 & 12 Oct 13	\$ 286.30
17/10/2013	696.1257	Bad Backs Store	Ergonomic chair - A Jackson	\$ 469.00
17/10/2013	696.132	Landfill Gas & Power Pty Ltd	Black power supply 1 Sep - 1 Oct 13	\$ 2,549.56
17/10/2013	696.1369	Entry Point Distribution Pty Ltd	Double action hinge - disabled toilets Lesser Hall	\$ 250.00
17/10/2013	696.1377	Harvey Norman AV/IT Superstore	2 Microwaves	\$ 418.00
17/10/2013	696.1404	Proficiency Group Pty Ltd	Annual Kofax support - 1 Oct 13 - 30 Sep 14	\$ 2,695.00
17/10/2013	696.1464	D U Electrical Pty Ltd	Repair fault Civic Centre irrigation site	\$ 115.50
17/10/2013	696.1493	Need A Bin	Monthly site fee for E-waste skip bin	\$ 66.00
17/10/2013	696.1582	Snap Claremont	Plan printing	\$ 7.50
17/10/2013	696.1653	Chamberlain Dean Pty Ltd T/A Prime	Temporary depot staff w/e 11 Oct 13	\$ 861.81
17/10/2013	696.1666	Macfield Construction Pty Ltd	Removal of existing retaining wall - Disability access path work	\$ 88,982.72
17/10/2013	696.1698	Kleenit	Apply Non-graffiti coating to sculpture acquisition	\$ 682.00
17/10/2013	696.1700	Rodrigues Bodycoat Architects	Professional services - Proposed toilet facilities - Indiana Tearooms	\$ 26,070.00
17/10/2013	696.1701	Genie Exhausts WA	Repair broken exhaust 1DHG269	\$ 250.00
17/10/2013	696.1703	Photography Project Pty Ltd	Onsite Corporate headshot photographic session - 50%	\$ 495.00
17/10/2013	696.1704	Lord Forrest Hotel	Conference Accommodation	\$ 929.70
17/10/2013	696.188	Bob Jane T-Mart	Supply/fit 4 replacement rear tyres IDNF376	\$ 1,192.00
17/10/2013	696.198	Australian Institute of Management	Annual membership subscription 1 Nov 13 - 31 Oct 14	\$ 290.00
17/10/2013	696.20	Hillmack Sales (Australia) Pty Ltd	Concrete works for sculptures	\$ 400.00
17/10/2013	696.205	Cottesloe News Delivery	Daily newspapers delivered to Civic Centre 1-28 Sep 13	\$ 57.00
17/10/2013	696.25	P & A Hughes & Sons	Remove waste/rubble from depot	\$ 1,782.00

<u>Date</u>	<u>Payment Reference</u>	<u>Payee</u>	<u>Description</u>	<u>Amount</u>
17/10/2013	696.35	Cottesloe IGA	3 x 2L milk - Music for Pleasure	\$ 6.87
17/10/2013	696.504	L & L Design Services	Engineering Technical Officer - staff assistance 16 Sep - 2 Oct 13	\$ 5,015.00
17/10/2013	696.526	Zipform Pty Ltd	Printing works	\$ 2,890.00
17/10/2013	696.544	B M Pember	Consulting Services	\$ 2,887.50
17/10/2013	696.555	K R Sputore	Reimbursement	\$ 46.88
17/10/2013	696.62	Bunning's Group Ltd	Hardware supplies	\$ 103.31
17/10/2013	696.69	Kayes Carpentry Service	Carpentry works	\$ 594.00
17/10/2013	696.75	Safety Zone Australia Pty Ltd	Safety wear	\$ 154.00
17/10/2013	696.781	Seton Australia Pty Ltd	Wheelchair ramp access sign	\$ 98.45
17/10/2013	696.82	Civica Pty Ltd	Authority upgrade	\$ 4,565.00
17/10/2013	696.822	Coda Studio Pty Ltd	Architectural services toilet block Napier/Marine Pde	\$ 9,520.50
17/10/2013	696.89	Major Motors Pty Ltd	Service 3T truck 1DNF376	\$ 198.31
17/10/2013	696.900	Red 11	External hard drive and Hard sided case	\$ 231.00
30/10/2013	697.3	Department of Human Services	Payroll deduction	\$ 296.59
30/10/2013	697.5	LGRCEU	Union fees	\$ 155.20
31/10/2013	698.100	Jaymar Pumps	Repair Pearse St bore and pump and maintenance on Napier St bore	\$ 9,658.00
31/10/2013	698.101	Airflow Maintenance Company	Quarterly maintenance Civic Centre	\$ 748.00
31/10/2013	698.1020	By Word of Mouth Pty Ltd	Catering supplies	\$ 1,001.00
31/10/2013	698.1066	Subaru Osborne Park	65000km service - fleet vehicle	\$ 264.35
31/10/2013	698.1099	O'Connor Lawnmower & Chainsaw Centre	Hardware supplies	\$ 217.40
31/10/2013	698.1116	Kyocera Mita Australia Pty Ltd	Printing consumption - 30 Aug - 24 Sep 2013	\$ 711.99
31/10/2013	698.1131	Globe Australia Pty Ltd	Fertiliser supplies	\$ 1,518.00
31/10/2013	698.1245	Nu-Trac Rural Contracting	Beach cleaning - Oct 13	\$ 5,265.00
31/10/2013	698.1334	Down Under Stump Grinding Pty Ltd	Grind stumps - various locations	\$ 726.00
31/10/2013	698.1361	Department of Transport	Vehicle search fees - Sep 13	\$ 970.40
31/10/2013	698.1377	Harvey Norman AV/IT Superstore O'Connor	Itunes - Councillors and Managers	\$ 110.00
31/10/2013	698.1473	Eco Resources Pty Ltd	Remove waste/rubble from depot 23 Oct 13	\$ 990.00
31/10/2013	698.1479	Environmental Wastewater C S Pty Ltd	Street sweeping - Sep 13	\$ 7,014.16
31/10/2013	698.1582	Snap Claremont	Plan printing	\$ 51.25
31/10/2013	698.1591	Labourforce Impex Personnel Pty Ltd	Temporary depot staff w/e 13 and 20 Oct 13	\$ 2,796.75
31/10/2013	698.16	Presswise Publications	Civic Centre News Post News 12 Oct 13	\$ 1,100.00
31/10/2013	698.1618	Power Industrial Supplies	Spraying supplies	\$ 237.60
31/10/2013	698.1653	Chamberlain Dean Pty Ltd T/A Prime Recruitment	Temporary depot staff w/e 18 and 25 Oct 13	\$ 2,344.91
31/10/2013	698.1696	Boral Construction Materials Group	50x20kg patching asphalt repair bags	\$ 1,707.20
31/10/2013	698.1699	Midland Lead Australia Pty Ltd	2 Rolls of lead for roof repairs - Civic Centre	\$ 356.40
31/10/2013	698.1703	Photography Project Pty Ltd	Corporate photos	\$ 495.00
31/10/2013	698.188	Bob Jane T-Mart	Repair and retube buggy tyre and repair puncture to various vehicles	\$ 276.00
31/10/2013	698.19	McLeod's Barristers & Solicitors	Professional services - Matter No 33887 and 34291	\$ 1,903.55

<u>Date</u>	<u>Payment Reference</u>	<u>Payee</u>	<u>Description</u>	<u>Amount</u>
31/10/2013	698.199	ADH Motorised Golf Cars & Utility	Service plant vehicles	\$ 527.62
31/10/2013	698.200	Paint Industries Pty Ltd	Yellow road marking paint	\$ 240.00
31/10/2013	698.21	Landgate	Aerial photograph 2013	\$ 484.00
31/10/2013	698.24	Iron Mountain Australia Pty Ltd	Offsite storage of records - Sep 13	\$ 117.30
31/10/2013	698.26	Greenway Enterprises	Hardware supplies	\$ 191.99
31/10/2013	698.35	Cottesloe IGA	Supplies for WESROC meeting	\$ 52.24
31/10/2013	698.37	Staples Australia Pty Ltd	Restroom supplies	\$ 968.88
31/10/2013	698.38	Veolia Environmental Services	Exchange depot hook bin	\$ 889.74
31/10/2013	698.41	Baileys Fertilisers	Supply/spread Turf Gold to various parks	\$ 1,563.43
31/10/2013	698.49	Charles Service Company	Cleaning contract - Sep 13	\$ 5,692.82
31/10/2013	698.510	Complete Pest Management Services	Remove bees from Civic Centre	\$ 688.00
31/10/2013	698.540	Kerb Doctor	Barrier kerb - Salisbury St	\$ 528.00
31/10/2013	698.577	Australian Plant Wholesalers	Assortment of trees and shrubs	\$ 649.00
31/10/2013	698.580	St John Ambulance Australia (WA) Inc	first aid supply for Civic Centre and depot	\$ 816.44
31/10/2013	698.62	Bunning's Group Ltd	Hardware supplies	\$ 21.74
31/10/2013	698.645	Cobblestone Concrete	Installation of concrete path on Kathleen St, cutting and removal limestone wall Hawthorn St	\$ 14,497.45
31/10/2013	698.651	E & MJ Roshier Pty Ltd	Service/repair ride on mowers	\$ 3,731.85
31/10/2013	698.656	Surf Life Saving Western Australia	Lifeguard contract - Oct 13	\$ 29,181.43
31/10/2013	698.69	Kayes Carpentry Service	New hinges and repair disabled toilet door - Lesser Hall	\$ 297.00
31/10/2013	698.79	Perth Irrigation Centre	Irrigation hardware supplies	\$ 40.19
31/10/2013	698.8	WA Hino	Right hand rear tail light lamp cover	\$ 121.00
31/10/2013	698.809	Biara Conservation Services	Spraying of Black Flag at various sites	\$ 2,530.00
31/10/2013	698.84	West Australian Local Government Association	Advertising and course fees	\$ 1,133.54
31/10/2013	698.85	Western Metropolitan Regional Council	Transfer station waste disposal	\$ 31,190.40
31/10/2013	698.88	Ocean IT Pty Ltd	IT consultancy and hardware supplies	\$ 11,568.58
31/10/2013	698.89	Major Motors Pty Ltd	Service 1DNF388 and 1DFQ064	\$ 363.00
31/10/2013	698.91	Claremont Asphalt	Asphalt repair work Marine Pde, Forrest St and Windsor St	\$ 8,250.00
31/10/2013	698.94	Insight CCS Pty Ltd	After hours answering service- September	\$ 420.05
31/10/2013	698.963	Phonographic Performance Co of Aust	Annual licence fee Halls & Civic Centre grounds 1 Nov 13 - 31 Oct 14	\$ 253.55
31/10/2013	698.982	Titan Ford	Rubber mats for mowing ute 1EHC254	\$ 125.95
31/10/2013	698.998	Road Signs Australia Pty Ltd	Street and road signs	\$ 627.00
1/10/2013		National Australia Bank	Bank fees	\$ 623.74
1/10/2013		National Australia Bank	Bank fees	\$ 705.14
1/10/2013		Commonwealth Bank of Australia	Bank fees	\$ 1,555.78
1/10/2013		National Australia Bank	Bank fees	\$ 2,586.35
9/10/2013		Town of Cottesloe staff	Fortnightly payroll	\$ 80,527.81
15/10/2013		National Australia Bank	Bank fees	\$ 106.76
18/10/2013		National Australia Bank	Bank fees	\$ 80.73

<u>Date</u>	<u>Payment Reference</u>	<u>Payee</u>	<u>Description</u>	<u>Amount</u>
23/10/2013		Town of Cottesloe staff	Fortnightly payroll	\$ 81,782.92
31/10/2013		National Australia Bank	Bank fees	\$ 220.14
31/10/2013		National Australia Bank	Bank fees	\$ 262.40
Grand Total:				<u>\$ 1,079,605.24</u>

Pursuant to Regulation of 13(4) of the local Government (Financial Management) Regulations the total of all other outstanding accounts for payment as at the date of this payment listing being prepared is \$821,456.02

I hereby certify that the above schedule of accounts totalling \$1,079,605.24 as submitted to the Works & Corporate Services Committee meeting held on 19 November 2013

\_\_\_\_\_ Signed (Chairperson of the Works & Corporate Services Committee)

**TOWN OF COTTESLOE**  
**RESERVES - CASH BACKED INVESTMENTS**  
**FOR THE PERIOD ENDING 31 OCTOBER 2013**

	2013-2014 ACTUAL \$	2013-2014 BUDGET \$
<b>1 Area Improvement</b>		
Purpose: To fund the cost of improving facilities within the Municipality.		
Opening Balance	857	891
Transfer to Reserves	8	27
Transfer from Reserves	-	(918)
	865	-
<b>2 Waste Management Reserve</b>		
Purpose: To fund the improvement, replacement and expansion of waste management plant, equipment, facilities and services.		
Opening Balance	73,365	72,867
Transfer to Reserves	724	2,186
Transfer from Reserves	-	-
Closing Balance	74,089	75,053
<b>3 Parking Reserve</b>		
Purpose: To set aside funds from developers for the development of parking facilities		
Opening Balance	9,677	14,300
Transfer to Reserves	96	429
Transfer from Reserves	-	-
Closing Balance	9,773	14,729
<b>4 Leave Reserve</b>		
Purpose: To set asides funds to assist with the funding of unexpected employee entitlements		
Opening Balance	169,232	168,125
Transfer to Reserves	1,672	5,044
Transfer from Reserves	-	-
Closing Balance	170,904	173,169
<b>5 Civic Centre Reserve</b>		
Purpose: To fund the cost of upgrading the civic centre.		
Opening Balance	1,533	1,410
Transfer to Reserves	15	42
Transfer from Reserves	-	(1,452)
Closing Balance	1,548	-

**TOWN OF COTTESLOE**  
**RESERVES - CASH BACKED INVESTMENTS**  
**FOR THE PERIOD ENDING 31 OCTOBER 2013**

	2013-2014 ACTUAL \$	2013-2014 BUDGET \$
<b>6 Property Reserve</b>		
Purpose: To contribute towards future property construction/renewal.		
Opening Balance	365,869	364,364
Transfer to Reserves	3,613	11,077
Transfer from Reserves	-	-
Closing Balance	<u>369,482</u>	<u>375,441</u>
<b>7 Infrastructure Reserve</b>		
Purpose: To contribute towards future infrastructure construction/renewal.		
Opening Balance	379,667	377,781
Transfer to Reserves	3,748	11,333
Transfer from Reserves	-	(162,000)
Closing Balance	<u>383,415</u>	<u>227,114</u>
<b>8 Unspent Grants/Funds Reserve</b>		
Purpose: To account for unspent grants/funds at year end		
Opening Balance	1,193	920
Transfer to Reserves	12	33
Transfer from Reserves	-	(953)
Closing Balance	<u>1,205</u>	<u>-</u>
<b>9 Legal Reserve</b>		
Purpose: To provide funds to provide for legal expenses		
Opening Balance	63,215	62,824
Transfer to Reserves	624	1,885
Transfer from Reserves	-	-
Closing Balance	<u>63,839</u>	<u>64,709</u>
<b>10 Parking Facilities Reserve</b>		
Purpose: To provide funds to provide for parking facilities		
Opening Balance	232,778	231,500
Transfer to Reserves	2,299	6,945
Transfer from Reserves	-	(204,000)
Closing Balance	<u>235,077</u>	<u>34,445</u>
<b>11 Sustainability Reserve</b>		
Purpose: To fund new or enhance existing Sustainability initiatives within the Town of Cottesloe		
Opening Balance	-	-
Transfer to Reserves	19,870	19,782
Transfer from Reserves	-	(10,000)
	<u>19,870</u>	<u>9,782</u>
<b>Sub Total</b>	<u>1,330,068</u>	<u>974,442</u>

**TOWN OF COTTESLOE**  
**RESERVES - CASH BACKED INVESTMENTS**  
**FOR THE PERIOD ENDING 31 OCTOBER 2013**

	2013-2014 ACTUAL \$	2013-2014 BUDGET \$
<b>12 Combined Library Reserve</b>		
Purpose: To fund improvements at the Library		
Opening Balance	49,447	-
Transfer to Reserves	-	-
Transfer from Reserves	-	-
	49,447	-
<b>TOTAL RESERVES</b>	<b>1,379,515</b>	<b>974,442</b>



# TOWN OF COTTESLOE

## INVESTMENTS

### SCHEDULE OF INVESTMENTS HELD AS AT 31 OCTOBER 2013

BANK	RATE %	TERM	MATURITY DATE	MUNICIPAL INVESTMENTS	RESERVE FUND	COMMENTS
NATIONAL AUSTRALIA BANK	3.80%	180 DAYS	26-Feb-14	5,286.85		COTTESLOE PRIMARY SCHOOL
NATIONAL AUSTRALIA BANK	3.80%	180 DAYS	26-Feb-14	5,231.85		NORTH COTT PRIMARY SCHOOL
NATIONAL AUSTRALIA BANK	3.80%	90 DAYS	28-Nov-13	505,985.87		TERM INVESTMENT
WESTPAC	3.69%	90 DAYS	8-Nov-13	450,000.00		TERM INVESTMENT
BANKWEST	3.50%	90 DAYS	29-Jan-14	453,994.52		TERM INVESTMENT
NATIONAL AUSTRALIA BANK	3.81%	90 DAYS	14-Nov-13	475,000.00		TERM INVESTMENT
WESTPAC	3.63%	120 DAYS	27-Dec-13	490,000.00		TERM INVESTMENT
BANKWEST	3.40%	62 DAYS	4-Nov-13	750,000.00		TERM INVESTMENT
COMMONWEALTH BANK OF AUSTRALIA	2.54%	30 DAYS	4-Nov-13	752,200.68		TERM INVESTMENT
NATIONAL AUSTRALIA BANK	3.80%	90 DAYS	2-Dec-13	500,000.00		TERM INVESTMENT
BANKWEST	3.40%	60 DAYS	26-Nov-13		291,986.39	RESERVE FUND INVESTMENTS
COMMONWEALTH BANK OF AUSTRALIA	3.44%	35 DAYS	3-Dec-13		489,511.62	RESERVE FUND INVESTMENTS
NATIONAL AUSTRALIA BANK	3.80%	90 DAYS	28-Nov-13		192,227.25	RESERVE FUND INVESTMENTS
NATIONAL AUSTRALIA BANK	3.65%	90 DAYS	10-Nov-13		356,342.59	RESERVE FUND INVESTMENTS
				<b>\$4,367,699.77</b>		
				<b>\$1,330,067.85</b>		

BANK	\$	%
NATIONAL	\$2,040,074.41	35.68
WESTPAC	\$940,000.00	16.44
BANKWEST	\$1,495,980.91	26.16
COMMONWEALTH	\$1,241,712.30	21.72
<b>TOTAL</b>	<b>\$5,717,767.62</b>	<b>100.00</b>

# TOWN OF COTTESLOE

## LOANS

### SCHEDULE OF LOANS HELD AS AT 31 OCTOBER 2013

BANK	REF NO.	RATE %	PERIOD	MATURITY DATE	BALANCE OWING	LAST INSTALMENT DATE	NEXT INSTALMENT DATE	CURRENT LIABILITY	NON-CURRENT LIABILITY	COMMENTS
WA TREASURY	104	5.85%	10 YEARS	20-Oct-14	\$25,472.86	21-Oct-13	21-Apr-14	\$12,555.92	\$12,916.94	COTTESLOE TENNIS CLUB
WA TREASURY	105	6.22%	15 YEARS	6-Oct-23	\$289,597.41	7-Oct-13	7-Apr-14	\$10,657.52	\$278,939.89	SEA VIEW GOLF CLUB
WA TREASURY	106	5.25%	10 YEARS	3-Apr-19	\$981,165.07	3-Oct-13	3-Apr-14	\$78,095.62	\$903,069.45	CAPITAL PROJECT - CIVIC CENTRE
WA TREASURY	107	6.51%	20 YEARS	16-Sep-29	\$4,398,313.57	16-Sep-13	17-Mar-14	\$80,109.61	\$4,318,203.96	CAPITAL PROJECT - JOINT LIBRARY
					<u>\$5,694,548.91</u>			<u>\$181,418.67</u>	<u>\$5,513,130.24</u>	
LOANS TO OTHER ENTITIES					\$315,070.27			\$23,213.44	\$291,856.83	
LOANS FOR TOC					\$5,379,478.64			\$158,205.23	\$5,221,273.41	
					<u>\$5,694,548.91</u>			<u>\$181,418.67</u>	<u>\$5,513,130.24</u>	

**TOWN OF COTTESLOE**

**SUNDRY DEBTORS REPORT AS AT 31 OCTOBER 2013**

<u>Debtor Number</u>	<u>Nature Of Debt</u>	<u>3+ Months</u>	<u>2+ Months</u>	<u>1+ Month</u>	<u>Current</u>	<u>Balance</u>	<u>Status</u>
13	Waste Collection Charges	\$ 2,370.45	\$ -	\$ -	\$ -	\$ 2,370.45	Sent to debt recovery
439	Health Prosecution Charges	\$ 2,000.00	\$ -	\$ -	\$ -	\$ 2,000.00	Payment Arrangement
64	Waste Prosecution Charges	\$ 1,378.80	\$ 440.00	\$ -	\$ -	\$ 1,818.80	Statements sent
113	Waste Collection Charges	\$ 811.10	\$ -	\$ -	\$ 811.20	\$ 1,622.30	Statements sent
479	Waste Collection Charges	\$ 689.40	\$ -	\$ -	\$ 689.91	\$ 1,379.31	Statements sent
29	Waste Collection Charges	\$ 602.84	\$ -	\$ -	\$ 243.75	\$ 846.59	Statements sent
49	Waste Collection Charges	\$ 568.00	\$ -	\$ -	\$ 568.10	\$ 1,136.10	Statements sent
3	Waste Collection Charges	\$ 344.70	\$ -	\$ -	\$ 114.99	\$ 459.69	Statements sent
81	Waste Collection Charges	\$ 243.67	\$ -	\$ -	\$ 0.08	\$ 243.75	Statements sent
403	Venue Hire etc	\$ 160.00	\$ -	\$ 126.50	\$ -	\$ 286.50	Statements sent
454	Waste Collection Charges	\$ 159.78	\$ -	\$ -	\$ -	\$ 159.78	Statements sent
39	Waste Collection Charges	\$ 114.90	\$ -	\$ -	\$ 114.99	\$ 229.89	Statements sent
123	Waste Collection Charges	\$ 114.90	\$ -	\$ -	\$ 114.99	\$ 229.89	Statements sent
163	Waste Collection Charges	\$ 114.90	\$ -	\$ -	\$ 114.99	\$ 229.89	Statements sent
30	Waste Collection Charges	\$ 81.22	\$ -	\$ -	\$ 81.25	\$ 162.47	Statements sent
261	Waste Collection Charges	\$ 81.22	\$ -	\$ -	\$ 81.25	\$ 162.47	Statements sent
347	Waste Collection Charges	\$ 81.22	\$ -	\$ -	\$ 81.25	\$ 162.47	Statements sent
287	Waste Collection Charges	\$ 81.22	\$ -	\$ -	\$ -	\$ 81.22	Statements sent
155	Contribution	\$ 0.20	\$ -	\$ -	\$ -	\$ 0.20	Statements sent
366	Health Premises Charges	\$ -	\$ 4,438.40	\$ -	\$ -	\$ 4,438.40	Statements sent
357	Health Premises Charges	\$ -	\$ 3,250.00	\$ -	\$ -	\$ 3,250.00	Statements sent
360	Health Premises Charges	\$ -	\$ 2,960.00	\$ -	\$ -	\$ 2,960.00	Statements sent
214	Health Premises Charges	\$ -	\$ 1,925.00	\$ -	\$ -	\$ 1,925.00	Statements sent
359	Health Premises Charges	\$ -	\$ 1,378.00	\$ -	\$ -	\$ 1,378.00	Statements sent
106	Health Premises Charges	\$ -	\$ 860.00	\$ -	\$ -	\$ 860.00	Statements sent
405	Health Premises Charges	\$ -	\$ 860.00	\$ -	\$ -	\$ 860.00	Statements sent
393	Health Premises Charges	\$ -	\$ 500.00	\$ -	\$ -	\$ 500.00	Statements sent
389	Health Premises Charges	\$ -	\$ 440.00	\$ -	\$ -	\$ 440.00	Statements sent
390	Health Premises Charges	\$ -	\$ 440.00	\$ -	\$ -	\$ 440.00	Statements sent
485	Health Premises Charges	\$ -	\$ 440.00	\$ -	\$ -	\$ 440.00	Statements sent
45	Reimbursements etc	\$ -	\$ -	\$ 1,026.95	\$ 13,872.86	\$ 14,899.81	Current
293	Venue Hire	\$ -	\$ -	\$ 950.00	\$ -	\$ 950.00	Current

**TOWN OF COTTESLOE**

**SUNDRY DEBTORS REPORT AS AT 31 OCTOBER 2013**

<u>Debtor Number</u>	<u>Nature Of Debt</u>	<u>3+ Months</u>	<u>2+ Months</u>	<u>1+ Month</u>	<u>Current</u>	<u>Balance</u>	<u>Status</u>
176	Reimbursements	\$ -	\$ -	\$ 264.00	\$ -	\$ 264.00	Current
115	Reimbursements	\$ -	\$ -	\$ -	\$ 19,776.50	\$ 19,776.50	Current
358	Health Premises Charges	\$ -	\$ -	\$ -	\$ 6,040.00	\$ 6,040.00	Current
311	Waste Collection Charges	\$ -	\$ -	\$ -	\$ 2,949.70	\$ 2,949.70	Current
73	Waste Collection Charges	\$ -	\$ -	\$ -	\$ 2,908.36	\$ 2,908.36	Current
86	Waste Collection Charges	\$ -	\$ -	\$ -	\$ 2,770.95	\$ 2,770.95	Current
15	Waste Collection Charges	\$ -	\$ -	\$ -	\$ 1,825.98	\$ 1,825.98	Current
98000	Monthly BAS	\$ -	\$ -	\$ -	\$ 1,506.61	\$ 1,506.61	Current
440	Waste Collection Charges	\$ -	\$ -	\$ -	\$ 1,149.85	\$ 1,149.85	Current
41	Waste Collection Charges	\$ -	\$ -	\$ -	\$ 1,109.94	\$ 1,109.94	Current
43	Waste Collection Charges	\$ -	\$ -	\$ -	\$ 1,027.26	\$ 1,027.26	Current
33	Waste Collection Charges	\$ -	\$ -	\$ -	\$ 933.66	\$ 933.66	Current
128	Waste Collection Charges	\$ -	\$ -	\$ -	\$ 784.94	\$ 784.94	Current
95	Waste Collection Charges	\$ -	\$ -	\$ -	\$ 717.47	\$ 717.47	Current
245	Waste Collection Charges	\$ -	\$ -	\$ -	\$ 689.91	\$ 689.91	Current
26	Waste Collection Charges	\$ -	\$ -	\$ -	\$ 487.50	\$ 487.50	Current
11	Waste Collection Charges	\$ -	\$ -	\$ -	\$ 406.25	\$ 406.25	Current
107	Waste Collection Charges	\$ -	\$ -	\$ -	\$ 406.25	\$ 406.25	Current
444	Waste Collection Charges	\$ -	\$ -	\$ -	\$ 405.60	\$ 405.60	Current
154	Waste Collection Charges	\$ -	\$ -	\$ -	\$ 263.71	\$ 263.71	Current
69	Waste Collection Charges	\$ -	\$ -	\$ -	\$ 243.75	\$ 243.75	Current
59	Waste Collection Charges	\$ -	\$ -	\$ -	\$ 229.97	\$ 229.97	Current
352	Waste Collection Charges	\$ -	\$ -	\$ -	\$ 229.97	\$ 229.97	Current
117	Waste Collection Charges	\$ -	\$ -	\$ -	\$ 216.19	\$ 216.19	Current
114	Waste Collection Charges	\$ -	\$ -	\$ -	\$ 162.50	\$ 162.50	Current
20	Waste Collection Charges	\$ -	\$ -	\$ -	\$ 148.72	\$ 148.72	Current
299	Waste Collection Charges	\$ -	\$ -	\$ -	\$ 148.72	\$ 148.72	Current
431	Waste Collection Charges	\$ -	\$ -	\$ -	\$ 148.72	\$ 148.72	Current
74	Waste Collection Charges	\$ -	\$ -	\$ -	\$ 114.99	\$ 114.99	Current
98	Waste Collection Charges	\$ -	\$ -	\$ -	\$ 114.99	\$ 114.99	Current
416	Waste Collection Charges	\$ -	\$ -	\$ -	\$ 114.99	\$ 114.99	Current
481	Waste Collection Charges	\$ -	\$ -	\$ -	\$ 97.30	\$ 97.30	Current
37	Waste Collection Charges	\$ -	\$ -	\$ -	\$ 81.25	\$ 81.25	Current

**TOWN OF COTTESLOE**

**SUNDRY DEBTORS REPORT AS AT 31 OCTOBER 2013**

<u>Debtor Number</u>	<u>Nature Of Debt</u>	<u>3+ Months</u>	<u>2+ Months</u>	<u>1+ Month</u>	<u>Current</u>	<u>Balance</u>	<u>Status</u>
92	Waste Collection Charges	\$ -	\$ -	\$ -	\$ 81.25	\$ 81.25	Current
93	Waste Collection Charges	\$ -	\$ -	\$ -	\$ 81.25	\$ 81.25	Current
94	Waste Collection Charges	\$ -	\$ -	\$ -	\$ 81.25	\$ 81.25	Current
119	Waste Collection Charges	\$ -	\$ -	\$ -	\$ 81.25	\$ 81.25	Current
407	Waste Collection Charges	\$ -	\$ -	\$ -	\$ 81.25	\$ 81.25	Current
410	Waste Collection Charges	\$ -	\$ -	\$ -	\$ 81.25	\$ 81.25	Current
417	Waste Collection Charges	\$ -	\$ -	\$ -	\$ 81.25	\$ 81.25	Current
429	Waste Collection Charges	\$ -	\$ -	\$ -	\$ 81.25	\$ 81.25	Current
300	Waste Collection Charges	\$ 0.18	\$ -	\$ -	\$ 81.25	\$ 81.07	Current
419	Overpayment	\$ 50.00	\$ -	\$ -	\$ -	\$ 50.00	Overpayment
101	Overpayment	\$ 81.23	\$ -	\$ -	\$ -	\$ 81.23	Overpayment
200	Overpayment	\$ 113.52	\$ -	\$ -	\$ -	\$ 113.52	Overpayment
<b>TOTAL</b>		<b>\$ 9,753.59</b>	<b>\$ 17,931.40</b>	<b>\$ 2,367.45</b>	<b>\$ 65,833.36</b>	<b>\$ 95,885.80</b>	

# Rates and Charges Analysis

For Financial Year 2014 Period 4 ,as at 1/11/2013



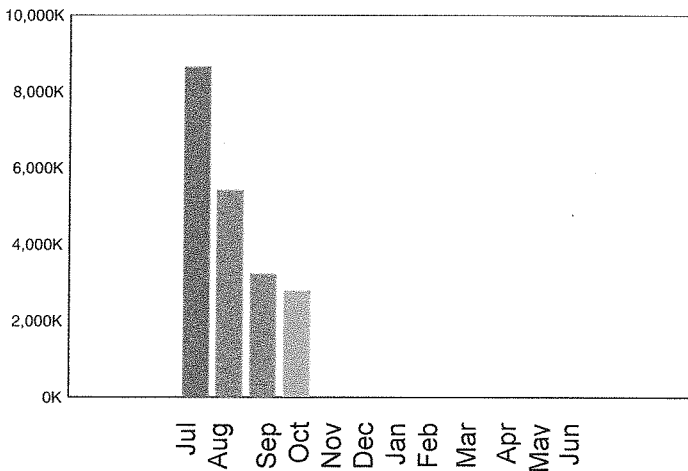
## Amounts Levied and Outstanding

<u>Rate or Charge Type</u>	<u>Amount Levied This Year</u>	<u>Total Balance Outstanding</u>
GRV General Rate	8,461,610.34	2,257,822.37
Additional Bin	88,934.78	30,982.62
Credit Balances	0.00	-27,716.06
Swimming Pool	7,645.00	3,386.67
ESL Category 1	1,223,447.01	483,663.78
ESL Category 5	0.00	4.05
Instalment Fees	15,996.00	15,987.60
Instalment PreInterest	32,607.90	32,296.68
	<b>9,830,241.03</b>	<b>2,796,427.71</b>

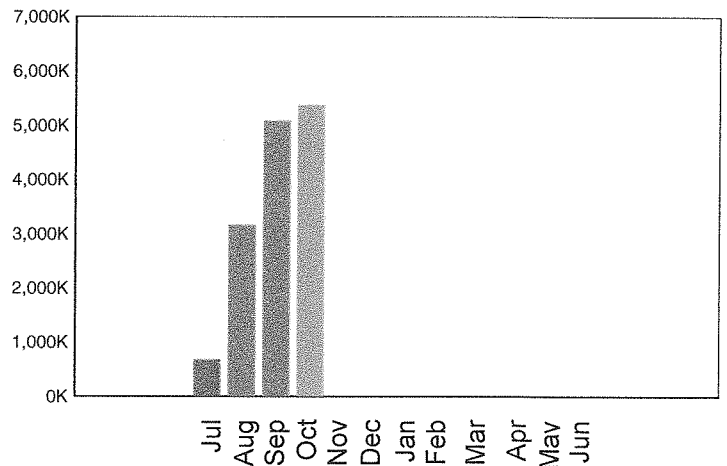
## Analysis of Outstanding Balance

<u>Bfwd At 1 July</u>	<u>Levied YTD</u>	<u>Rebated</u>	<u>Received</u>	<u>Other Trans</u>	<u>Balance</u>	
255,046.17	9,830,241.03	-566,026.10	-6,737,222.13	14,388.74	<b>2,796,427.71</b>	
	<u>Current</u>	<u>Arrears</u>	<u>Interest</u>	<u>Legal</u>	<u>Deferred</u>	<u>Balance</u>
	2,551,146.91	45,849.97	19,263.89	3,052.91	177,114.03	<b>2,796,427.71</b>

**Total Balance Outstanding By Month**



**YTD Collections By Month**



## Analysis of Assessments

Number of assessments	3,812
Number of assessments paid in full	2,157
Number of assessments with a balance outstanding	1,683
Number of assessments with arrears	219
Number of assessments on instalments	1,199
Number of assessments with pensioners or seniors	909
Number of assessments with deferred rates	28
Number of assessments with no payment yet	223

**TOWN OF COTTESLOE**

**CAPITAL WORKS PROGRAMME  
FOR THE PERIOD ENDED 1 JULY 2013 TO 31 OCTOBER 2013**

<b>PROJECT NO</b>	<b>PROJECT</b>	<b>2013-2014 YTD ACTUAL</b> \$	<b>2013-2014 YTD BUDGET</b> \$	<b>2013-2014 BUDGET</b> \$	<b>Variations Budget to YTD Actual</b> \$	<b>Variations Budget to YTD Actual</b> %
<b>3.4120.2</b>	<b>LAND DEVELOPMENT</b> Old Cottesloe Depot Site	24,944	0	0	(24,944)	
<b>5.1068.2</b>	<b>CARPARK CONSTRUCTION</b> Forrest Street	1,770	0	70,000	(1,770)	
<b>5.1136.2</b>	Napier Street	89,272	0	134,000	(89,272)	
<b>5.3065.2</b>	Station Street	8,758	0	0	(8,758)	
<b>10.9000.2</b>	<b>DRAINAGE CONSTRUCTION</b> Cottesloe various	4,500	3,334	10,000	(1,166)	(35%)
<b>15.1002.2</b>	<b>FOOTPATH CONSTRUCTION</b> Ackland Way	0	2,500	2,500	2,500	100%
<b>15.1016.2</b>	Barsden Street	0	14,300	14,300	14,300	100%
<b>15.1026.2</b>	Brighton Street	0	18,100	18,100	18,100	100%
<b>15.1030.2</b>	Broome Street	0	0	17,300	0	
<b>15.1086.2</b>	Griver Street	0	0	16,900	0	
<b>15.1104.2</b>	Kathleen Street	26,302	0	25,900	(26,302)	
<b>15.1114.2</b>	Loma Street	14,710	0	14,800	(14,710)	
<b>15.1128.2</b>	Marmion Street	0	10,600	10,600	10,600	100%
<b>15.9000.2</b>	Bike Plan Works	4,150	130,000	130,000	125,850	97%
<b>15.9000.5</b>	Disability Access Ramp - Foreshore	328,492	263,755	263,755	(64,737)	(25%)

**TOWN OF COTTESLOE**

**CAPITAL WORKS PROGRAMME  
FOR THE PERIOD ENDED 1 JULY 2013 TO 31 OCTOBER 2013**

<b>PROJECT NO</b>	<b>PROJECT</b>	<b>2013-2014 YTD ACTUAL</b>	<b>2013-2014 YTD BUDGET</b>	<b>2013-2014 BUDGET</b>	<b>Variations Budget to YTD Actual</b>	<b>Variations Budget to YTD Actual</b>
		\$	\$	\$	\$	%
20.9000.2	<b>IRRIGATION CONSTRUCTION</b> Cottesloe	1,206	6,668	20,000	5,462	82%
25.9000.2	<b>LANEWAY CONSTRUCTION</b> Cottesloe	0	81,200	81,200	81,200	100%
30.9000.2	<b>PARKS AND RESERVES CONSTRUCTION</b> Playgrounds various Cottesloe Natural Area Upgrade	850	30,000	30,000	29,150	97%
30.9000.5		65	5,002	15,000	4,937	99%
35.4050.2	<b>PROPERTY CONSTRUCTION</b> Civic Centre - Voltage Optimisation Civic Centre - Air Conditioning Joint Library Civic Centre Grounds Restoration	0	0	31,500	31,500	
35.4050.5		0	0	80,000	80,000	
35.4135.2		3,888	0	0	0	
35.6030.2		26,693	73,348	220,000	46,655	64%
40.1036.2	<b>ROAD CONSTRUCTION/ REHABILITATION</b> Chamberlain Street Elizabeth Street Geraldine Street Jarrad Street Salvado Street William Street Windsor Street	0	0	62,200	0	
40.1058.2		0	54,600	54,600	54,600	100%
40.1074.2		0	15,800	15,800	15,800	100%
40.1098.2		0	19,800	19,800	19,800	100%
40.1168.2		5,893	0	27,100	(5,893)	
40.1202.2		1,730	0	22,800	(1,730)	
40.1204.2		9,752	24,500	24,500	14,748	60%



**TOWN OF COTTESLOE**

**CAPITAL WORKS PROGRAMME  
FOR THE PERIOD ENDED 1 JULY 2013 TO 31 OCTOBER 2013**

<b>PROJECT NO</b>	<b>PROJECT</b>	<b>2013-2014 YTD ACTUAL</b> \$	<b>2013-2014 YTD BUDGET</b> \$	<b>2013-2014 BUDGET</b> \$	<b>Variations Budget to YTD Actual</b> \$	<b>Variations Budget to YTD Actual</b> %
41.1048.2	<b>ROAD SAFETY &amp; SPEED RESTRICTION</b>					
41.9000.2	Curtin Avenue Safety & Speed Program Yr 3	12,448 17,000	0 0	0 55,000	(12,448) (17,000)	
42.9000.2.	<b>STREET FURNITURE</b>					
	Three Bin System	139,843	0	0	(139,843)	
43.6080.2.57	<b>MISCELLANEOUS INFRASTRUCTURE</b>					
43.9000.2.57	Viewing Tower - Foreshore	0	32,000	32,000	32,000	100%
43.9000.2.57	Town Centre Improvements	0	0	100,000	0	
43.1176.2	Sculpture	4,516	0	70,000	(4,516)	
	CCTV - Station Street	41,928	0	0	(41,928)	
47.9000.2.57	<b>PLANT &amp; VEHICLES</b>					
47.9000.2.57	Passenger Vehicle - CEO	48,406	45,000	45,000	(3,406)	(8%)
47.9000.2.57	Passenger Vehicle - SPO	0	36,000	36,000	36,000	100%
47.9000.2.57	Passenger Vehicle - MDS	0	36,000	36,000	36,000	100%
47.9000.2.57	Passenger Vehicle - MES	0	36,000	36,000	36,000	100%
47.9000.2.57	Passenger Vehicle - WS	0	33,000	33,000	33,000	100%
47.9000.2.57	Passenger Vehicle - Ranger	0	0	35,000	0	
47.9000.2.57	Utility Vehicle - AWS	25,450	24,600	24,600	(850)	(3%)
47.9000.2.57	Depot Utility Vehicles (3)	66,835	71,000	71,000	4,165	6%
47.9000.2.57	Kubota Mower	24,200	29,000	29,000	4,800	17%
47.9000.2.57	Stihl Pole Pruners (2)	3,480	2,600	2,600	(880)	(34%)
47.9000.2.57	Stihl Chain Saws (3)	2,765	3,700	3,700	935	25%
47.9000.2.57	Stihl Hedge Trimmers (2)	0	1,000	2,000	1,000	100%
47.9000.2.57	Stihl Brush Cutters (3)	2,955	3,600	3,600	645	18%

TOWN OF COTTESLOE

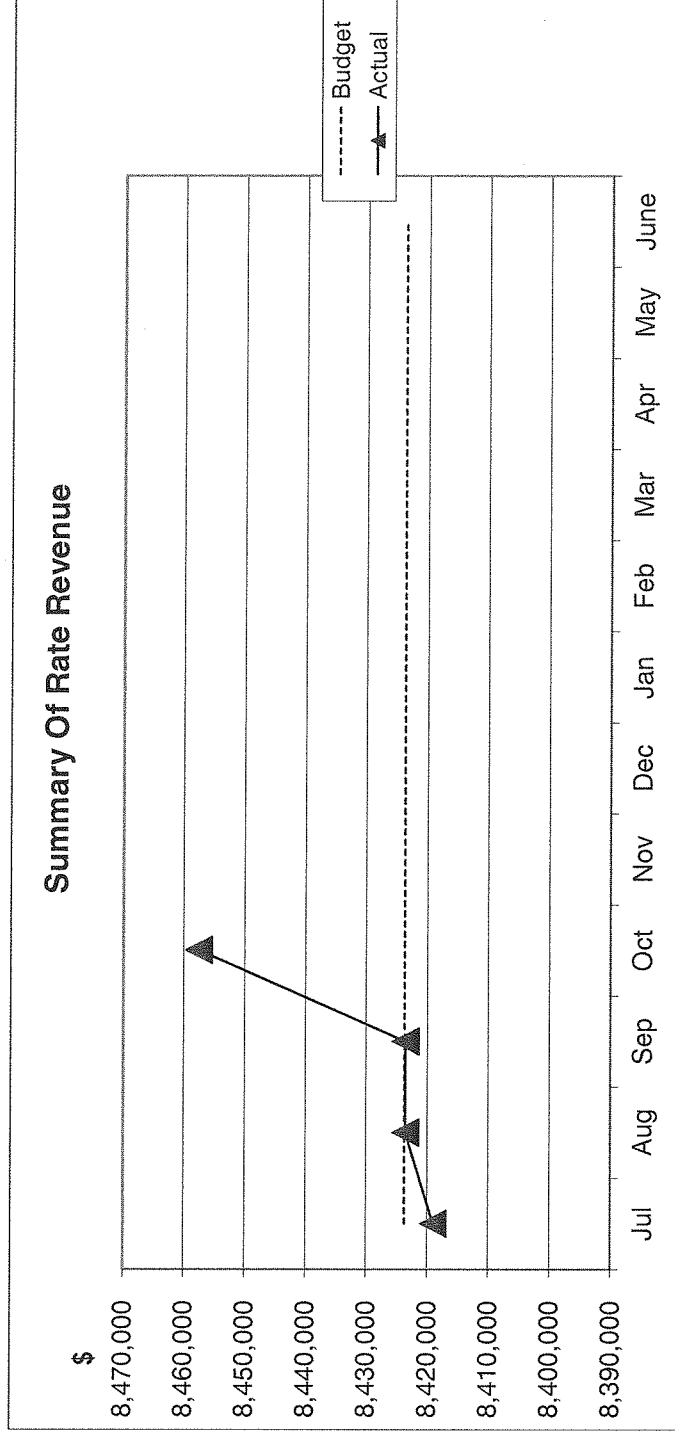
CAPITAL WORKS PROGRAMME  
FOR THE PERIOD ENDED 1 JULY 2013 TO 31 OCTOBER 2013

PROJECT NO	PROJECT	2013-2014 YTD ACTUAL \$	2013-2014 YTD BUDGET \$	2013-2014 BUDGET \$	Variations Budget to YTD Actual \$	Variations Budget to YTD Actual %
	<b>IT, OFFICE EQUIPMENT &amp; FURNITURE</b>					
49.9000.2.57	Civic Centre Furniture	13,125	1,667	5,000	1,667	100%
49.9000.2.57	Desktop Devices	7,216	2,545	7,636	(4,671)	(183%)
49.9000.2.57	Mobile Devices	14,554	1,591	4,773	(12,963)	(815%)
49.9000.2.57	Photocopier	0	6,667	20,000	6,667	100%
49.9000.2.57	TRIM Upgrade	0	5,000	15,000	5,000	100%
49.9000.2.57	Authority Upgrade	0	10,000	30,000	10,000	100%
	Offsite replication of VM's as part of Data Recovery Plan	0	4,368	13,104	4,368	100%
49.9000.2.57	Upgrade/Replacement of Network Switches	0	1,416	4,248	1,416	100%
49.9000.2.57	Replacement of SAN	11,694	5,826	17,478	(5,868)	(101%)
49.9000.2.57	Virtual Server Upgrades	20,000	9,173	27,520	(10,827)	(118%)
49.9000.2.57	Data Rack for New Depot	0	429	1,254	429	100%
	<b>Totals</b>	<b>1,009,390</b>	<b>1,155,689</b>	<b>2,193,168</b>	<b>163,312</b>	<b>13%</b>

# TOWN OF COTTESLOE

## GRAPHICAL SUMMARY BY NATURE & TYPE FOR 2013 - 2014

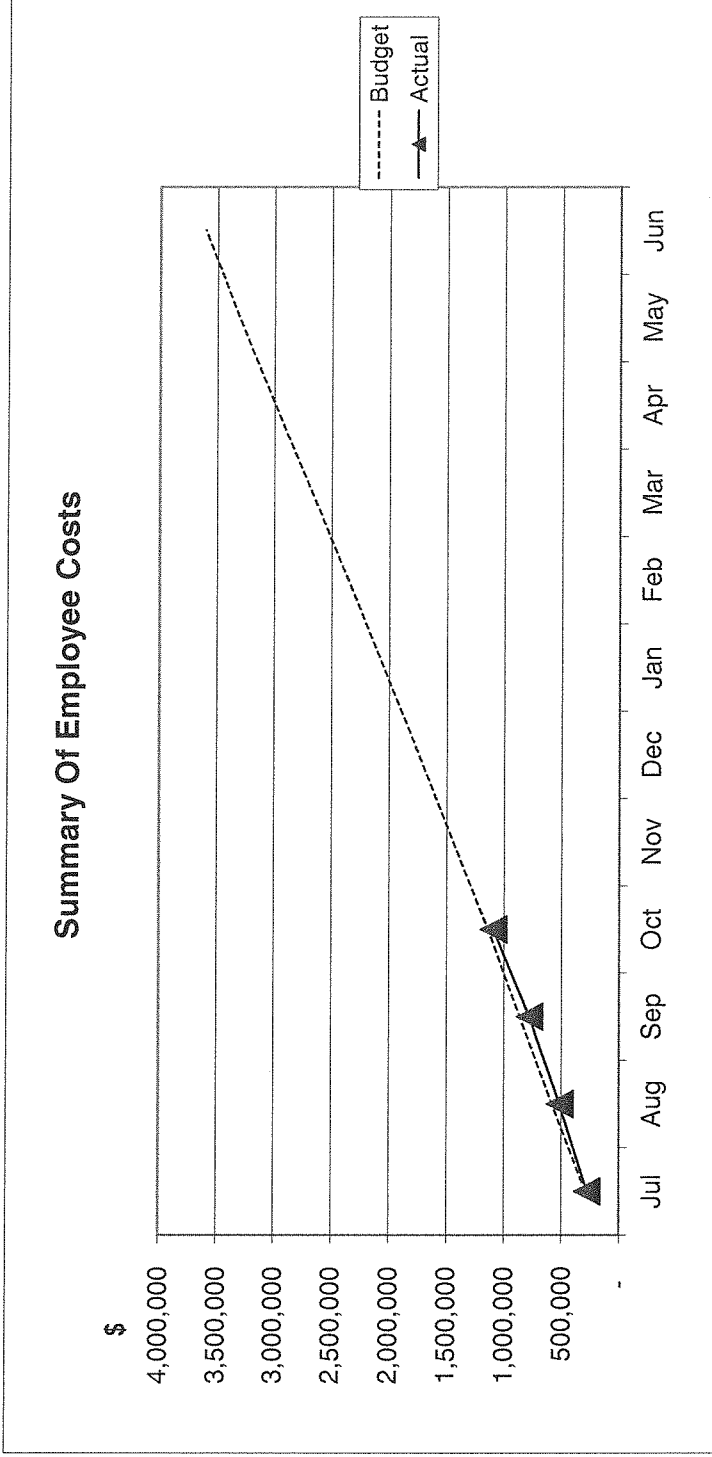
FOR THE PERIOD ENDED 1 JULY 2013 TO 31 OCTOBER 2013



# TOWN OF COTTESLOE

## GRAPHICAL SUMMARY BY NATURE & TYPE FOR 2013 - 2014

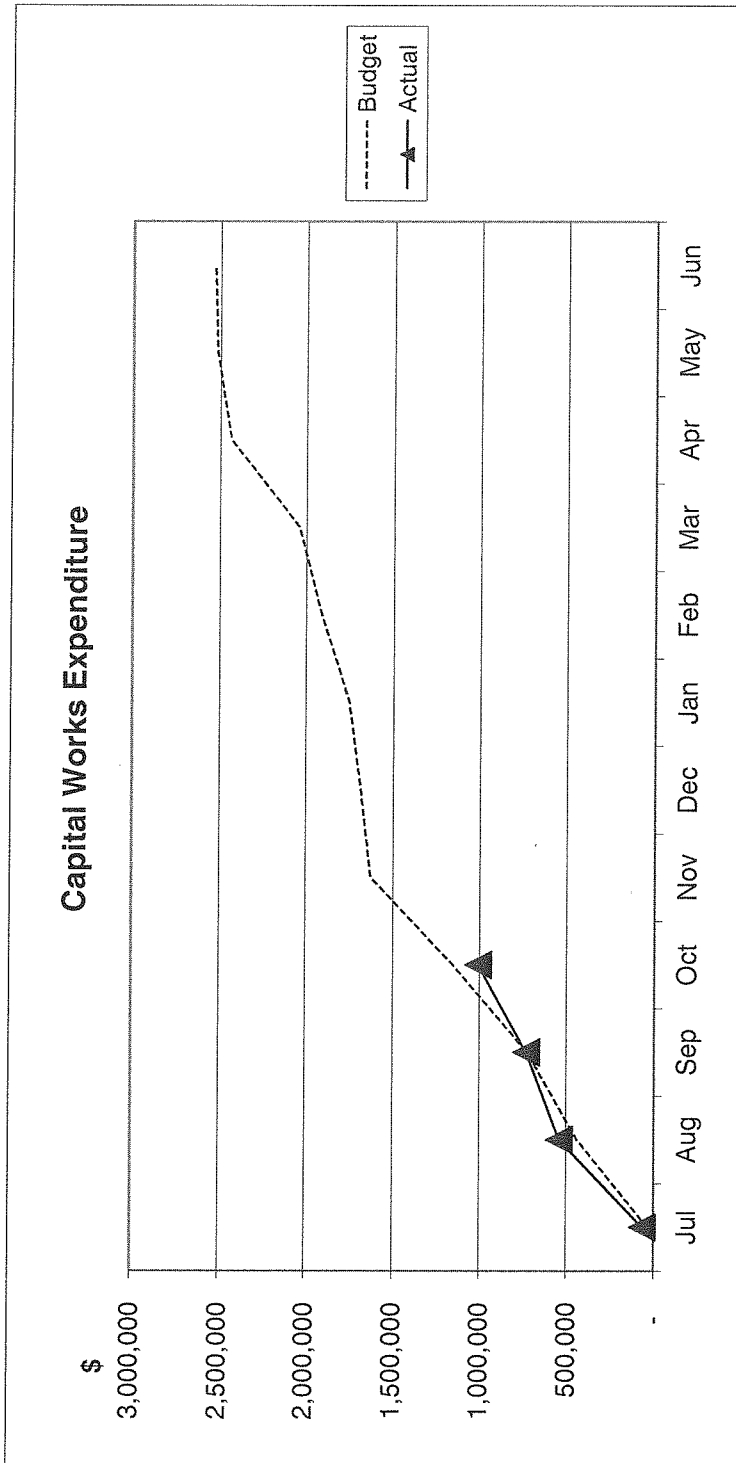
FOR THE PERIOD ENDED 1 JULY 2013 TO 31 OCTOBER 2013



# TOWN OF COTTESLOE

## GRAPHICAL SUMMARY BY NATURE & TYPE FOR 2013 - 2014

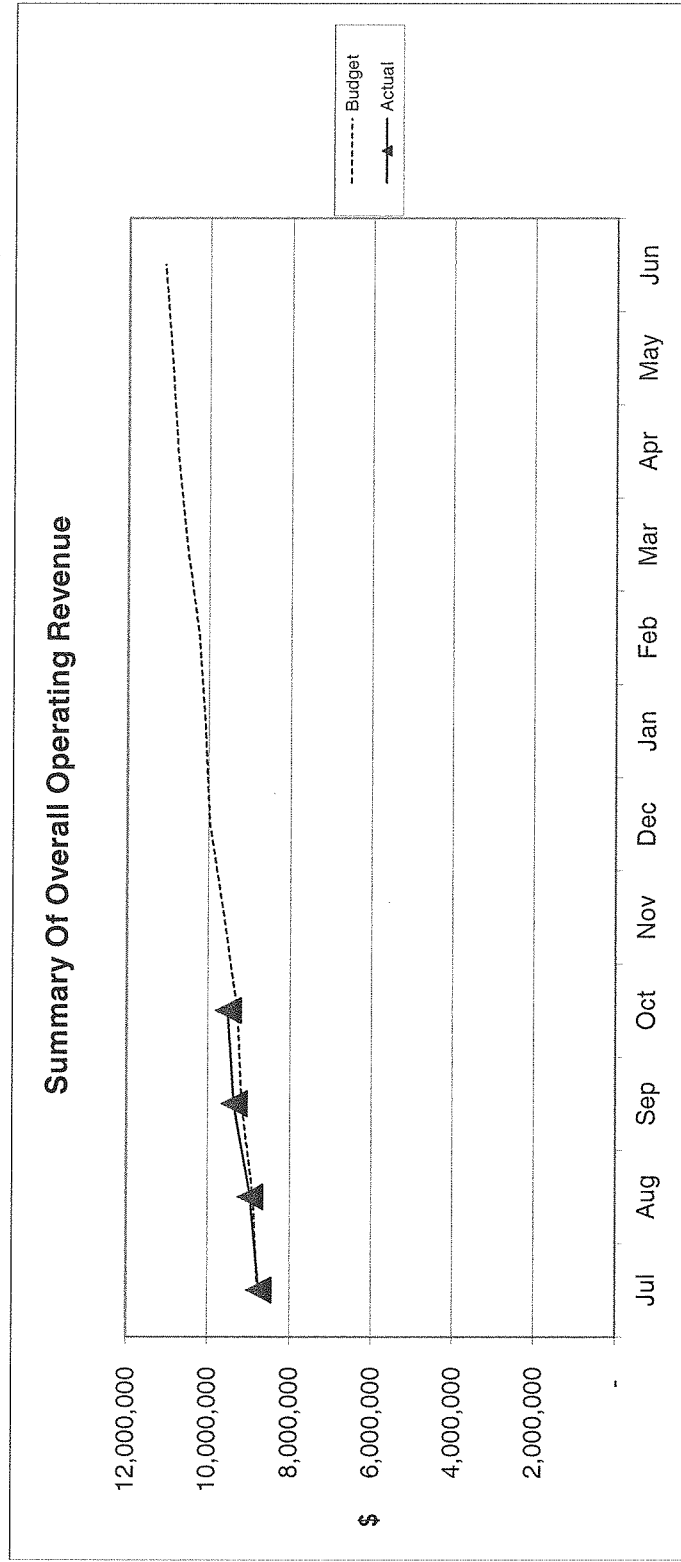
FOR THE PERIOD ENDED 1 JULY 2013 TO 31 OCTOBER 2013



# TOWN OF COTTESLOE

## GRAPHICAL SUMMARY OF REVENUE, EXPENDITURE AND NET POSITION FOR 2013 - 2014

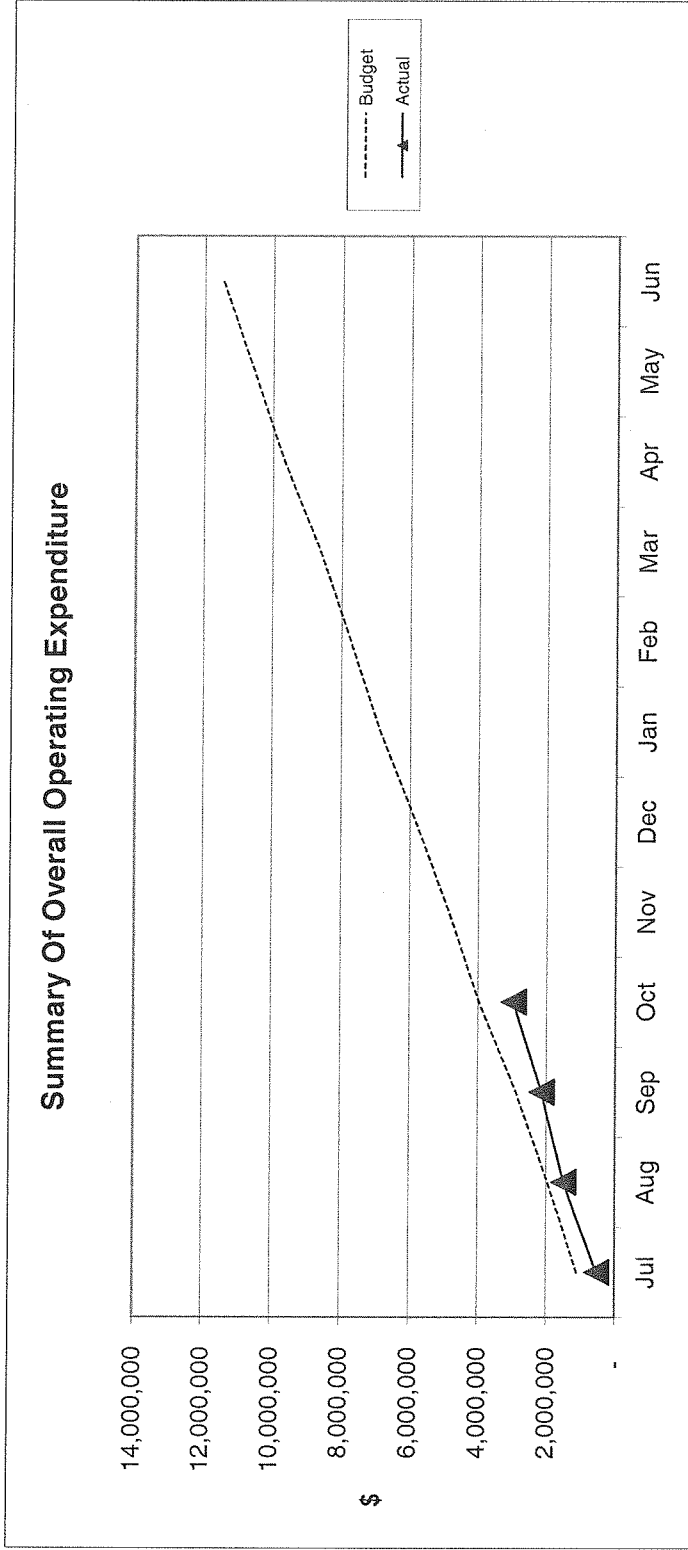
FOR THE PERIOD ENDED 1 JULY 2013 TO 31 OCTOBER 2013



# TOWN OF COTTESLOE

## GRAPHICAL SUMMARY OF REVENUE, EXPENDITURE AND NET POSITION FOR 2013 - 2014

FOR THE PERIOD ENDED 1 JULY 2013 TO 31 OCTOBER 2013



# TOWN OF COTTESLOE

## GRAPHICAL SUMMARY OF REVENUE, EXPENDITURE AND NET POSITION FOR 2013 - 2014 FOR THE PERIOD ENDED 1 JULY 2013 TO 31 OCTOBER 2013

