


TOWN OF COTTESLOE



FINANCIAL STATEMENTS

FOR THE PERIOD 1 JULY 2012 TO 31 MAY 2013

PRESENTED TO THE WORKS AND CORPORATE SERVICES

COMMITTEE ON 18 JUNE 2013

TOWN OF COTTESLOE
FINANCIAL STATEMENTS
FOR THE PERIOD 1 JULY 2012 TO 31 MAY 2013

TABLE OF CONTENTS

Statement of Financial Activity	1
Operating Statement By Program	2
Operating Statement By Nature & Type	3
Balance Sheet	4 - 5
Surplus/(Deficit Position)	6
Variance Analysis	7 - 11
Budget Amendments	12
Other Information	
- List of Payments	13 - 20
- Reserves	21 - 22
- Investments	23
- Loans	24
- Sundry Debtors	25
- Rates	26
- Capital Works Programme	27 - 30
- Graphs	31 - 36

TOWN OF COTTESLOE
STATEMENT OF FINANCIAL ACTIVITY

FOR THE PERIOD ENDED 1 JULY 2012 TO 31 MAY 2013

	2012-2013 YTD Actual \$	2012-2013 YTD Budget \$	2012-2013 Adopted Budget \$	Variances YTD Actual to YTD Budget \$	Variances YTD Actual to YTD Budget %
Operating Revenue					
General Purpose Funding	430,116	395,659	411,578	34,457	9%
Governance	40,939	33,276	36,300	7,663	23%
Law, Order and Public Safety	16,747	14,363	14,700	2,384	17%
Health	96,786	72,711	73,550	24,075	33%
Education and Welfare	33,912	28,492	34,900	5,420	19%
Community Amenities	490,849	364,206	430,750	126,643	35%
Recreation and Culture	456,261	336,897	369,312	119,364	35%
Transport	1,133,571	704,979	748,305	428,592	61%
Economic Services	126,047	128,756	140,450	(2,709)	(2%)
Other Property and Services	21,889	1,375	1,500	20,514	1,492%
Total Operating Revenue	2,847,117	2,080,714	2,261,345	766,403	37%
Operating Expenditure					
General Purpose Funding	(190,090)	(199,410)	(216,074)	9,320	5%
Governance	(523,328)	(549,465)	(625,223)	26,137	5%
Law, Order and Public Safety	(225,708)	(232,852)	(254,613)	7,144	3%
Health	(147,421)	(200,805)	(219,032)	53,384	27%
Education and Welfare	(182,652)	(174,582)	(185,571)	(8,070)	(5%)
Community Amenities	(2,698,724)	(2,738,282)	(2,980,663)	39,558	1%
Recreation and Culture	(3,098,674)	(2,998,849)	(3,164,950)	(99,825)	(3%)
Transport	(2,605,131)	(2,399,694)	(2,618,125)	(205,437)	(9%)
Economic Services	(306,048)	(313,387)	(333,671)	7,339	2%
Other Property and Services	(15,732)	(1,511)	0	(14,221)	(941%)
Total Operating Expenditure	(9,993,508)	(9,808,837)	(10,597,922)	(184,671)	(2%)
Adjustments for Non Cash					
(Profit)/Loss on Asset Disposal	(26,851)	0	0	(26,851)	0%
Movement in Deferred Pensioners	25,146	0	0	25,146	0%
Movement in Employee Benefit Provisions	43,505	0	0	(43,505)	0%
Depreciation	1,852,293	1,699,133	1,853,525	(153,160)	(9%)
Total Adjustments for Non Cash	1,894,093	1,699,133	1,853,525	194,960	11%
Capital Expense and Revenue					
Additions - Furniture & Equipment	(44,388)	(34,556)	(37,700)	(9,832)	(28%)
Additions - Land & Buildings	(351,788)	(269,926)	(291,725)	(81,862)	(30%)
Additions - Plant & Equipment	(130,367)	(142,300)	(142,300)	11,933	8%
Additions - Roads	(386,495)	(407,540)	(407,550)	21,045	5%
Additions - Car Parks	(445,710)	0	0	(445,710)	#DIV/0!
Additions - Footpaths	(152,698)	(430,081)	(430,069)	277,383	64%
Additions - Drainage	2,982	(18,356)	(20,020)	21,338	116%
Additions - Parks & Reserves	(44,783)	(25,196)	(30,000)	(19,587)	(78%)
Additions - Miscellaneous	(110,223)	(44,137)	(44,925)	(66,086)	(150%)
Additions - Right of Ways	(49,020)	(78,200)	(78,200)	29,180	37%
Additions - Irrigation	(5,053)	(20,200)	(20,200)	15,147	75%
Proceeds from Disposal of Assets	66,912	67,950	67,950	(1,038)	(2%)
Proceeds from New Loans	0	0	0	0	#DIV/0!
Principal Repayments/Disbursements	(337,457)	(337,457)	(337,457)	0	0%
Self Supporting Principal Repayments	43,143	43,141	43,141	2	0%
Transfer from Reserves	586,132	0	0	586,132	
Transfer to Reserves	(872,067)	(34,651)	(37,802)	(837,416)	(2,417%)
Total Capital Expense and Revenue	(2,230,880)	(1,731,509)	(1,766,857)	(499,371)	(29%)
Opening Surplus / (Deficit)	770,273	134,597	134,597	635,676	472%
Closing Surplus / (Deficit)	1,477,301	489,410	0	987,891	202%
AMOUNT REQUIRED FROM RATES	(8,190,206)	(8,115,312)	(8,115,312)	(74,894)	(1%)

TOWN OF COTTESLOE

OPERATING STATEMENT BY PROGRAM

FOR THE PERIOD ENDED 1 JULY 2012 TO 31 MAY 2013

	2012-2013 Actual \$	2012-2013 YTD Budget \$	2012-2013 Budget \$	Variances Budget to YTD Actual \$	Variances Budget to YTD Actual %
Revenue from Ordinary Activities					
General Purpose Funding	8,620,936	8,510,971	8,526,890	109,965	1%
Governance	37,270	33,276	36,300	3,994	12%
Law, Order and Public Safety	16,747	14,363	14,700	2,384	17%
Health	96,786	72,711	73,550	24,075	33%
Education and Welfare	33,912	28,492	34,900	5,420	19%
Community Amenities	490,838	364,206	430,750	126,632	35%
Recreation and Culture	393,691	333,729	365,856	59,962	18%
Transport	998,438	460,072	503,398	538,366	117%
Economic Services	126,047	128,756	140,450	(2,709)	(2%)
Other Property and Services	17,092	1,375	1,500	15,717	1,143%
Total Operating Revenue	10,831,757	9,947,951	10,128,294	883,806	9%
Expenses from Ordinary Activities					
General Purpose Funding	(190,090)	(199,410)	(216,074)	9,320	5%
Governance	(523,307)	(548,090)	(623,721)	24,783	5%
Law, Order and Public Safety	(225,708)	(232,852)	(254,613)	7,144	3%
Health	(147,421)	(200,805)	(219,031)	53,384	27%
Education and Welfare	(182,652)	(174,582)	(185,571)	(8,070)	(5%)
Community Amenities	(2,698,724)	(2,738,282)	(2,980,664)	39,558	1%
Recreation and Culture	(2,742,037)	(2,618,366)	(2,784,468)	(123,671)	(5%)
Transport	(2,605,064)	(2,399,694)	(2,618,126)	(205,370)	(9%)
Economic Services	(306,048)	(313,387)	(333,671)	7,339	2%
Other Property and Services	(15,733)	(1,511)	0	(14,222)	(941%)
Total Operating Expenditure	(9,636,784)	(9,426,979)	(10,215,939)	(209,805)	(2%)
Borrowing Costs					
Governance	(20)	(1,375)	(1,500)	1,355	99%
Recreation and Culture	(352,814)	(380,483)	(380,483)	27,669	7%
Total	(352,834)	(381,858)	(381,983)	29,024	8%
Grants / Contributions for Asset Development					
Recreation and Culture	60,000	3,168	3,456	56,832	1,794%
Transport	116,907	244,907	244,907	(128,000)	(52%)
Total	176,907	248,075	248,363	(71,168)	(29%)
Profit/ (Loss) on Asset Disposal					
Governance	3,669	0	0	3,669	
Community Amenities	10	0	0	10	
Recreation and Culture	(1,253)	0	0	(1,253)	
Transport	19,628	0	0	19,628	
Other Property and Services	4,797	0	0	4,797	
Total	26,851	0	0	26,851	
NET PROFIT OR LOSS	1,045,897	387,189	(221,265)	658,708	(170%)

TOWN OF COTTESLOE

OPERATING STATEMENT BY NATURE & TYPE

FOR THE PERIOD ENDED 1 JULY 2012 TO 31 MAY 2013

	2012-2013 YTD Actual \$	2012-2013 YTD Budget \$	2012-2013 Adopted Budget \$	Variances Budget to Actual YTD \$	Variances Budget to Actual YTD %
Operating Revenue					
Rates	8,190,821	8,115,312	8,115,312	75,509	1%
Grants - Operating	159,006	228,578	228,578	(69,572)	(30%)
Fees & Charges	1,918,350	1,231,528	1,356,100	686,822	56%
Interest Earnt	261,763	166,054	180,400	95,709	58%
Other Revenue	301,818	206,479	247,904	95,339	46%
Total Operating Revenue	10,831,758	9,947,951	10,128,294	883,807	9%
Operating Expenditure					
Employee Costs	(2,947,625)	(3,092,305)	(3,497,000)	144,680	5%
Contractors and Materials	(3,655,745)	(3,433,003)	(3,591,369)	(222,742)	(6%)
Depreciation	(1,852,293)	(1,699,133)	(1,853,525)	(153,160)	(9%)
Insurance	(173,006)	(158,412)	(146,160)	(14,594)	(9%)
Interest Expense	(352,834)	(381,858)	(381,983)	29,024	8%
Utility Costs	(245,221)	(288,610)	(312,910)	43,389	15%
Other Expenses	(762,895)	(755,516)	(814,975)	(7,379)	(1%)
Total Operating Expenditure	(9,989,619)	(9,808,837)	(10,597,922)	(180,782)	(2%)
Grants/Contributions - Non Operating	176,907	248,075	248,363	(71,168)	(29%)
Profit on Asset Disposals	30,741	0	0	30,741	
Loss on Asset Disposals	(3,890)	0	0	(3,890)	
NET PROFIT OR LOSS	1,045,897	387,189	(221,265)	658,708	170%

TOWN OF COTTESLOE

STATEMENT OF FINANCIAL POSITION

FOR THE PERIOD 1 JULY 2012 TO 31 MAY 2013

	2012-2013 YTD Actual	2011-2012 YTD Actual	2011-2012 Actual
CURRENT ASSETS			
Receivables			
Rates	181,365	260,065	107,140
Sundry Debtors	54,061	98,797	82,749
Accrued Income	15,253	0	60,673
Self Supporting Loans	0	43,143	43,143
Other	0	(300)	0
GST	0	0	(9)
Inventories			
Stock - Books	46,125	46,404	46,125
Cash Assets			
Municipal Account	77,039	80,511	(13,992)
Till Floats	700	700	700
Investment Account	610,315	192,981	1,253
Term Investments	1,488,402	1,403,477	1,422,383
Restricted - Reserves	1,297,745	861,261	1,011,812
Restricted - Trust	572,633	565,928	572,740
TOTAL CURRENT ASSETS	4,343,638	3,552,967	3,334,717
CURRENT LIABILITIES			
Payables	87,052	127,676	216,074
Payable Trust	607,748	574,577	564,307
Accrued Expenses	868,444	617,905	729,108
Interest Bearing Liabilities	0	337,457	337,457
Provisions	479,253	400,076	445,670
TOTAL CURRENT LIABILITIES	2,042,497	2,057,691	2,292,616
NON CURRENT ASSETS			
Receivables			
Deferred Rates & ESL	180,274	191,913	205,420
Self Supporting Loans	337,611	337,611	337,611
Property Plant and Equipment			
Furniture and Equipment	341,956	417,790	400,543
Land and Buildings	12,097,743	12,120,439	12,082,678
Plant and Equipment	571,276	705,695	678,718
Equity Investments	1,213,798	1,216,445	1,213,798
Infrastructure			
Roads	6,839,759	7,162,902	7,092,456
Car Parks	445,710		0
Footpaths	1,709,731	1,722,305	1,725,491
Drainage	3,452,710	3,559,643	3,551,002
Parks and Reserves	161,653	175,362	182,751
Miscellaneous	719,626	688,450	761,859
Street Furniture	210,487	239,723	234,287
Right of Ways	198,785	129,811	154,734
Irrigation	290,833	354,618	350,560
TOTAL NON CURRENT ASSETS	28,771,952	29,022,707	28,971,908

TOWN OF COTTESLOE
STATEMENT OF FINANCIAL POSITION
FOR THE PERIOD 1 JULY 2012 TO 31 MAY 2013

	2012-2013 YTD Actual	2011-2012 YTD Actual	2011-2012 Actual
NON CURRENT LIABILITIES			
Interest Bearing Liabilities	5,870,772	5,870,772	5,870,772
Provisions	66,507	45,428	53,320
TOTAL NON CURRENT LIABILITIES	5,937,279	5,916,200	5,924,092
NET ASSETS	25,135,814	24,601,783	24,089,917
EQUITY			
Reserves - Cash Backed	1,297,747	861,261	1,011,812
Reserves - Asset Revaluation	98,818	109,426	98,818
Retained Surplus	23,739,249	23,631,096	22,979,287
TOTAL EQUITY	25,135,814	24,601,783	24,089,917
RESERVES - CASH BACKED			
Opening Balance	1,011,812	736,655	736,655
Transfer to Reserves	872,067	380,269	530,820
Transfer from Reserves	(586,132)	(255,663)	(255,663)
TOTAL RESERVES - CASH BACKED	1,297,747	861,261	1,011,812
RESERVES - ASSET REVALUATION			
Opening Balance	98,818	109,426	98,818
TOTAL RESERVES - ASSET REVALUATION	98,818	109,426	98,818
RETAINED SURPLUS			
Opening Balance	22,979,287	23,071,255	23,071,254
Change in Net Assets from Operations	1,045,897	684,447	183,190
Transfer from Reserve	586,132	255,663	255,663
Transfer to Reserve	(872,067)	(380,269)	(530,820)
TOTAL RETAINED SURPLUS	23,739,249	23,631,096	22,979,287
TOTAL EQUITY	25,135,814	24,601,783	24,089,917

TOWN OF COTTESLOE

SURPLUS/(DEFICIT) ANALYSIS

FOR THE PERIOD 1 JULY 2012 TO 31 MAY 2013

	YTD Actual (31 May 2013 Carried Forward) \$	2013 (1 July 2012 Brought Forward) \$
Surplus/(Deficit)	1,477,301	770,273
<u>Comprises:</u>		
Cash - Unrestricted	2,141,341	1,404,732
Cash - Restricted	1,297,745	1,011,812
Unspent Grant Transfer	0	5,610
Rates - Current	181,365	107,140
Sundry Debtors	54,176	91,173
Accrued Income	15,253	60,673
Inventories - History Books	46,125	46,125
Less:		
Reserves - Restricted Cash	(1,297,745)	(1,011,812)
Sundry Creditors	(87,052)	(216,072)
Accrued Expenses	(699,455)	(483,711)
Accrued Interest on Debentures	(75,242)	(109,429)
Accrued Salaries and Wages	(93,748)	(135,968)
Current Employee Benefits Provision	(479,253)	(482,354)
Add back: Component of Leave Liability not required to be funded	477,253	482,354
Other	(3,462)	0
Surplus/(Deficit)	1,477,301	770,273

TOWN OF COTTESLOE

STATEMENT OF FINANCIAL ACTIVITY - VARIANCE ANALYSIS
FOR THE PERIOD ENDED 1 JULY 2012 TO 31 MAY 2013

Note 2. VARIANCES (Report on material variances from the Statement of Financial Activity)
(Material variances are deemed to be greater than 15% or \$25,000)

OPERATING REVENUE

<u>Program/Nature & Type</u>	<u>YTD Actual</u>	<u>YTD Budget</u>	<u>Variance</u>	<u>Variance</u>	<u>Impact of Variation</u>	<u>Main Factors</u>	<u>Manager</u>	<u>Officer</u>	<u>Main Factors Influencing Variance</u>
	\$	\$	\$	%		\$			
General Purpose Funding	430,116	395,659	34,457	9%	Extra revenue	77,124	FM	FM	Extra interest income from Investments
					Extra revenue	18,123	FM	FM	Extra interest income from outstanding rates
					Revenue paid in advance	(71,920)	FM	FM	FAGS Grant paid in advance
Governance	40,939	33,276	7,663	23%	Mainly Timing	7,663	FM	FM	Timing of reimbursements
Law, Order & Public Safety	16,747	14,363	2,384	17%	Extra revenue	2,384	FM	FM	Extra fees etc
Health	96,786	72,711	24,075	33%	Extra revenue	20,000	PEHO	PEHO	Health premises fine not budgeted
Education & Welfare	33,912	28,492	5,420	19%	Extra revenue	4,801	FM	FM	Extra reimbursements
Community Amenities	490,849	364,206	126,643	35%	Extra revenue	26,737	PEHO	PEHO	Extra revenue from domestic additional domestic refuse charges
					Extra revenue	61,025	MDS	MDS	Extra revenue from town planning fees
Recreation & Culture	456,261	336,897	119,364	35%	Extra revenue offset by extra expenditure	53,849	FM	FM	Reimbursement of wages
					Matched by capital expenditure	60,000	FM	FM	To bring gifted sculpture to account

TOWN OF COTTESLOE

STATEMENT OF FINANCIAL ACTIVITY - VARIANCE ANALYSIS
FOR THE PERIOD ENDED 1 JULY 2012 TO 31 MAY 2013

Note 2. VARIANCES (Report on material variances from the Statement of Financial Activity)
OPERATING REVENUE - Continued

<u>Program/Nature & Type</u>	<u>YTD Actual</u>	<u>YTD Budget</u>	<u>Variance</u>	<u>Variance</u>	<u>Impact of Variation</u>	<u>Main Factors</u>	<u>Manager</u>	<u>Officer</u>	<u>Main Factors Influencing Variance</u>
	\$	\$	\$	%		\$			
Transport	1,133,571	704,979	428,592	61%	Extra revenue Timing	519,709 (128,000)	MCCS FM	SR FM	Extra revenue from parking Timing of grant funding
Other Property & Services	21,889	1,375	20,514	1,492%	Extra revenue	20,514	FM	FM	Extra revenue from rental charges

OPERATING EXPENDITURE

<u>Program/Nature & Type</u>	<u>YTD Actual</u>	<u>YTD Budget</u>	<u>Variance</u>	<u>Variance</u>	<u>Impact of Variation</u>	<u>Main Factors</u>	<u>Manager</u>	<u>Officer</u>	<u>Main Factors Influencing Variance</u>
	\$	\$	\$	%		\$			
Governance	(523,328)	(549,465)	26,137	5%	Timing Timing/Possible expenditure saving Timing Timing Timing Non cash	27,450	FM	FM	Timing of employee costs
Health	(147,421)	(200,805)	53,384	27%	Possible expenditure saving Possible saving	36,395 8,529	PEHO PEHO	PEHO PEHO	Vacancy in Health Reduced expenditure on legal expenses
Community Amenities	(2,698,724)	(2,738,282)	39,558	1%	Mainly timing Timing Extra expenditure Partial timing partial project deferral	14,019 24,112 (21,169) 25,203	FM MDS MDS MDS	FM MDS MDS SO	Timing of employee costs in Planning Timing of contractors in Planning Extra expenditure Carbon Neutral project deferred (\$16,000)

TOWN OF COTTESLOE

STATEMENT OF FINANCIAL ACTIVITY - VARIANCE ANALYSIS
FOR THE PERIOD ENDED 1 JULY 2012 TO 31 MAY 2013

Note 2. VARIANCES (Report on material variances from the Statement of Financial Activity)

OPERATING EXPENDITURE - Continued

<u>Program/Nature & Type</u>	<u>YTD Actual</u>	<u>YTD Budget</u>	<u>Variance</u>	<u>Variance</u>	<u>Impact of Variation</u>	<u>Main Factors</u>	<u>Manager</u>	<u>Officer</u>	<u>Main Factors Influencing Variance</u>
	\$	\$	\$	%		\$			
Recreation & Culture	(3,098,674)	(2,998,849)	(99,825)	(3%)	Timing	(89,426)	MES	FM	More than expected expenditure on parks and reserves as a result of higher public works overheads due to new depot lease charges
Transport	(2,605,131)	(2,399,694)	(205,437)	(9%)	Non cash item Extra expenditure	(68,827) (60,639)	FM MCCS	FM SR	Extra depreciation on meter eye technology Extra wages in parking Extra expenditure in roads/footpath maintenance as a result of higher public works overheads due to the new depot rental charges Extra parking processing fees
Other Property & Services	(15,732)	(1,511)	(14,221)	(941%)	Internal allocation	(14,221)	8,520	FM	Allocation rates need to be adjusted

CAPITAL, NON CASH & RESERVE TRANSFERS

<u>Program/Nature & Type</u>	<u>YTD Actual</u>	<u>YTD Budget</u>	<u>Variance</u>	<u>Variance</u>	<u>Impact of Variation</u>	<u>Main Factors</u>	<u>Manager</u>	<u>Officer</u>	<u>Main Factors Influencing Variance</u>
	\$	\$	\$	%		\$			
Non Cash									
Employee Provisions	43,505	-	(43,505)		Non cash item	(43,505)	FM	FM	Movements in employee provisions
Depreciation	1,852,293	1,699,133	(153,160)	(9%)	Non cash item	(153,160)	FM	FM	Depreciation more than budgeted

TOWN OF COTTESLOE

STATEMENT OF FINANCIAL ACTIVITY - VARIANCE ANALYSIS
FOR THE PERIOD ENDED 1 JULY 2012 TO 31 MAY 2013

Note 2. VARIANCES (Report on material variances from the Statement of Financial Activity)

Capital Expenditure - Furniture & Equipment	(44,388)	(34,556)	(9,832)	(28%) Timing	(9,832)	MCCS	FM	Timing of office equipment and IT purchases
- Land & Buildings	(351,788)	(269,926)	(81,862)	(30%) Extra Expenditure	(50,310) (46,722)	MES MES	MES SO	Budget amendments - depot re-location Budget amendments - solar panels
- Infrastructure Roads	(386,495)	(407,540)	21,045	5% Timing	21,045	MES	FM	Timing of road construction
- Infrastructure Footpaths	(152,698)	(430,081)	277,383	64% Timing	277,383	MES	FM	Timing of footpath construction plus possible deferral of works until next year
- Infrastructure Drainage	2,982	(18,356)	21,338	Timing/Partial reduced 116% expenditure	21,338	MES	FM	Timing of drainage construction
- Infrastructure Parks & Reserves	(44,783)	(25,196)	(19,587)	(78%) Extra Expenditure	(18,820)	MES	MES	Budget amendments - Jasper Green Shade Sail

TOWN OF COTTESLOE

STATEMENT OF FINANCIAL ACTIVITY - VARIANCE ANALYSIS
FOR THE PERIOD ENDED 1 JULY 2012 TO 31 MAY 2013

Note 2. VARIANCES (Report on material variances from the Statement of Financial Activity)

CAPITAL, NON CASH & RESERVE TRANSFERS - Continued

Program/Nature & Type	YTD Actual \$	YTD Budget \$	Variance \$	Variance %	Impact of Variation	Main Factors \$	Manager	Officer	Main Factors Influencing Variance
- Infrastructure Right Of Ways	(49,020)	(78,200)	29,180	37%	Reduced Expenditure	29,180	MES	FM	Reduced expenditure on right of way construction
- Infrastructure Miscellaneous	(110,223)	(44,137)	(66,086)	(150%)	Matched by Income	(60,000)	MES	FM	To bring gifted sculptures to account
- Infrastructure Irrigation	(5,053)	(20,200)	15,147	75%	Timing/Partial reduced expenditure	15,147	MES	FM	Timing of irrigation construction
- Transfers from Reserves	586,132	0	586,132		Extra transfers	586,132	FM	FM	Mainly budget amendments eg \$400,000 from the parking reserve
- Transfer to Reserves	(872,067)	(34,651)	(837,416)	(2.417%)	Extra transfers	(837,416)	FM	FM	Extra transfers to reserves as per budget review

TOWN OF COTTESLOE

BUDGET AMENDMENTS

FOR THE PERIOD ENDED 1 JULY 2012 TO 31 MAY 2013

<u>GL Account Code</u>	<u>Description</u>	<u>Council Resolution & Date</u>	<u>Classification</u>	<u>Value of Budget Amendment</u>	<u>Funding Arrangement</u>
35.4050.2	Solar Panels at the Civic Centre	11.1.1 (July 2012)	Capital Expenditure	\$ 45,000	From reserves (Civic Centre \$20,191 & property \$24,809)
41.1048.2	Blackspot Works - Lighting and Islands near Mosman Park Station	10.4.11 (August 2012)	Capital Expenditure	\$ 45,000	Blackspot funding with Grant Funding of \$90,000 and total expenditure of \$135,000
75.9000.3/75	Parks & Gardens Maintenance	10.4.12 (August 2012)	Operating Expenditure	\$ -	To commit \$20,000 of the parks and gardens maintenance budget specifically to upgrading the Marmion Street Pre-Primary Grounds
80.4125.3	Property Maintenance - Depot Site (Fremantle)	10.1.1 (September 2012)	Operating Expenditure	\$ 70,000	To lease a new Depot site in Fremantle
40.1140.2	Road Construction - North Street	10.5.7 (October 2012)	Capital Expenditure	\$ 7,500	Contribution (50%) towards North Street Intersection Upgrade
80.4120.3	Property Maintenance - Depot Site (Cottesloe)	10.6.2 (November 2012)	Operating Expenditure	\$ 80,000	To demolish existing Depot site in Cottesloe
Various	Mid Year Budget Review - various accounts	10.4.25 (February 2013)	Various	Various	Various

TOWN OF COTTESLOE

LIST OF ACCOUNTS PAID DURING MAY 2013 AND PRESENTED TO A MEETING OF THE WORKS & CORPORATE SERVICES COMMITTEE HELD ON 18th JUNE 2013

CERTIFICATE OF CHIEF EXECUTIVE OFFICER



<u>Date</u>	<u>Payment Reference</u>	<u>Payee</u>	<u>Description</u>	<u>Amount</u>
1/05/2013	00024113	D Sloan	Bond refund 29 Brighton St	\$ 1,000.00
1/05/2013	00024114	GATL Developments Pty Ltd	Bond refund 5 Brighton St	\$ 1,000.00
1/05/2013	00024115	S Reading	Bond refund 6 Henry Road	\$ 1,000.00
1/05/2013	00024116	Andrew Hossen	Reimbursement for dog tag fee	\$ 30.00
1/05/2013	00024117	Hans Van den Brink	Reimbursement of expenses - Heritage Seminar 2013	\$ 500.00
1/05/2013	00024118	Sinclair Croft	Reimbursement of expense - Heritage Seminar 2013	\$ 500.00
1/05/2013	00024119	Car Parking Technologies Ltd	Maintenance - Apr 13	\$ 1,022.54
1/05/2013	00024120	Telstra Corporation Limited	Service/equipment rental 13 Apr - 13 May	\$ 1,390.67
1/05/2013	00024121	AMP Life - SuperLeader	Superannuation contributions	\$ 188.47
1/05/2013	00024122	Colonial First State Rollover & RecruitmentSuper	Superannuation contributions	\$ 150.30
1/05/2013	00024123	Sunsuper Superannuation Fund	Superannuation contributions	\$ 158.51
1/05/2013	00024124	WA Local Govt Superannuation Plan	Superannuation contributions	\$ 301.37
1/05/2013	00024125	AMP Life - SuperLeader	Superannuation contributions	\$ 13,947.82
8/05/2013	00024126	Colonial First State Rollover & RecruitmentSuper	Superannuation contributions	\$ 188.48
8/05/2013	00024127	Sunsuper Superannuation Fund	Superannuation contributions	\$ 150.30
8/05/2013	00024128	WA Local Govt Superannuation Plan	Superannuation contributions	\$ 155.78
8/05/2013	00024129	Blackwell & Associates Pty Ltd	Superannuation contributions	\$ 301.37
8/05/2013	00024130	R L & L S Argus	Superannuation contributions	\$ 13,877.65
9/05/2013	00024131	J A & B M Davis	Cottesloe carpark concept advice	\$ 2,970.00
9/05/2013	00024132	B L Bowen	Overpayment Refund	\$ 1,559.24
9/05/2013	00024133	Jasmine Lamb	Overpayment Refund	\$ 311.43
9/05/2013	00024134	K R Marzec	Overpayment Refund	\$ 544.35
9/05/2013	00024135		Tip pass refund	\$ 40.00
9/05/2013	00024136		Bond refund 290 Marmion St	\$ 1,000.00

<u>Date</u>	<u>Payment Reference</u>	<u>Payee</u>	<u>Description</u>	<u>Amount</u>
9/05/2013	00024137	Omega Homes Pty Ltd	Bond refund 156B Marine Pde	\$1,000.00
9/05/2013	00024138	Gary & Carolyn Cossill	Overpayment Refund	\$337.15
9/05/2013	00024139	Western Australian Planning Commission	Former depot site subdivision application	\$1,988.00
14/05/2013	00024140	Alinta	Usage at Anderson Pavilion 24 Jan - 30 Apr 13	\$42.05
14/05/2013	00024141	BCITF	BCITF APRIL 2013	\$8,013.41
14/05/2013	00024142	Building Commission	BSL APRIL 2013	\$1,762.80
14/05/2013	00024143	Car Parking Technologies Ltd	Monthly maintenance of meter eye - Feb and Mar 13	\$2,045.08
14/05/2013	00024144	Fines Enforcement Registry	Enforcement action - unpaid infringements	\$13,674.00
14/05/2013	00024145	Synergy	Charges for 8 Stack St from 12 Mar - 3 May 13	\$427.65
14/05/2013	00024146	Telstra Corporation Limited	Corporate mobiles and Ipads 28 Apr - 27 May 13	\$1,439.30
15/05/2013	00024147	S S W Beilin	Bond refund 29 Congdon St	\$1,000.00
15/05/2013	00024148	D Mallion	Bond refund 35 Congdon St	\$1,000.00
15/05/2013	00024149	Androm Pty Ltd	Bond refund 104 Marine Pde	\$1,000.00
15/05/2013	00024150	Gustavo Acevedo	Refund of parking infringement	\$1,000.00
15/05/2013	00024151	A A Adams	Possum trap bond refund	\$63.50
24/05/2013	00024152	Blackwell & Associates Pty Ltd	Cottesloe Carpark Concept and OPC	\$100.00
24/05/2013	00024153	Bush Stop Florists	4 Wreath for ANZAC Day	\$330.00
24/05/2013	00024154	North Cottesloe Primary School P & V I Strzina	Contribution - Car Free Friday Breakfast	\$280.00
24/05/2013	00024155	Synergy	Elected member expense claim 1 Jan -30 Jun 13	\$200.00
24/05/2013	00024156	Bastille Developments Pty Ltd	Electricity charge 12 Mar - 15 May 13	\$4,100.00
24/05/2013	00024157	R White	Electricity charge 12 Mar - 15 May 13	\$759.65
24/05/2013	00024158	Ruth M White	Bond refund 67 Curtin Ave	\$1,000.00
24/05/2013	00024159	R J Day	Key bond refund	\$40.00
24/05/2013	00024160	Miss Nika Shahid	Refund of Lesser Hall booking 3 Nov 2013	\$250.00
24/05/2013	00024161	AMP Life - SuperLeader	Refund	\$150.00
24/05/2013	00024162	Colonial First State Rollover & RecruitmentSuper	Refund	\$100.00
24/05/2013	00024163	Sunsuper Superannuation Fund	Superannuation contributions	\$187.62
24/05/2013	00024164	WA Local Govt Superannuation Plan	Superannuation contributions	\$150.30
24/05/2013	00024165	A M Stevens	Superannuation contributions	\$164.70
31/05/2013	00024167	Synergy	Superannuation contributions	\$301.37
31/05/2013	00024168	D A Willis Nominees Pty Ltd T/A D & D L O'Mahony	Bond refund 60 Hawkstone St	\$13,872.11
31/05/2013	00024169	M R Murphy	Electricity charge 16 Mar - 16 May 13 at various locations	\$1,000.00
31/05/2013	00024170	Elizabeth Gregory	Bond refund 35A John Street	\$13,224.50
31/05/2013	00024171	Timothy J Hillsteed	Overpayment Refund	\$1,000.00
31/05/2013	00024172	By Word of Mouth Pty Ltd	Overpayment Refund	\$1,630.00
2/05/2013	638.1020	Subaru Osborne Park	Refund being overcharged on wedding fee	\$1,427.83
2/05/2013	638.1066	O'Connor Lawnmower & Chainsaw Centre	Refund of replacement bin, no longer required	\$315.00
2/05/2013	638.1099		Catering - various meetings	\$40.00
			Service and replace batteries in central	\$1,464.10
			2 pairs of folding handles for push mower	\$664.10
				\$21.60

<u>Date</u>	<u>Payment Reference</u>	<u>Payee</u>	<u>Description</u>	<u>Amount</u>
2/05/2013	638.111	Murphy's Electrical Company	Repairs to floodlights - Cottesloe Oval	\$1,456.40
2/05/2013	638.1116	Kyocera Mita Australia Pty Ltd	Meter reading for printers - Mar 13	\$751.66
2/05/2013	638.1182	Raffaels Automotive Services	Service X-Trait 1DTE315	\$1,109.00
2/05/2013	638.1200	Adams Coachlines	Coach tour of heritage sites 22 Mar 13 - Heritage Seminar 2013	\$665.00
2/05/2013	638.126	Holicim (Australia) Pty Ltd	Soak wells and Universal side entry frame and lids - Margaret St	\$13,334.25
2/05/2013	638.1361	Department of Transport	Monthly vehicle search - Mar 13	\$3,521.60
2/05/2013	638.1416	Dismantle	Basic Maintenance Course - Bike week 2013	\$840.00
2/05/2013	638.1473	Eco Resources Pty Ltd	Waste disposal fees	\$2,653.20
2/05/2013	638.1479	Environmental Wastewater C S Pty Lt	Road sweeping - Mar 13	\$5,197.52
2/05/2013	638.1509	Mastec Australia Pty Ltd	25 120Lt bins	\$1,127.50
2/05/2013	638.1578	Force Towers Pty Ltd	Hire of cherry picker with operator 10 Apr 13	\$852.50
2/05/2013	638.1582	Snap Claremont	Plan printing	\$69.00
2/05/2013	638.1583	Information Proficiency	Parking infringement Action Tracking and training/mentoring Feb and Mar 13	\$5,692.50
2/05/2013	638.16	Presswise Publications	Civic Centre News - Post Newspaper - 13 Apr 13	\$1,133.00
2/05/2013	638.1620	WA Building Codes Consultancy	Building surveyor consultancy	\$4,039.20
2/05/2013	638.1626	Young's Plumbing Service Pty Ltd	Decommission and removal of septic system at old depot site	\$3,674.00
2/05/2013	638.1627	Visy Industries Pty Ltd	100 Archive bags	\$129.72
2/05/2013	638.1629	Murley Bros Earthmoving	Backhoe hire to remove stumps - Station St sump	\$1,980.00
2/05/2013	638.1631	National Web Directory Pty Ltd	Town of Cottesloe entry in the AGD hardcopy and website	\$550.00
2/05/2013	638.1633	North Fremantle Leadlights	Replace 6 louvered windows with leadlight windows - Memorial Hall	\$2,123.00
2/05/2013	638.1634	Creative Spaces	Design and fabrication of interpretive signage	\$1,963.50
2/05/2013	638.1635	Bespoke Cabinets	Replace kitchen cabinets and bench tops at Anderson Pavilion	\$5,984.00
2/05/2013	638.1636	CoolAir-Tec	Installed split system aircon unit at new depot	\$2,970.00
2/05/2013	638.188	Bob Jane T-Mart	Puncture repair to club car tyre	\$30.00
2/05/2013	638.222	W A Richards	Remote internet access Oct 12 - Mar 13	\$300.00
2/05/2013	638.24	Iron Mountain Australia Pty Ltd	Offsite storage of records - Mar 13	\$127.16
2/05/2013	638.25	P & A Hughes & Sons	Remove waste/rubble from depot 25 Mar 13	\$1,732.50
2/05/2013	638.33	Cottesloe Medical Centre	Pre-employment medical	\$150.00
2/05/2013	638.35	Cottesloe IGA	Supplies - various	\$49.97
2/05/2013	638.37	Staples Australia Pty Ltd	Stationery order	\$224.12
2/05/2013	638.41	Baileys Fertilisers	Supply/spread fertiliser Jasper Green and Grant Marine Park	\$801.96
2/05/2013	638.46	Professional Tree Surgeons	Removal of dead gum tree	\$1,155.00
2/05/2013	638.504	L & L Design Services Pty Ltd	Engineering consultancy - 4 weeks	\$5,740.35
2/05/2013	638.508	Indiana Cottesloe Beach	Heritage Seminar Evening Function - 21 Mar 13	\$3,304.50
2/05/2013	638.540	Kerb Doctor	Install kerbs at various locations	\$1,856.25
2/05/2013	638.544	B M Pember	Consulting services	\$3,300.00
2/05/2013	638.55	Shire of Peppermint Grove	Joint library contribution	\$5,241.42
2/05/2013	638.589	Muldoon Tiles	3m2 white tiles	\$72.60
2/05/2013	638.62	Bunnings Group Ltd	Hardware supplies	\$163.62
2/05/2013	638.656	Surf Life Saving Western Australia	Lifeguard contract - Apr 13	\$26,820.92

<u>Date</u>	<u>Payment Reference</u>	<u>Payee</u>	<u>Description</u>	<u>Amount</u>
2/05/2013	638.69	Kayes Carpentry Service	Replace solid core door at change rooms Anderson Pavilion	\$818.00
2/05/2013	638.77	Galvins Plumbing Supplies	Plumbing supplies	\$201.99
2/05/2013	638.8	WA Hino	New Hino 300 series 1GE597 (\$56,258.73) less trade in (\$21,000)	\$35,258.73
2/05/2013	638.812	Highway Drycleaners	Dry-cleaning - Mar 13	\$117.50
2/05/2013	638.83	Flexi Staff Pty Ltd	Temporary depot staff w/e 13 Apr 13	\$6,443.80
2/05/2013	638.84	West Australian Local Government As	Marketforce advertising - Mar 13	\$1,429.78
2/05/2013	638.85	Western Metropolitan Regional Council	Transfer station disposal	\$10,267.75
2/05/2013	638.89	Major Motors Pty Ltd	Service of three fleet vehicles	\$1,102.92
2/05/2013	638.91	Claremont Asphalt	Asphalt repair work 188 Broome St	\$550.00
2/05/2013	638.94	Insight CCS Pty Ltd	After hours answering service - Mar 13	\$672.76
2/05/2013	638.998	Road Signs Australia Pty Ltd	Various street signs	\$723.80
2/05/2013	639.5	LGRCEU	Union fees	\$155.20
6/05/2013	640.1098	National Australia Bank Business Vi	Monthly credit card fee	\$9.00
9/05/2013	641.1020	By Word of Mouth Pty Ltd	Catering for council meeting	\$814.00
9/05/2013	641.1026	PPC Worldwide Pty Ltd	Annual fee - Employee Assistance Program 1 Dec 12 - 30 Nov 13	\$2,640.00
9/05/2013	641.1131	Globe Australia Pty Ltd	Supply/spread fertiliser to Harvey Field/Cott Oval	\$2,084.50
9/05/2013	641.114	Creation Landscape Supplies	3 Bags of cracker dust	\$16.20
9/05/2013	641.122	Jackson McDonald Lawyers	Legal advice	\$2,450.14
9/05/2013	641.1245	Nu-Trac Rural Contracting	Beach cleaning - Apr 13	\$10,040.00
9/05/2013	641.1334	Down Under Stump Grinding Pty Ltd	Grind tree stumps at various locations	\$704.00
9/05/2013	641.1567	Roof Force WA	Replace damaged gutter and missing roof fixtures Anderson Pavilion	\$560.00
9/05/2013	641.1582	Snap Claremont	Plan printing	\$22.00
9/05/2013	641.1601	Mobile Connection	2 T54 NextG handsets	\$899.80
9/05/2013	641.1630	P Miller	Reimbursement of police clearance	\$62.75
9/05/2013	641.1639	Samuel Plate	Remove/replace tiles at Anderson Pavilion	\$434.90
9/05/2013	641.20	Hillmack Sales (Australia) Pty Ltd	Grano repairs - old swimming pool main beach groyne	\$295.00
9/05/2013	641.22	Landgate - VGO	Fortnightly valuations service 2-29 Mar 13	\$233.52
9/05/2013	641.25	P & A Hughes & Sons	Remove waste/rubble from depot	\$891.00
9/05/2013	641.32	D Derwin	Reimbursement of telephone charges Feb - Apr 13	\$126.85
9/05/2013	641.35	Cottesloe IGA	Catering supplies	\$47.61
9/05/2013	641.45	Town of Mosman Park	Contribution to Metropolitan Fire District Bush Fires Act Advertising 2012	\$199.36
9/05/2013	641.47	Collisters Electrical	Electrical work at Civic Centre	\$1,309.00
9/05/2013	641.48	Cannon Hygiene Australia Pty Ltd	Sanitary unit service - Civic Centre	\$524.30
9/05/2013	641.62	Bunnings Group Ltd	Hardware supplies	\$198.95
9/05/2013	641.680	G M Boland	Elected member expense claim 1 Jul - 31 Dec 12	\$3,859.70
9/05/2013	641.75	Safety Zone Australia Pty Ltd	Safety wear	\$378.46
9/05/2013	641.79	Perth Irrigation Centre	Irrigation hardware supplies	\$127.71
9/05/2013	641.809	Biara Conservation Services	Spray weeds at Grant Marine Park and herbicide treatment at Coastcare restoration sites	\$880.00
9/05/2013	641.819	Cubic Solutions T/A ADS Pipe	Drainage materials - Station Street sump	\$4,485.25
9/05/2013	641.83	Flexi Staff Pty Ltd	Temporary depot staff w/e 27 Apr 13	\$1,368.84

<u>Date</u>	<u>Payment Reference</u>	<u>Payee</u>	<u>Description</u>	<u>Amount</u>
9/05/2013	641.830	Waste Management Assoc of Australia	Mini Symposium: Odour Management Challenges and Opportunities 7 May 13	\$55.00
9/05/2013	641.84	West Australian Local Government As	Elected Member Course - Policy Development 23 Apr 13	\$395.00
9/05/2013	641.85	Western Metropolitan Regional Council	Transfer station disposal	\$10,249.92
9/05/2013	641.89	Major Motors Pty Ltd	Monthly service 3T truck 1DNF388	\$181.50
9/05/2013	641.908	Transpacific Cleanaway	Domestic and commercial waste collection - Apr 13	\$47,858.58
9/05/2013	642.5	LGRCEU	Union fees	\$155.20
14/05/2013	643.51	Westnet Pty Ltd	Internet access for TOC 1 May - 1 Jun 13	\$301.21
14/05/2013	644.176	Custom Service Leasing Pty Ltd	Fuel for fleet vehicles - Apr 13	\$7,243.90
15/05/2013	645.1020	By Word of Mouth Pty Ltd	Catering for ANZAC Day breakfast and budget workshops	\$4,725.13
15/05/2013	645.1042	Recall Information Management Pty L	Shredding services - 24 Mar - 27 Apr 13	\$79.73
15/05/2013	645.1081	Envirocare Systems Pty Ltd	Quarterly service of waterless urinals	\$288.20
15/05/2013	645.1131	Globe Australia Pty Ltd	20lt drum of liquid turf additive	\$129.80
15/05/2013	645.1142	Fleet Partners Pty Ltd	Monthly lease fee for coastcare vehicle	\$875.54
15/05/2013	645.117	Department of the Premier & Cabinet	Government Gazette Advertising - Standing Orders Amendment Local Law	\$146.85
15/05/2013	645.1237	Dale's Dairy Dash	Milk supplies to Civic Centre w/e 13, 20 and 27 Apr, 4 and 11 May 13	\$225.54
15/05/2013	645.132	Landfill Gas & Power Pty Ltd	Black power supply - Apr 13	\$3,350.35
15/05/2013	645.139	Australia Post	Daily mail delivered/pickup	\$1,748.26
15/05/2013	645.1493	Need A Bin	Monthly site fee for E-Waste skip - depot	\$66.00
15/05/2013	645.1558	Quality Press	3600 brochures for green and bulk waste	\$783.20
15/05/2013	645.1576	Edinger Real Estate	Monthly lease fee 8 Stack St - Jun 13	\$14,391.66
15/05/2013	645.1583	Information Proficiency	Training/mentoring 7-20 Apr 13 and Parking Infringement Action Tracking additional services	\$3,753.75
15/05/2013	645.1637	Playright Australia Pty Ltd	Install replacement handrail and parts - Grant/Marine playgrounds	\$1,744.16
15/05/2013	645.1643	Mayne Publications	Annual subscription - Abor Age magazine	\$44.00
15/05/2013	645.188	Bob Jane T-Mart	Repair tyre on Kubota ride on mower	\$80.00
15/05/2013	645.196	Key2Design	Business cards	\$429.00
15/05/2013	645.203	LO-GO Appointments	Temporary administration officer 1-3 May	\$1,019.94
15/05/2013	645.25	P & A Hughes & Sons	Remove waste/rubble from depot	\$2,673.00
15/05/2013	645.26	Greenway Enterprises	Hardware supplies	\$221.88
15/05/2013	645.35	Cottesloe IGA	Supplies for staff meeting 24 Apr 13	\$88.94
15/05/2013	645.36	Grants of Cottesloe	Assortment of wine	\$496.50
15/05/2013	645.37	Staples Australia Pty Ltd	Stationery orders	\$1,179.08
15/05/2013	645.38	Veolia Environmental Services	Site charge for depot skip bin	\$82.50
15/05/2013	645.544	B M Pember	Consulting services	\$2,442.00
15/05/2013	645.593	Australia Post	Reply paid annual fee and 156 letters	\$177.98
15/05/2013	645.62	Bunnings Group Ltd	Tool box	\$63.65
15/05/2013	645.645	Cobblestone Concrete	Installation of concrete footpath Federal St	\$15,424.66
15/05/2013	645.674	Gronbek Security	Stainless Steel padlock	\$101.60
15/05/2013	645.715	Melville Toyota	Service of fleet vehicles	\$658.80
15/05/2013	645.75	Safety Zone Australia Pty Ltd	Safety wear and boots	\$759.34
15/05/2013	645.759	Adshel Street Furniture Pty Ltd	Cott Cat bus stop advertising 1-7 Apr 13	\$231.00

<u>Date</u>	<u>Payment Reference</u>	<u>Payee</u>	<u>Description</u>	<u>Amount</u>
15/05/2013	645.83	Flexi Staff Pty Ltd	Temporary depot staff w/e 4 May 13	\$1,348.71
15/05/2013	645.84	West Australian Local Government As	Intro to LG & Customer Service & Complaints training	\$913.00
15/05/2013	645.85	Western Metropolitan Regional Council	Transfer station disposal	\$15,403.02
15/05/2013	645.87	Repro Auto Parts	Blade fuses	\$2.98
15/05/2013	645.88	Ocean IT Pty Ltd	Ethernet connection, data allowance and Onsite management	\$9,452.18
15/05/2013	645.89	Major Motors Pty Ltd	Service 3T truck 1DNF388	\$181.50
15/05/2013	645.891	Austral Mercantile Collections Pty	Debt collection	\$334.45
15/05/2013	645.91	Claremont Asphalt	Asphalt repair work Torrens Crt	\$550.00
15/05/2013	645.954	Bin Bath Australia Pty Ltd	Bin cleaning at Civic Centre - Mar 13	\$130.90
15/05/2013	645.955	Minuteman Press	Scanning December's council/committee to CD	\$121.29
24/05/2013	646.1020	By Word of Mouth Pty Ltd	Catering for CIM meeting 8 May 13	\$165.00
24/05/2013	646.1049	Fulton Hogan Industries Pty Ltd	60x15.8kg bags EZStreet	\$2,068.00
24/05/2013	646.111	Murphy's Electrical Company	Inspect/repair street lights on Station St	\$2,494.80
24/05/2013	646.1334	Down Under Stump Grinding Pty Ltd	Grind stumps at various locations	\$352.00
24/05/2013	646.1340	F J Fitzsimmons & Co	Installation of soakwell and cover - Curtin Ave	\$3,300.00
24/05/2013	646.1361	Department of Transport	Search for vehicle ownership - Apr 13	\$2,473.80
24/05/2013	646.1396	Environmental Health Australia (South Austral	10 Aust Food Safety Assessment Pads	\$385.55
24/05/2013	646.1473	Eco Resources Pty Ltd	Receive waste/rubble - disposal fees	\$1,650.00
24/05/2013	646.15	Poole grave Engravers WA	2 plaques - 2013 Sculptures	\$1,705.00
24/05/2013	646.1582	Snap Claremont	Plan printing	\$47.00
24/05/2013	646.1583	Information Proficiency	Records management consultation and Training/mentoring records services 21 Apr - 4 May 13	\$6,215.00
24/05/2013	646.16	Presswise Publications	Civic Centre News - Post News 11 May 13	\$1,133.00
24/05/2013	646.1618	Power Industrial Supplies	Hardware supplies	\$259.16
24/05/2013	646.1626	Young's Plumbing Service Pty Ltd	Run new poly line meter to hose tap stand at wash down at old depot	\$1,012.20
24/05/2013	646.1640	Bicycle Network Victoria	Super Tuesday Bike Count 2013 - 5 sites	\$1,375.00
24/05/2013	646.1642	Fortuna Free Formers	Fabricate 2 vanity tops and 4 facing panels	\$2,206.14
24/05/2013	646.1646	City Rubber Stamps and Trophies	4 Stamps and 4 ink pads	\$209.00
24/05/2013	646.17	Post Newspaper Pty Ltd	Cott Page Publication - Post News - Apr 13	\$1,430.00
24/05/2013	646.188	Bob Jane T-Mart	2 rear tyres and alignment	\$491.00
24/05/2013	646.201	Environmental Printing Company	5000 window faced envelopes	\$583.00
24/05/2013	646.205	Cottesloe News Delivery	Daily newspapers delivered to Civic Centre from 17 Mar - 11 May 13	\$109.91
24/05/2013	646.22	Landgate - VGO	Fortnightly valuations service 30 Mar - 12 Apr 13	\$83.23
24/05/2013	646.26	Greenway Enterprises	Tree stakes, survey pegs and herbicide	\$432.65
24/05/2013	646.37	Staples Australia Pty Ltd	Stationery order	\$676.27
24/05/2013	646.38	Veolia Environmental Services	Replacement hook bin for depot	\$864.71
24/05/2013	646.49	Charles Service Company	Cleaning contract - Apr 13	\$4,996.05
24/05/2013	646.510	Complete Pest Management Services	Treat termite in verge tree - Napier St	\$748.00
24/05/2013	646.62	Bunnings Group Ltd	Hardware supplies	\$86.65
24/05/2013	646.645	Cobblestone Concrete	Installation of footpath - Margaret St and repair footpath Forrest St	\$5,035.73
24/05/2013	646.75	Safety Zone Australia Pty Ltd	Safety wear	\$174.63

<u>Date</u>	<u>Payment Reference</u>	<u>Payee</u>	<u>Description</u>	<u>Amount</u>
24/05/2013	646.79	Perth Irrigation Centre	Irrigation hardware supplies	\$84.20
24/05/2013	646.819	Cubic Solutions T/A ADS Pipe	Supply of drainage materials - Station St sump / carpark conversion	\$173,074.00
24/05/2013	646.83	Flexi Staff Pty Ltd	Temporary depot staff w/e 11 May 13	\$1,713.25
24/05/2013	646.85	Western Metropolitan Regional Council	Transfer station disposal	\$4,761.84
31/05/2013	647.1020	By Word of Mouth Pty Ltd	Catering for various meetings	\$1,376.10
31/05/2013	647.1050	Turf & Horticulture Industries	Spray for Bindii at Andrews Reserve	\$990.00
31/05/2013	647.1066	Subaru Osborne Park	Service and 2 new tyres and wheel alignment	\$1,026.80
31/05/2013	647.1116	Kyocera Mita Australia Pty Ltd	Meter reading photocopier 28 Mar - 23 Apr 13	\$751.92
31/05/2013	647.1138	Kalamunda Fencing & Gate makers	Remove/replace old hand railing at main beach	\$10,846.00
31/05/2013	647.1185	Cool Clear Water Group Ltd	Rental/service of water dispenser Mayor's Parlour 1 May - 31 Jul 13	\$198.00
31/05/2013	647.121	Chubb Fire & Security Pty Ltd	Inspect/service fire extinguishers at TAPSS	\$223.30
31/05/2013	647.1229	The Planning Group WA Pty Ltd T/A T	Cottesloe works depot design advice	\$19,951.47
31/05/2013	647.1239	One Fire Group	Quarterly inspection of fire indicator panel - 10 Apr - 9 Jul 13	\$302.50
31/05/2013	647.1288	Dielectric Holdings Pty Ltd	Service call	\$132.00
31/05/2013	647.1479	Environmental Wastewater CS Pty Ltd	Street sweeping Apr 13	\$4,795.32
31/05/2013	647.1582	Snap Claremont	Plan printing	\$36.00
31/05/2013	647.1613	Gorey Plumbing Services Pty Ltd	Plumbing service at the Civic Centre	\$1,408.00
31/05/2013	647.1630	P Miller	Security screws for flagpoles reimbursement	\$11.20
31/05/2013	647.1638	BT's Landscaping & Ground Maintenance	Line marking - Cott Oval	\$1,100.00
31/05/2013	647.1645	Swissclinical Australia Pty Ltd	Dry-cleaning & May 2013	\$103.80
31/05/2013	647.1647	ABC Blinds & Awnings	3 Crank retractable awnings at Anderson Pavilion	\$3,500.00
31/05/2013	647.213	Challenger TAFE - Murdoch	2 day SMARTtrain level 3 course for 5 depot staff	\$2,350.00
31/05/2013	647.24	Iron Mountain Australia Pty Ltd	Offsite storage of records	\$135.21
31/05/2013	647.35	Cottesloe IGA	Milk supplies	\$15.54
31/05/2013	647.37	Staples Australia Pty Ltd	Hardware supplies	\$237.97
31/05/2013	647.545	Department of Fire & Emergency Services	2012/2013 ESL 4th quarter	\$113,771.41
31/05/2013	647.555	K R Sputore	Coastcare events morning tea reimbursements	\$92.17
31/05/2013	647.563	Kelyn Training Services	Basic Worksite Traffic Management & Chainsaw and Pole Saw training	\$592.00
31/05/2013	647.580	St John Ambulance Australia (WA) In	Workplace first aid training	\$165.00
31/05/2013	647.608	Stewie Valentine Painting Service	Painting of Anderson Pavilion storage area	\$485.00
31/05/2013	647.62	Bunnings Group Ltd	Hardware supplies	\$194.12
31/05/2013	647.75	Safety Zone Australia Pty Ltd	Safety wear	\$488.24
31/05/2013	647.77	Galvins Plumbing Supplies	5 Vanity units - Napier St toilets	\$438.96
31/05/2013	647.78	Roads 2000	Asphalt resurfacing - Hillside St	\$19,446.48
31/05/2013	647.812	Highway Drycleaners	Dry-cleaning - Apr13	\$460.00
31/05/2013	647.82	Civica Pty Ltd	Annual Licence Renewal Jun 12 - May 13	\$12,386.00
31/05/2013	647.83	Flexi Staff Pty Ltd	Temporary depot staff w/e 18 May 13	\$1,348.71
31/05/2013	647.830	Waste Management Assoc of Australia	WMAA membership 1 Jul 2013 - 30 Jun 2014	\$242.00
31/05/2013	647.84	West Australian Local Government As	Marketforce advertising - Apr 13	\$318.09
31/05/2013	647.85	Western Metropolitan Regional Council	Transfer station disposal	\$23,549.79

<u>Date</u>	<u>Payment Reference</u>	<u>Payee</u>	<u>Description</u>	<u>Amount</u>
31/05/2013	647.89	Major Motors Pty Ltd	Service 3T truck 1DNF376	\$181.50
31/05/2013	647.900	Red 11	2 Monitors and display port to VGA adapter	\$384.90
31/05/2013	647.94	Insight CCS Pty Ltd	After hours answering service - Apr 13	\$392.52
31/05/2013	648.5	LGRCEU	Union fees	\$155.20
1/05/2013		Commonwealth Bank of Australia	Bank Fees	\$72.15
1/05/2013		National Australia Bank	Bank Fees	\$74.91
1/05/2013		National Australia Bank	Bank Fees	\$134.32
1/05/2013		National Australia Bank	Bank Fees	\$816.36
7/05/2013		Dishonoured item	Parking fine	\$213.50
8/05/2013		Town of Cottesloe Staff	Fortnightly payroll	\$81,074.93
8/05/2013		Town of Cottesloe	Transfer to investment account	\$375,000.00
9/05/2013		National Australia Bank	Bank Fees	\$59.63
9/05/2013		Town of Cottesloe	Transfer to investments	\$400,000.00
10/05/2013		Town of Cottesloe	Transfer to investments	\$400,000.00
14/05/2013		Town of Cottesloe	Transfer to investments	\$352,802.00
15/05/2013		National Australia Bank	Bank Fees	\$35.26
15/05/2013		Town of Cottesloe	Transfer to investments	\$481,500.00
22/05/2013		Town of Cottesloe Staff	Fortnightly payroll	\$81,930.14
28/05/2013		Dishonoured item	Parking fine	\$163.50
31/05/2013		National Australia Bank	Bank Fees	\$13.63
31/05/2013		National Australia Bank	Bank Fees	\$52.16
31/05/2013		National Australia Bank	Bank Fees	\$202.72
31/05/2013		National Australia Bank	Bank Fees	\$257.00
Grand Total:				\$3,099,887.67

Pursuant to Regulation of 13(4) of the local Government (Financial Management) Regulations the total of all other outstanding accounts for payment as at the date of this payment listing being prepared is \$87,052.01

I hereby certify that the above schedule of accounts totalling \$3,099,887.67 as submitted to the Works & Corporate Services Committee meeting held on 18th June 2013

Signed (Chairperson of the Works & Corporate Services Committee)

TOWN OF COTTESLOE
RESERVES - CASH BACKED INVESTMENTS
FOR THE PERIOD ENDING 31 MAY 2013

	2012-2013 ACTUAL	2012-2013 BUDGET \$
1 Area Improvement		
Purpose: To fund the cost of improving facilities within the Municipality.		
Opening Balance	857	-
Transfer from Reserves	-	-
Transfer to Reserves	39	-
	895.87	-
1 Waste Management Reserve		
Purpose: To fund the improvement, replacement and expansion of waste management plant, equipment, facilities and services.		
Opening Balance	70,065	68,961
Transfer from Reserves	-	-
Transfer to Reserves	3,296	2,517
Closing Balance	73,361	71,478
2 Parking Reserve		
Purpose: To set aside funds from developers for the development of parking facilities		
Opening Balance	398,165	395,234
Transfer from Reserves	(400,000)	-
Transfer to Reserves	11,512	14,276
Closing Balance	9,677	409,510
3 Leave Reserve		
Purpose: To set asides funds to assist with the funding of unexpected employee entitlements		
Opening Balance	137,620	132,819
Transfer from Reserves	-	-
Transfer to Reserves	31,612	4,848
Closing Balance	169,232	137,667
4 Civic Centre Reserve		
Purpose: To fund the cost of upgrading the civic centre.		
Opening Balance	20,770	20,191
Transfer from Reserves	(20,191)	-
Transfer to Reserves	615	737
Closing Balance	1,194	20,928

TOWN OF COTTESLOE
RESERVES - CASH BACKED INVESTMENTS
FOR THE PERIOD ENDING 31 MAY 2013

	2012-2013 ACTUAL	2012-2013 BUDGET \$
5 Property Reserve		
Purpose: To contribute towards future property construction/renewal.		
Opening Balance	85,743	108,196
Transfer from Reserves	(24,809)	-
Transfer to Reserves	305,242	3,949
Closing Balance	<u>366,176</u>	<u>112,145</u>
6 Infrastructure Reserve		
Purpose: To contribute towards future infrastructure construction/renewal.		
Opening Balance	122,866	204,604
Transfer from Reserves	-	-
Transfer to Reserves	257,160	7,468
Closing Balance	<u>380,026</u>	<u>212,072</u>
7 Unspent Grants/Funds Reserve		
Purpose: To account for unspent grants/funds at year end		
Opening Balance	142,052	-
Transfer from Reserves	(141,132)	-
Transfer to Reserves	273	-
Closing Balance	<u>1,192</u>	<u>-</u>
8 Legal Reserve		
Purpose: To provide funds to provide for legal expenses		
Opening Balance	33,675	33,000
Transfer from Reserves	-	-
Transfer to Reserves	29,540	4,007
Closing Balance	<u>63,214</u>	<u>37,007</u>
9 Parking Facilities Reserve		
Purpose: To provide funds to provide for parking facilities		
Opening Balance	-	-
Transfer from Reserves	-	-
Transfer to Reserves	232,778	-
Closing Balance	<u>232,778</u>	<u>-</u>
TOTAL RESERVES	<u><u>1,297,745</u></u>	<u><u>1,000,807</u></u>

TOWN OF COTTESLOE

INVESTMENTS

SCHEDULE OF INVESTMENTS HELD AS AT 31 MAY 2013

BANK	RATE %	TERM	MATURITY DATE	MUNICIPAL INVESTMENTS	RESERVE FUND	COMMENTS
				\$	\$	
NAB	4.44%	174 DAYS	28-Jun-13	5,148.89		COTTESLOE PRIMARY SCHOOL
NAB	4.44%	174 DAYS	28-Jun-13	5,095.32		NORTH COTT PRIMARY SCHOOL
WESTPAC	4.22%	90 DAYS	11-Jun-13	488,424.36		TERM INVESTMENT
NATIONAL AUSTRALIA BANK	4.31%	84 DAYS	28-Jun-13	498,271.80		TERM INVESTMENT
WESTPAC	4.10%	90 DAYS	5-Jun-13	491,461.25		TERM INVESTMENT
BANKWEST	3.85%	51 DAYS	28-Jun-13		268,267.31	RESERVE FUND INVESTMENTS
COMMONWEALTH BANK OF AUSTRALIA	3.75%	45 DAYS	28-Jun-13		481,500.00	RESERVE FUND INVESTMENTS
NATIONAL AUSTRALIA BANK	2.90%	88 DAYS	6-Aug-13		195,175.82	RESERVE FUND INVESTMENTS
NATIONAL AUSTRALIA BANK	4.07%	89 DAYS	12-Aug-13		352,802.00	RESERVE FUND INVESTMENTS
				\$1,488,401.62	\$1,297,745.13	

BANK	\$	%
NATIONAL	\$1,056,493.83	37.92
WESTPAC	\$979,885.61	35.17
BANKWEST	\$268,267.31	9.63
COMMONWEALTH	\$481,500.00	17.28
TOTAL	\$2,786,146.75	100.00

TOWN OF COTTESLOE

LOANS

SCHEDULE OF LOANS HELD AS AT 31 MAY 2013

BANK	REF NO.	RATE %	PERIOD	MATURITY DATE	BALANCE OWING	LAST INSTALMENT DATE	NEXT INSTALMENT DATE	CURRENT LIABILITY	NON-CURRENT LIABILITY	COMMENTS
WA TREASURY	104	5.85%	10 YEARS	20-Oct-14	\$37,677.88	20-Apr-13	21-Oct-13	\$0.00	\$37,677.88	COTTESLOE TENNIS CLUB
WA TREASURY	105	6.22%	15 YEARS	6-Oct-23	\$299,933.48	31-Mar-13	6-Oct-13	\$0.00	\$299,933.48	SEA VIEW GOLF CLUB
WA TREASURY	106	5.25%	10 YEARS	3-Apr-19	\$1,057,263.11	31-Mar-13	3-Oct-13	\$0.00	\$1,057,263.11	CAPITAL PROJECT - CIVIC CENTRE
WA TREASURY	107	6.51%	20 YEARS	16-Sep-29	\$4,475,897.82	18-Mar-13	16-Sep-13	\$0.00	\$4,475,897.82	CAPITAL PROJECT - JOINT LIBRARY
					<u>\$5,870,772.29</u>			<u>\$0.00</u>	<u>\$5,870,772.29</u>	
LOANS TO OTHER ENTITIES					\$337,611.36			\$0.00	\$337,611.36	
LOANS FOR TOC					\$5,533,160.93			\$0.00	\$5,533,160.93	
					<u>\$5,870,772.29</u>			<u>\$0.00</u>	<u>\$5,870,772.29</u>	

TOWN OF COTTESLOE

SUNDRY DEBTORS REPORT AS AT 31 MAY 2013

<u>Debtor Number</u>	<u>Nature Of Debt</u>	<u>3+ Months</u>	<u>2+ Months</u>	<u>1+ Month</u>	<u>Current</u>	<u>Balance</u>	<u>Status</u>
439	Health prosecution charges	\$3,000.00	\$0.00	\$0.00	\$0.00	\$3,000.00	Payment Arrangement
13	Waste collection charges	\$2,370.45	\$0.00	\$0.00	\$0.00	\$2,370.45	Sent to debt recovery
64	Waste collection charges	\$689.40	\$0.00	\$689.40	\$0.00	\$1,378.80	Statements sent
123	Waste collection charges	\$229.80	\$0.00	\$114.90	\$0.00	\$344.70	Statements sent
454	Bin charge	\$159.78	\$0.00	\$0.00	\$0.00	\$159.78	Statements sent
164	Waste collection charges	\$148.57	\$0.00	\$148.57	\$0.00	\$297.14	Statements sent
3	Waste collection charges	\$114.90	\$0.00	\$114.90	\$0.00	\$229.80	Statements sent
285	Waste collection charges	\$6.25	\$0.00	\$0.00	\$0.00	\$6.25	Statements sent
403	Venue hire	\$0.00	\$655.00	\$3,075.00	\$0.00	\$3,730.00	Statements sent
173	Seminar fee	\$0.00	\$440.00	\$0.00	\$0.00	\$440.00	Statements sent
459	Seminar fee	\$0.00	\$440.00	\$0.00	\$0.00	\$440.00	Statements sent
43	Reimbursements	\$0.00	\$396.74	\$0.00	\$1,444.56	\$1,841.30	Statements sent
45	Reimbursements	\$0.00	\$0.00	\$13,345.45	\$0.00	\$13,345.45	Current
311	Waste collection charges	\$0.00	\$0.00	\$2,947.80	\$0.00	\$2,947.80	Current
113	Waste collection charges	\$0.00	\$0.00	\$811.10	\$0.00	\$811.10	Current
55	Waste collection charges	\$0.00	\$0.00	\$392.25	\$0.00	\$392.25	Current
29	Waste collection charges	\$0.00	\$0.00	\$243.67	\$0.00	\$243.67	Current
81	Waste collection charges	\$0.00	\$0.00	\$243.67	\$0.00	\$243.67	Current
9	Waste collection charges	\$0.00	\$0.00	\$187.18	\$0.00	\$187.18	Current
114	Waste collection charges	\$0.00	\$0.00	\$162.45	\$0.00	\$162.45	Current
20	Waste collection charges	\$0.00	\$0.00	\$148.57	\$0.00	\$148.57	Current
299	Waste collection charges	\$0.00	\$0.00	\$148.57	\$0.00	\$148.57	Current
98	Waste collection charges	\$0.00	\$0.00	\$114.90	\$0.00	\$114.90	Current
163	Waste collection charges	\$0.00	\$0.00	\$114.90	\$0.00	\$114.90	Current
416	Waste collection charges	\$0.00	\$0.00	\$114.90	\$0.00	\$114.90	Current
119	Waste collection charges	\$0.00	\$0.00	\$81.22	\$0.00	\$81.22	Current
176	Reimbursements	\$0.00	\$0.00	\$0.00	\$11,045.32	\$11,045.32	Current
143	Grant Funding	\$0.00	\$0.00	\$0.00	\$9,879.10	\$9,879.10	Current
180	Sale of books	\$0.00	\$0.00	\$0.00	\$87.00	\$87.00	Current
200	Overpayment	\$0.00	-\$113.52	\$0.00	\$0.00	-\$113.52	Overpayment
300	Overpayment	-\$0.18	\$0.00	\$0.00	\$0.00	-\$0.18	Overpayment
419	Overpayment	-\$50.00	\$0.00	\$0.00	\$0.00	-\$50.00	Overpayment
101	Overpayment	-\$81.23	\$0.00	\$0.00	\$0.00	-\$81.23	Overpayment
		\$6,587.74	\$1,818.22	\$23,199.40	\$22,455.98	\$54,061.34	

Rates and Charges Analysis

For Financial Year 2013 Period 11 ,as at 31/05/2013



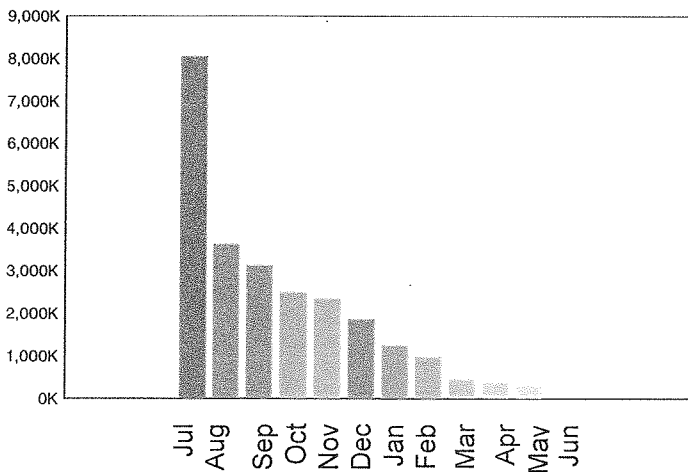
Amounts Levied and Outstanding

<u>Rate or Charge Type</u>	<u>Amount Levied This Year</u>	<u>Total Balance Outstanding</u>
GRV General Rate	8,194,751.70	318,746.96
Additional Bin	86,521.93	3,483.59
Credit Balances	0.00	-52,691.36
Swimming Pool	6,517.50	436.61
ESL Category 1	1,139,783.26	46,248.87
ESL Category 5	0.00	4.05
Instalment Fees	15,750.00	841.35
Instalment PreInterest	32,245.36	860.33
	9,475,569.75	317,930.40

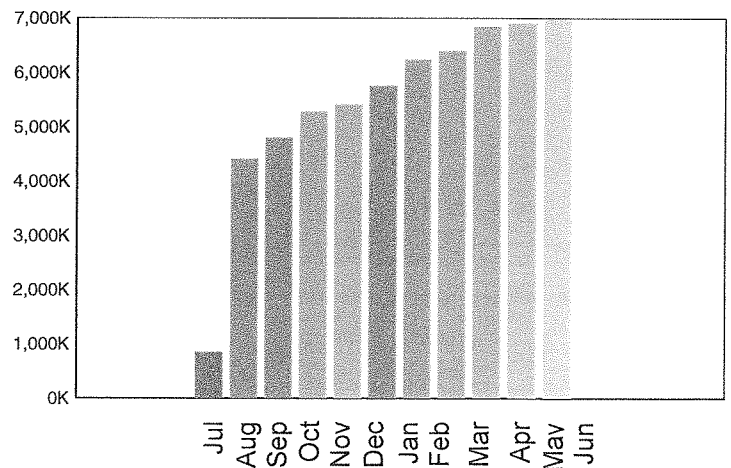
Analysis of Outstanding Balance

<u>Bfwd At 1 July</u>	<u>Levied YTD</u>	<u>Rebated</u>	<u>Receipted</u>	<u>Other Trans</u>	<u>Balance</u>
312,887.31	9,475,569.75	-550,278.56	-8,946,463.57	26,215.47	317,930.40
<u>Current</u>	<u>Arrears</u>	<u>Interest</u>	<u>Legal</u>	<u>Deferred</u>	<u>Balance</u>
101,302.56	25,354.73	10,193.35	805.30	180,274.46	317,930.40

Total Balance Outstanding By Month



YTD Collections By Month



Analysis of Assessments

Number of assessments	3,795
Number of assessments paid in full	3,320
Number of assessments with a balance outstanding	628
Number of assessments with arrears	22
Number of assessments on instalments	1,281
Number of assessments with pensioners or seniors	881
Number of assessments with deferred rates	29
Number of assessments with no payment yet	64

TOWN OF COTTESLOE

**CAPITAL WORKS PROGRAMME
FOR THE PERIOD ENDED 1 JULY 2012 TO 31 MAY 2013**

PROJECT NO	PROJECT	2012-2013 YTD ACTUAL \$	2012-2013 YTD BUDGET \$	2012-2013 BUDGET \$	Variations Budget to Actual \$	Variations Budget to YTD Actual %
3.4120.2	LAND DEVELOPMENT Land Development - Old Depot Site	50,310	0	0	(50,310)	
5.1156.2	CARPARK CONSTRUCTION Railway Street	445,710	0	0	(445,710)	
10.9000.2	DRAINAGE CONSTRUCTION Cottesloe various	(2,982)	18,356	20,020	21,338	116%
15.1004.2	FOOTPATH CONSTRUCTION Albion Street	14,325	13,812	13,811	(513)	(4%)
15.1014.2	Balfour Street	6,789	9,411	9,411	2,622	28%
15.1026.2	Brighton Street	7,165	6,311	6,311	(854)	(14%)
15.1046.2	Congdon Street	1,742	1,511	1,511	(231)	(15%)
15.1054.2	Edward Street	2,111	2,111	2,111	0	0%
15.1058.2	Elizabeth Street	19,059	13,111	13,111	(5,948)	(45%)
	Federal Street	15,362	0	0	(15,362)	
15.1076.2	Gibney Street	1,460	2,211	2,211	751	34%
15.1082.2	Grant Street	2,135	1,535	1,535	(600)	(39%)
15.1086.2	Griver Street	7,220	7,111	7,111	(109)	(2%)
15.1096.2	Hillside Avenue	1,653	2,211	2,211	558	25%
15.1098.2	Jarrad Street	9,948	14,711	14,711	4,763	32%
15.1124.2	Margaret Street	6,819	4,212	4,211	(2,607)	(62%)
15.1126.2	Marine Parade	33,961	27,320	27,320	(6,641)	(24%)
15.1128.2	Marmion Street	2,838	3,111	3,111	273	9%
15.1168.2	Salvado Street	1,918	1,911	1,911	(7)	(0%)
15.9000.2	Various small lengths	2,692	4,211	4,211	1,519	36%
15.9000.2	Bike Plan Works	3,391	15,060	15,060	11,669	77%
15.9000.5	DSAC Capital Works-Ramp	12,110	300,200	300,200	288,090	96%

TOWN OF COTTESLOE

**CAPITAL WORKS PROGRAMME
FOR THE PERIOD ENDED 1 JULY 2012 TO 31 MAY 2013**

PROJECT NO	PROJECT	2012-2013 YTD ACTUAL	2012-2013 YTD BUDGET	2012-2013 BUDGET	Variations Budget to YTD Actual	Variations Budget to YTD Actual
		\$	\$	\$	\$	%
20.9000.2	IRRIGATION CONSTRUCTION Cottesloe, various	5,053	20,200	20,200	15,147	75%
25.9000.2	LANEWAY CONSTRUCTION	49,020	78,200	78,200	29,180	37%
30.9000.2	PARKS AND RESERVES CONSTRUCTION Playgrounds various	12,479	12,596	15,000	117	1%
30.9000.5	Cottesloe Natural Area Upgrade	13,485	12,600	15,000	(885)	(7%)
NEW	Shade Sail - Jasper Green	18,820	0	0	(18,820)	
35.1137.2	PROPERTY CONSTRUCTION Napier Street Public Toilets	21,915	27,501	30,000	5,586	20%
35.4010.2	Anderson Pavillion	15,848	30,000	30,000	14,152	47%
35.4050.2 (PA)	Civic Centre - Solar Panels	46,722	0	0	(46,722)	
35.4130.2	Indiana Tea House (Prior year)	6,000	0	0	(6,000)	0%
35.4135.2	Joint Library Building	23,620	26,335	28,725	2,715	10%
35.6030.2	Civic Centre Grounds Restoration	187,372	186,090	203,000	(1,282)	(1%)
40.1012.2	ROAD CONSTRUCTION/ REHABILITATION Avonmore Terrace	44,487	49,045	49,050	4,558	9%
40.1030.2	Broome Street	39,913	50,010	50,010	10,097	20%
40.1062.2	Federal Street	39,959	46,689	46,690	6,730	14%
40.1082.2	Grant Street	300	0	0	(300)	
NEW	Hillside Street	17,679	0	0	(17,679)	
40.1106.2	Knowles Street	35	0	0	(35)	
40.1108.2	Lane Street	16,220	16,040	16,040	(180)	(1%)
40.1110.2	Lillian Street	30,635	39,010	39,010	8,375	21%
40.1136.2	Napier Steet (Prior year)	2,051	0	0	(2,051)	
NEW	North Street Intersection	3,775	0	0	(3,775)	
40.1156.2	Railway Street - MRRG	60,500	67,456	67,460	6,956	10%

TOWN OF COTTESLOE

**CAPITAL WORKS PROGRAMME
FOR THE PERIOD ENDED 1 JULY 2012 TO 31 MAY 2013**

PROJECT NO	PROJECT	2012-2013 YTD ACTUAL \$	2012-2013 YTD BUDGET \$	2012-2013 BUDGET \$	2012-2013 BUDGET \$	Variations Budget to YTD Actual \$	Variations Budget to YTD Actual %
40.1174.2	Stanhope Street	14,026	13,010	13,010	13,010	(1,016)	(8%)
40.1188.2	Vera Street	40,394	46,080	46,080	46,080	5,686	12%
41.1026.2	ROAD SAFETY & SPEED RESTRICTION						
	Brighton Street (Prior year)	1,000	0	0	0	0	
41.1030.2	Broome Street (Prior year)	1,096	0	0	0	0	
41.1048.2 (BA)	Curtin Avenue - Lighting and Islands	32,742	0	0	0	0	
41.1082.2	Grant Street (Prior year)	720	0	0	0	0	
41.1100.2	John Street (Prior year)	935	0	0	0	0	
41.9000.2	Safety & Speed Program Yr 2	40,030	80,200	80,200	80,200	40,170	50%
43.1047.2.50	MISCELLANEOUS INFRASTRUCTURE						
	Environmental Improvement and Access Improvement (BA)						
43.9000.2.57	Sculpture	3,915	4,137	4,137	4,925	222	5%
43.9000.2.57	Sculptures - Gifted	45,550	40,000	40,000	40,000	(5,550)	(14%)
		60,758	0	0	0	(60,758)	
47.9000.2.57	PLANT & VEHICLES						
	Passenger Vehicle - GIS	33,843	36,000	36,000	36,000	2,157	6%
47.9000.2.57	Hino 2 Tonne Tiptruck	51,167	52,000	52,000	52,000	833	2%
47.9000.2.57	Kubota ZG-227 Mower	15,250	18,000	18,000	18,000	2,750	15%
47.9000.2.57	Stihl Pressure Cleaner	3,950	5,000	5,000	5,000	1,050	21%
47.9000.2.57	Mower Tilt Trailer	8,150	7,000	7,000	7,000	(1,150)	(16%)
47.9000.2.57	Stihl FS360 Brushcutters (3)	3,188	3,600	3,600	3,600	412	11%
47.9000.2.57	Stihl MS200 & MS361 Chain Saws (2) & (1)	1,117	3,600	3,600	3,600	2,483	69%
47.9000.2.57	Dimas Core Drill	1,550	2,000	2,000	2,000	450	23%
47.9000.2.57	Stihl HT101 Pole Pruners (2)	2,289	2,600	2,600	2,600	311	12%
47.9000.2.57	Stihl Extension Hedge Trimmers (2)	0	2,000	2,000	2,000	2,000	100%
47.9000.2.57	Lawn Mowers (2)	5,727	6,500	6,500	6,500	773	12%
47.9000.2.57	Trail Behind Spray Unit	4,136	4,000	4,000	4,000	(136)	(3%)
47.9000.2.57	Passenger Vehicle - Rangers	0	0	0	0	0	

TOWN OF COTTESLOE

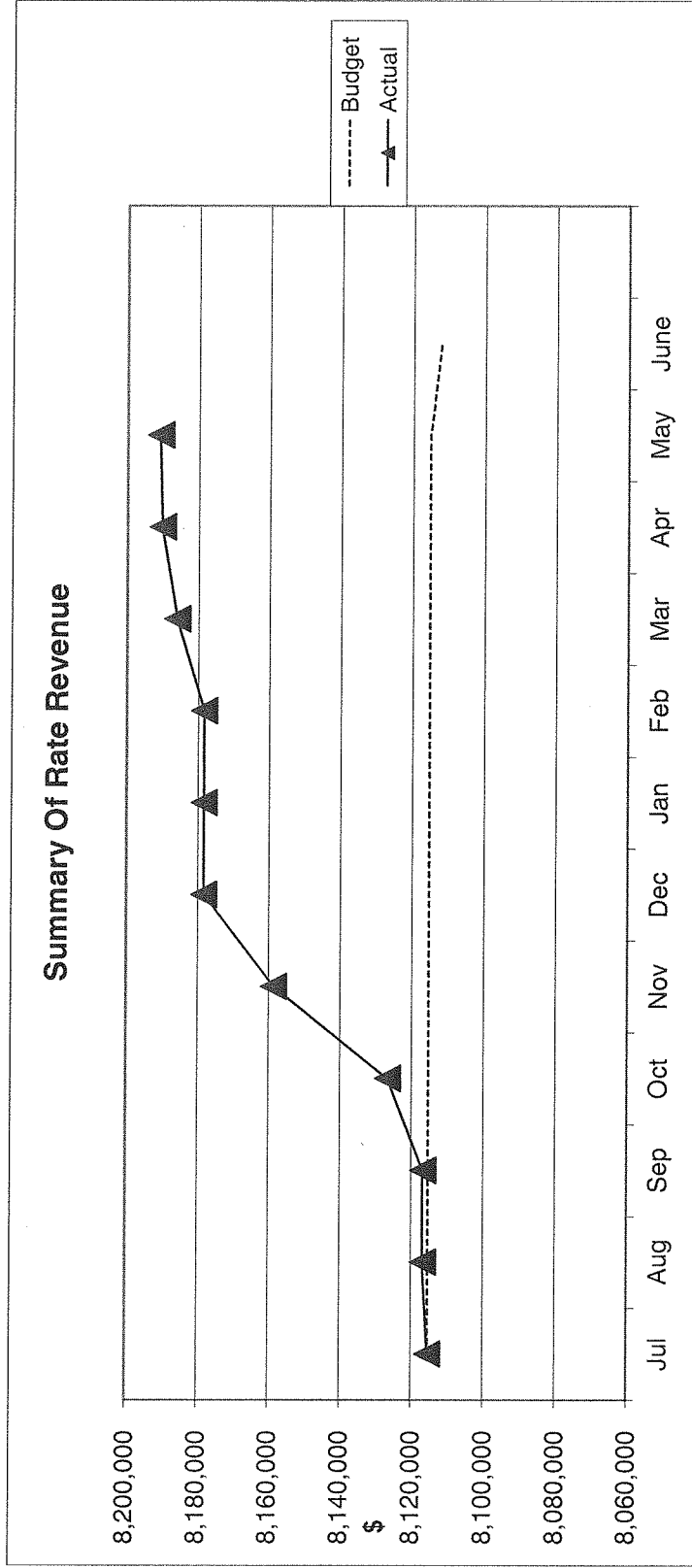
**CAPITAL WORKS PROGRAMME
FOR THE PERIOD ENDED 1 JULY 2012 TO 31 MAY 2013**

PROJECT NO	PROJECT	2012-2013 YTD ACTUAL \$	2012-2013 YTD BUDGET \$	2012-2013 BUDGET \$	Variances Budget to YTD Actual \$	Variances Budget to YTD Actual %
	IT, OFFICE EQUIPMENT & FURNITURE					
49.9000.2.57	Civic Centre Furniture	0	4,583	5,000	4,583	100%
49.9000.2.57	Desktop Devices	485	2,292	2,500	1,807	79%
49.9000.2.57	Mobile Devices	0	2,292	2,500	2,292	100%
49.9000.2.57	Server hardware (Memory) Update for Hypervisor1	956	3,973	4,334	3,017	76%
49.9000.2.57	Server hardware (Memory) Update for Hypervisor2	0	3,973	4,334	3,973	100%
49.9000.2.57	Network Upgrades/Appliances	24,503	17,446	19,032	(7,057)	(40%)
49.9000.2.57	Scanner	0	0	0	0	
49.9000.2.57	Noise Meter	11,855	0	0	(11,855)	
49.9000.2.57	Pideon Units	6,588	0	0	(6,588)	
	Totals	1,717,544	1,470,484	1,502,689	(160,256)	(17%)

TOWN OF COTTESLOE

GRAPHICAL SUMMARY BY NATURE & TYPE FOR 2012 - 2013

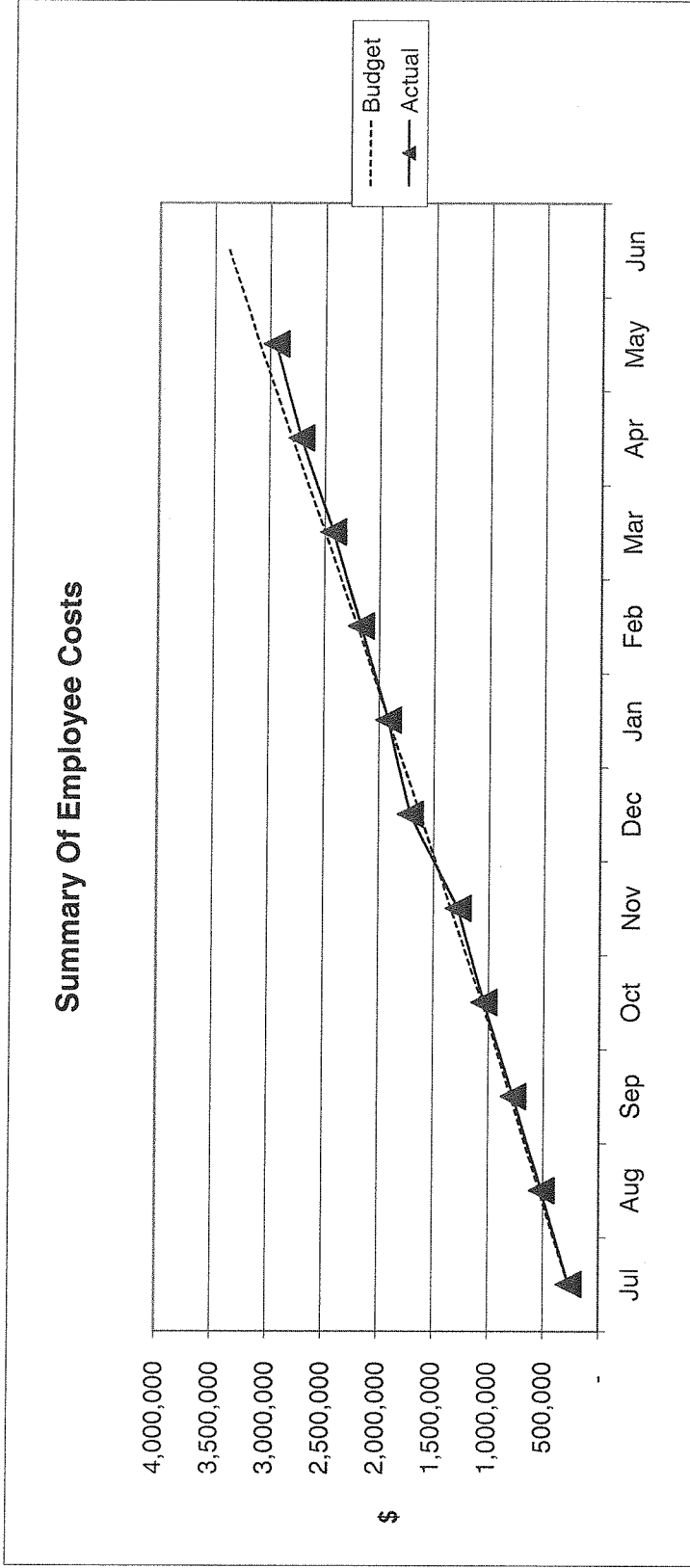
FOR THE PERIOD ENDED 1 JULY 2012 TO 31 MAY 2013



TOWN OF COTTESLOE

GRAPHICAL SUMMARY BY NATURE & TYPE FOR 2012 - 2013

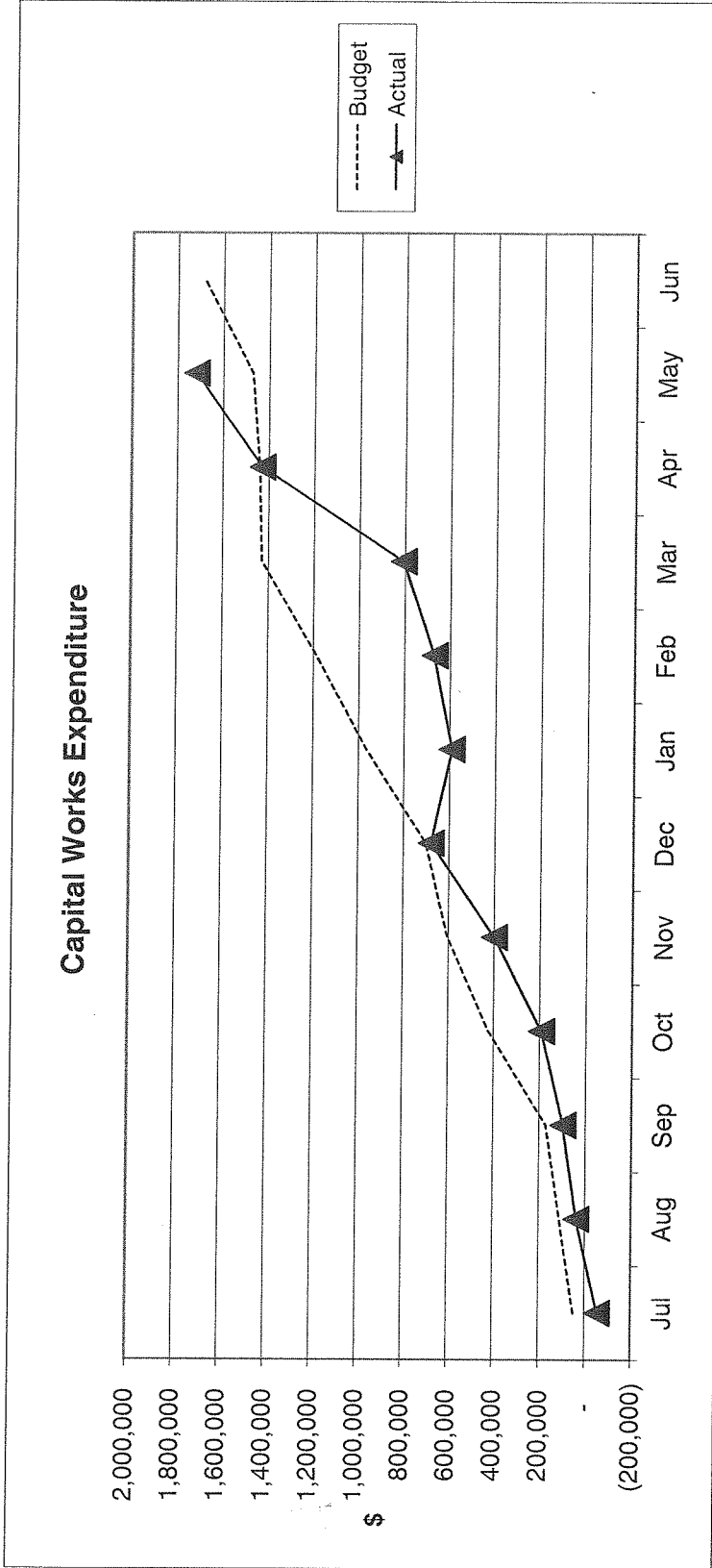
FOR THE PERIOD ENDED 1 JULY 2012 TO 31 MAY 2013



TOWN OF COTTESLOE

GRAPHICAL SUMMARY BY NATURE & TYPE FOR 2012 - 2013

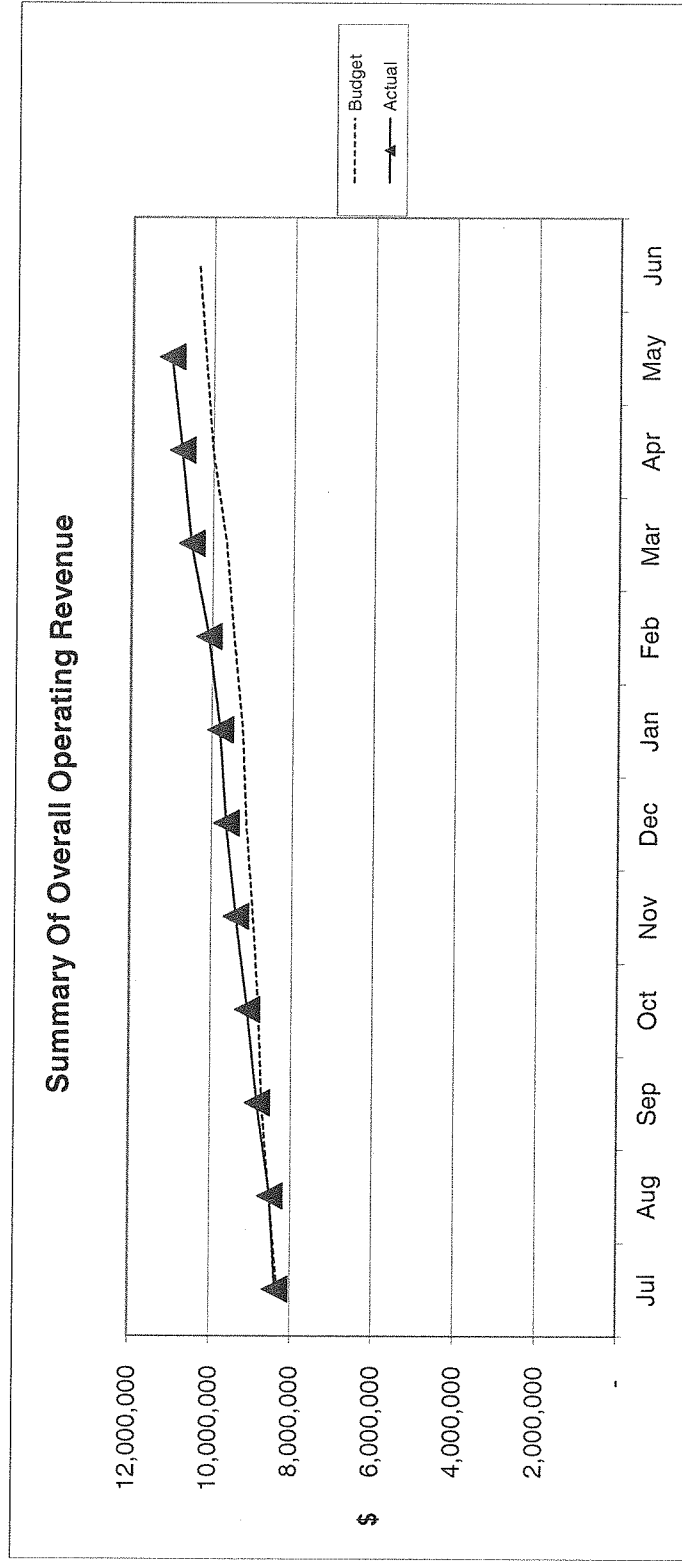
FOR THE PERIOD ENDED 1 JULY 2012 TO 31 MAY 2013



TOWN OF COTTESLOE

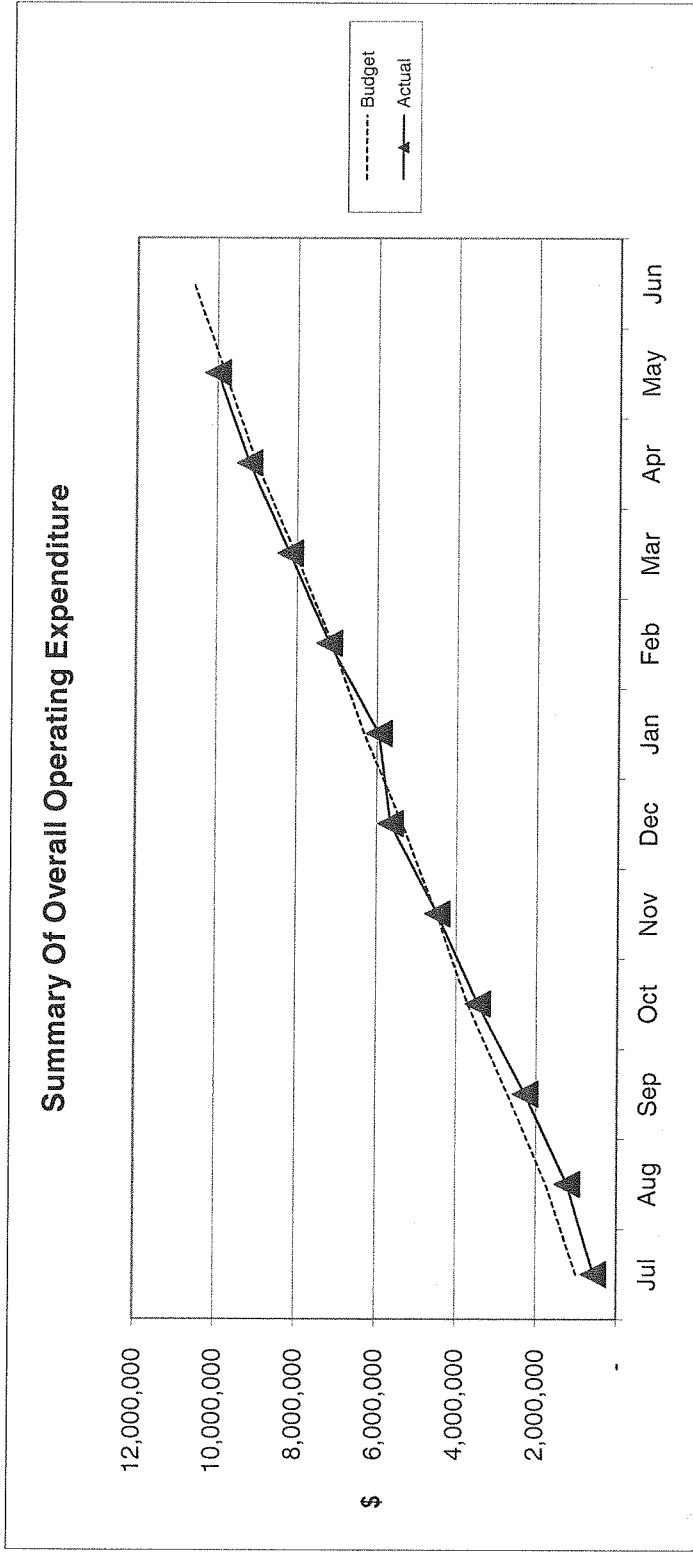
GRAPHICAL SUMMARY OF REVENUE, EXPENDITURE AND NET POSITION FOR 2012 - 2013

FOR THE PERIOD ENDED 1 JULY 2012 TO 31 MAY 2013



TOWN OF COTTESLOE

GRAPHICAL SUMMARY OF REVENUE, EXPENDITURE AND NET POSITION FOR 2012 - 2013 FOR THE PERIOD ENDED 1 JULY 2012 TO 31 MAY 2013



TOWN OF COTTESLOE
GRAPHICAL SUMMARY OF REVENUE, EXPENDITURE AND NET POSITION FOR 2012 - 2013
FOR THE PERIOD ENDED 1 JULY 2012 TO 31 MAY 2013

