

TOWN OF COTTESLOE



Works and Corporate Services
Committee

ATTACHMENT 10.3.1

Meeting Date: 18 September 2012

1875


1876

1877

1878

1879

TOWN OF COTTESLOE



FINANCIAL STATEMENTS

FOR THE PERIOD 1st JULY 2012 TO 31st AUGUST 2012

PRESENTED TO THE WORKS & CORPORATE SERVICES

COMMITTEE ON 18th SEPTEMBER 2012

TOWN OF COTTESLOE

FINANCIAL STATEMENTS

FOR THE PERIOD 1 JULY 2012 TO 31 AUGUST 2012

TABLE OF CONTENTS

Statement of Financial Activity	1
Operating Statement By Program	2
<hr/>	
Operating Statement By Nature & Type	3
Balance Sheet	4 - 5
Net Current Assets	6
Variance Analysis	7 - 9
Budget Amendments	10
Other Information	
<hr/>	
- List of Payments	11 - 18
- Reserves	19 - 20
- Investments	21
- Loans	22
- Sundry Debtors	23 - 24
- Rates	25
- Capital Works Programme	26 - 29

TOWN OF COTTESLOE

STATEMENT OF FINANCIAL ACTIVITY

FOR THE PERIOD ENDED 1 JULY 2012 TO 31 AUGUST 2012

	2012-2013 YTD Actual \$	2012-2013 YTD Budget \$	2012-2013 Budget \$	Variences YTD Actual to YTD Budget \$	Variences YTD Actual to YTD Budget %
Operating Revenue					
General Purpose Funding	71,542	86,051	411,578	(14,509)	(17%)
Governance	80	6,051	36,300	(5,971)	(99%)
Law, Order and Public Safety	1,958	666	14,700	1,292	194%
Health	68,920	65,175	73,550	3,745	6%
Education and Welfare	0	2,317	34,900	(2,317)	(100%)
Community Amenities	121,215	80,133	430,750	41,082	51%
Recreation and Culture	132	93,161	369,312	(93,029)	(100%)
Transport	80,575	50,650	748,305	29,925	59%
Economic Services	49,661	23,414	140,450	26,247	112%
Other Property and Services	0	250	1,500	(250)	(100%)
Total Operating Revenue	394,083	407,868	2,261,345	(13,785)	(3%)
Operating Expenditure					
General Purpose Funding	(38,001)	(43,353)	(216,074)	(5,352)	12%
Governance	(86,314)	(170,375)	(625,223)	(84,061)	49%
Law, Order and Public Safety	(40,258)	(39,893)	(254,613)	365	(1%)
Health	(26,077)	(36,516)	(219,032)	(10,439)	29%
Education and Welfare	(21,439)	(47,396)	(185,571)	(25,957)	55%
Community Amenities	(323,118)	(486,444)	(2,980,663)	(163,326)	34%
Recreation and Culture	(401,309)	(440,664)	(3,164,950)	(39,355)	9%
Transport	(242,710)	(447,560)	(2,618,125)	(204,850)	46%
Economic Services	(38,495)	(41,073)	(333,671)	(2,578)	6%
Other Property and Services	(13,978)	(5,989)	0	7,989	0%
Total Operating Expenditure	(1,231,699)	(1,759,263)	(10,597,922)	(527,564)	30%
Adjustments for Non Cash					
Profit/(Loss) on Asset disposal	0	0	0	0	0%
Depreciation	0	308,984	1,853,525	308,984	100%
Total Adjustments for Non Cash	0	308,984	1,853,525	308,984	100%
Capital Expense and Revenue					
Additions - Furniture & Equipment	13,005	(6,284)	(37,700)	(19,289)	307%
Additions - Land & Buildings	7,964	(43,630)	(291,725)	(51,594)	118%
Additions - Plant & Equipment	(21,395)	(45,000)	(142,300)	(23,605)	52%
Additions - Roads	(2,167)	0	(407,550)	2,167	0%
Additions - Footpaths	(37,227)	0	(430,069)	37,227	0%
Additions - Drainage	2,982	(3,338)	(20,020)	(6,320)	189%
Additions - Parks & Reserves	0	(10,799)	(30,000)	(10,799)	100%
Additions - Miscellaneous	(577)	(1,773)	(44,925)	(1,196)	67%
Additions - Right of Ways	0	0	(78,200)	0	0%
Additions - Irrigation	(1,283)	0	(20,200)	1,283	0%
Proceeds from Disposal of Assets	4,418	0	67,950	(4,418)	0%
Proceeds from New Loans	0	0	0	0	0%
Principal Repayments/Disbursements	0	0	(337,457)	0	0%
Self Supporting Principal Repayments	0	0	43,141	0	0%
Transfer from Reserves	141,312	0	0	(141,312)	0%
Transfer to Reserves	(1,619)	(6,301)	(37,802)	(4,682)	74%
Total Capital Expense and Revenue	105,413	(117,125)	(1,766,857)	222,538	(190%)
Opening Surplus / (Deficit)	761,851	761,851	134,597	0	
Closing Surplus / (Deficit)	8,146,418	7,717,627	0	428,791	
AMOUNT REQUIRED FROM RATES	(8,116,770)	(8,115,312)	(8,115,312)	(438,618)	0%

TOWN OF COTTESLOE

OPERATING STATEMENT BY PROGRAM

FOR THE PERIOD ENDED 1 JULY 2012 TO 31 AUGUST 2012

	2012-2013 Actual \$	2012-2013 YTD Budget \$	2012-2013 Budget \$	Variances Budget to YTD Actual \$	Variances Budget to YTD Actual %
Revenue from Ordinary Activities					
General Purpose Funding	8,188,312	8,201,363	8,526,890	(13,051)	(0%)
Governance	80	6,051	36,300	(5,971)	(99%)
Law, Order and Public Safety	1,958	666	14,700	1,292	194%
Health	68,920	65,175	73,550	3,745	6%
Education and Welfare	0	2,317	34,900	(2,317)	(100%)
Community Amenities	121,215	80,133	430,750	41,082	51%
Recreation and Culture	132	92,585	365,856	(92,453)	(100%)
Transport	80,575	50,650	503,398	29,925	59%
Economic Services	49,661	23,414	140,450	26,247	112%
Other Property and Services	0	250	1,500	(250)	(100%)
Total Operating Revenue	8,510,853	8,522,604	10,128,294	(11,751)	(0%)
Expenses from Ordinary Activities					
General Purpose Funding	(38,001)	(43,353)	(216,074)	5,352	12%
Governance	(86,294)	(170,125)	(623,721)	83,831	49%
Law, Order and Public Safety	(40,258)	(39,893)	(254,613)	(365)	(1%)
Health	(26,077)	(36,516)	(219,031)	10,439	29%
Education and Welfare	(21,439)	(47,396)	(185,571)	25,957	55%
Community Amenities	(323,118)	(486,444)	(2,980,664)	163,326	34%
Recreation and Culture	(401,309)	(440,664)	(2,784,468)	39,355	9%
Transport	(242,710)	(447,560)	(2,618,126)	204,850	46%
Economic Services	(38,495)	(41,073)	(333,671)	2,578	6%
Other Property and Services	(13,977)	(5,989)	0	(7,988)	(133%)
Total Operating Expenditure	(1,231,678)	(1,759,013)	(10,215,939)	527,335	30%
Borrowing Costs					
Governance	(20)	(250)	(1,500)	230	92%
Recreation and Culture	0	0	(380,483)	0	
Total	(20)	(250)	(381,983)	230	92%
Grants / Contributions for Asset Development					
Recreation and Culture	0	576	3,456	(576)	
Transport	0	0	244,907	0	
Total	0	576	248,363	(576)	(100%)
Profit/ (Loss) on Asset Disposal					
Governance	0	0	0	0	
Community Amenities	0	0	0	0	
Recreation and Culture	0	0	0	0	
Transport	0	0	0	0	
Economic Services	0	0	0	0	
Total	0	0	0	0	
NET PROFIT OR LOSS	7,279,155	6,763,917	(221,265)	515,238	(8%)

TOWN OF COTTESLOE

OPERATING STATEMENT BY NATURE & TYPE

FOR THE PERIOD ENDED 1 JULY 2012 TO 31 AUGUST 2012

	2012-2013 YTD Actual \$	2012-2013 YTD Budget \$	2012-2013 Budget \$	Variances Budget to Actual YTD \$	Variances Budget to Actual YTD %
Operating Revenue					
Rates	8,116,770	8,115,312	8,115,312	1,458	0%
Grants - Operating	0	48,682	228,578	(48,682)	
Fees & Charges	343,795	317,164	1,356,100	26,631	8%
Interest Earnt	52,349	28,742	180,400	23,607	82%
Other Revenue	(2,060)	12,704	247,904	(14,764)	(116%)
Total Operating Revenue	8,510,854	8,522,604	10,128,294	(11,750)	(0%)
Operating Expenditure					
Employee Costs	(514,715)	(537,657)	(3,497,000)	22,942	4%
Contractors and Materials	(398,413)	(614,772)	(3,591,369)	216,359	35%
Depreciation	0	(308,984)	(1,853,525)	308,984	100%
Insurance	(104,071)	(79,206)	(146,160)	(24,865)	(31%)
Interest Expense	(20)	(250)	(381,983)	230	92%
Utility Costs	(32,243)	(50,136)	(312,910)	17,893	36%
Other Expenses	(182,237)	(168,258)	(814,975)	(13,979)	(8%)
Total Operating Expenditure	(1,231,699)	(1,759,263)	(10,597,922)	527,564	30%
Grants/Contributions - Non Operating	0	576	248,363	(576)	(100%)
Profit on Asset Disposals	0	0	0	0	
Loss on Asset Disposals	0	0	0	0	
NET PROFIT OR LOSS	7,279,155	6,763,917	(221,265)	515,238	8%

TOWN OF COTTESLOE

STATEMENT OF FINANCIAL POSITION

FOR THE PERIOD 1 JULY 2012 TO 31 AUGUST 2012

	2012-2013 YTD Actual	2011-2012 YTD Actual	2011-2012 Actual
CURRENT ASSETS			
Receivables			
Rates	3,986,154	6,411,637	107,140
Sundry Debtors	39,013	164,733	82,749
Accrued Income	15,953	0	60,673
Self Supporting Loans	43,143	40,680	43,143
Other	3,349	0	0
GST	94	(50)	(9)
Inventories			
Stock - Books	46,125	46,404	46,125
Cash Assets			
Municipal Account	2,384,996	193,219	(13,992)
Till Floats	700	700	700
Investment Account	582,075	432,631	1,252
Term Investments	2,457,956	1,786,717	1,422,383
Restricted - Reserves	872,298	810,450	1,011,810
Restricted - Trust	572,723	534,715	572,743
TOTAL CURRENT ASSETS	11,004,579	10,421,836	3,334,718
CURRENT LIABILITIES			
Payables	1,218,953	1,264,272	216,063
Payable Trust	605,151	275,402	564,318
Accrued Expenses	109,428	550,667	729,108
Interest Bearing Liabilities	337,457	318,423	337,457
Provisions	446,618	398,213	445,670
TOTAL CURRENT LIABILITIES	2,717,607	2,806,977	2,292,616
NON CURRENT ASSETS			
Receivables			
Deferred Rates & ESL	205,420	200,692	205,420
Self Supporting Loans	337,611	380,754	337,611
Property Plant and Equipment			
Furniture and Equipment	387,538	438,191	400,543
Land and Buildings	12,074,714	12,204,703	12,082,678
Plant and Equipment	695,698	656,136	678,718
Equity Investments	1,216,445	1,250,971	1,216,445
Infrastructure			
Roads	7,094,622	7,457,467	7,092,455
Footpaths	1,762,718	1,742,532	1,725,491
Drainage	3,548,020	3,643,337	3,551,002
Parks and Reserves	182,751	195,423	182,751
Miscellaneous	762,436	659,469	761,859
Street Furniture	234,287	255,018	234,287
Right of Ways	154,734	46,922	154,734
Irrigation	351,844	417,793	350,560
TOTAL NON CURRENT ASSETS	29,008,838	29,549,408	28,974,554

TOWN OF COTTESLOE

STATEMENT OF FINANCIAL POSITION

FOR THE PERIOD 1 JULY 2012 TO 31 AUGUST 2012

	2012-2013 YTD Actual	2011-2012 YTD Actual	2011-2012 Actual
NON CURRENT LIABILITIES			
Interest Bearing Liabilities	5,870,772	6,208,230	5,870,772
Provisions	53,320	45,428	53,320
TOTAL NON CURRENT LIABILITIES	5,924,092	6,253,658	5,924,092
NET ASSETS	31,371,718	30,910,609	24,092,564
EQUITY			
Reserves - Cash Backed	872,299	810,450	1,011,812
Reserves - Asset Revaluation	109,426	109,426	109,426
Retained Surplus	30,389,993	29,990,733	22,971,326
TOTAL EQUITY	31,371,718	30,910,609	24,092,564
RESERVES - CASH BACKED			
Opening Balance	736,654	736,654	736,655
Transfer to Reserves	532,439	73,796	530,820
Transfer from Reserves	(396,795)	0	(255,663)
TOTAL RESERVES - CASH BACKED	872,298	810,450	1,011,812
RESERVES - ASSET REVALUATION			
Opening Balance	109,426	109,426	109,426
TOTAL RESERVES - ASSET REVALUATION	109,426	109,426	109,426
RETAINED SURPLUS			
Opening Balance	23,246,483	23,105,781	23,071,255
Change in Net Assets from Operations	7,279,155	6,958,748	175,228
Transfer from Reserve	396,795	0	255,663
Transfer to Reserve	(532,439)	(73,796)	(530,820)
TOTAL RETAINED SURPLUS	30,389,994	29,990,733	22,971,326
TOTAL EQUITY	31,371,718	30,910,609	24,092,564

TOWN OF COTTESLOE

STATEMENT OF FINANCIAL ACTIVITY

FOR THE PERIOD ENDED 1 JULY 2012 TO 31 AUGUST 2012

Note 1. NET CURRENT ASSETS

	2012/13 YTD Actual	2011/12 Forecast
CURRENT ASSETS	11,004,579	3,334,718
- Less Trust Bank Account	572,723	572,743
- Less Self Supporting Loans	43,143	43,143
- Reserves	872,298	1,011,810
ADJUSTED CURRENT ASSETS	9,516,415	1,707,022
CURRENT LIABILITIES	2,717,607	2,292,616
- Less Trust	605,151	564,318
- Less Loans	337,457	337,457
- Less Provisions	446,618	445,670
- Other	(41,616)	-
ADJUSTED CURRENT LIABILITIES	1,369,997	945,171
SURPLUS / (DEFICIT)	8,146,418	761,851

TOWN OF COTTESLOE

STATEMENT OF FINANCIAL ACTIVITY - VARIANCE ANALYSIS
FOR THE PERIOD ENDED 1 JULY 2012 TO 31 AUGUST 2012

Note 2. VARIANCES (Report on material variances from the Statement of Financial Activity)
(Material variances are deemed to be greater than 15% or \$25,000)

OPERATING REVENUE

<u>Program/Nature & Type</u>	<u>YTD Actual</u> \$	<u>YTD Budget</u> \$	<u>Variance</u> \$	<u>Variance</u> %	<u>Impact of Variation</u>	<u>Main Factors</u> \$	<u>Manager</u>	<u>Officer</u>	<u>Main Factors Influencing Variance</u>
General Purpose Funding	71,542	86,051	(14,509)	(17%)	Timing	Non material value			
Governance	80	6,051	(5,971)	(99%)	Timing	Non material value			
Law, Order & Public Safety	1,958	666	1,292	194%	Timing	Non material value			
Education & Welfare	-	2,317	(2,317)	(100%)	Timing	Non material value			
Community Amenities	121,215	80,133	41,082	51%	Extra income Possible extra revenue	26,081 14,415	MDS MDS	PEHO MDS	Extra revenue from additional domestic waste charges Extra revenue from Town Planning fees
Recreation & Culture	132	93,161	(93,029)	(100%)	Timing	(85,000)	MCCS	FM	Timing of lease charges
Transport	80,575	50,650	29,925	59%	Possible extra revenue	29,890	MCCS	SR	Ahead of year to date revenue from parking
Economic Services	49,661	23,414	26,247	112%	Possible extra revenue	21,707	MDS	BS	Ahead of year to date revenue from building applications
Other Property & Services	-	250	(250)	(100%)	Timing	Non material value			

TOWN OF COTTESLOE

STATEMENT OF FINANCIAL ACTIVITY - VARIANCE ANALYSIS
FOR THE PERIOD ENDED 1 JULY 2012 TO 31 AUGUST 2012

Note 2. VARIANCES (Report on material variances from the Statement of Financial Activity)
OPERATING EXPENDITURE

<u>Program/Nature & Type</u>	<u>YTD Actual</u> \$	<u>YTD Budget</u> \$	<u>Variance</u> \$	<u>Variance</u> %	<u>Explanation</u>	<u>Main Factors</u> \$	<u>Manager</u>	<u>Officer</u>	<u>Main Factors Influencing Variance</u>
Governance	(86,314)	(170,375)	84,061	49%	Timing	11,553	MCCS	FM	Subscriptions less than year to date budget
					Timing	8,206	MCCS	FM	WESROC expense less than year to date budget
					Timing	6,520	MCCS	FM	Contractors less than year to date budget
					Timing	7,240	FM	FM	Meeting costs less than expected
					Non Cash	19,376	FM	FM	Depreciation not run
					Timing	11,703	FM	FM	Wages in administration less than expected
					Timing	6,871	FM	FM	Training in administration less than expected
Health	(26,077)	(36,516)	10,439	29%	Timing	Non material value			
Education & Welfare	(21,439)	(47,396)	25,957	55%	Timing	Non material value			
Community Amenities	(323,118)	(486,444)	163,326	34%	Timing	163,326	FM	FM	No accrued expenses posted
Recreation & Culture	(401,309)	(440,664)	39,355	9%	Timing	39,355	FM	FM	No accrued expense or depreciation posted
Transport	(242,710)	(447,560)	204,850	46%	Timing	204,850	FM	FM	No accrued expense or depreciation posted
Other Property & Services	(13,978)	(5,989)	(7,989)	(133%)	Timing	Non material value	FM	FM	

TOWN OF COTTESLOE

STATEMENT OF FINANCIAL ACTIVITY - VARIANCE ANALYSIS
FOR THE PERIOD ENDED 1 JULY 2012 TO 31 AUGUST 2012

Note 2. VARIANCES (Report on material variances from the Statement of Financial Activity)

CAPITAL, NON CASH & RESERVE TRANSFERS

Non_Cash	YTD Actual \$	YTD Budget \$	Variance \$	Variance %	Explanation	Manager	Officer	Main Factors Influencing Variance
Depreciation	-	308,984	308,984	100%	Timing	FM	FM	Depreciation not run until annual accounts finalised
Capital Expenditure								
- Furniture & Equipment	13,005	(6,284)	19,289	307%	Timing	FM	FM	Accrued expenses from prior year
- Land & Buildings	7,964	(43,630)	51,594	118%	Timing	FM	FM	Accrued expenses from prior year plus timing of works
- Plant & Equipment	(21,395)	(45,000)	23,605	52%	Timing	MES	FM	Timing of plant purchases
- Infrastructure Footpaths	(37,227)	0	(37,227)		Timing	FM	FM	Timing of footpath works
- Infrastructure Drainage	2,962	(3,336)	6,320	189%	Timing	FM	FM	Non material value
- Infrastructure Parks & Reserves	0	(10,799)	10,799	100%	Timing	MES	MES	Non material value
- Infrastructure Miscellaneous	(577)	(1,773)	1,196	67%	Timing			Non material value

Transfers To/From Reserves

	YTD Actual \$	YTD Budget \$	Variance \$	Variance %	Explanation	Manager	Officer	Main Factors Influencing Variance
- Transfers from Reserves	141,312	0	141,312	#DIV/0!	Grant funding	FM	FM	Financial assistance grant funding deposited in advance
- Transfer to Reserves	(1,619)	(6,301)	4,682	74%	Timing			Non material value

TOWN OF COTTESLOE

BUDGET AMENDMENTS

FOR THE PERIOD ENDED 1 JULY 2012 TO 31 AUGUST 2012

<u>GL Account Code</u>	<u>Description</u>	<u>Council Resolution & Date</u>	<u>Classification</u>	<u>Value of Budget Amendment</u>	<u>Funding Arrangement</u>
35.4050.2	Solar Panels at the Civic Centre	11.1.1.1 (July 2012)	Capital Expenditure	\$ 45,000	From reserves (Civic Centre \$20,191 & property \$24,809)
41.1048.2	Blackspot Works - Lighting and Islands near Mosman Park Station	10.4.11 (August 2012)	Capital Expenditure	\$ 45,000	Blackspot funding with Grant Funding of \$90,000 and total expenditure of \$135,000
75.9000.3/75	Parks & Gardens Maintenance	10.4.12 (August 2012)	Operating Expenditure	\$ -	To commit \$20,000 of the parks and gardens maintenance budget specifically to upgrading the Marrison Street Pre-Primary Grounds

TOWN OF COTTESLOE

LIST OF ACCOUNTS PAID DURING AUGUST 2012 AND PRESENTED TO A MEETING OF THE WORKS & CORPORATE SERVICES COMMITTEE HELD ON 18TH SEPTEMBER 2012

CERTIFICATE OF CHIEF EXECUTIVE OFFICER



<u>Date</u>	<u>Payment Reference</u>	<u>Payee</u>	<u>Description</u>	<u>Amount</u>
2/08/2012	00023662	BCITF	BCITF June 2012	\$ 8,622.03
2/08/2012	00023663	City of Nedlands	WESROC - LINC'S Community Directory	\$ 630.30
2/08/2012	00023664	Cobblestone Concrete	Footpath repairs	\$ 3,498.00
2/08/2012	00023665	Dept of Premier & Cabinet	Government Gazette advertising	\$ 2,928.90
2/08/2012	00023666	FESA DBA Monitoring	Annual fire alarm monitoring Civic Centre	\$ 1,569.21
2/08/2012	00023667	Myaree Windows & Maintenance	Replace broken glass @ Lesser Hall	\$ 401.50
2/08/2012	00023668	S J Pyvis	Elected member expense claim 1 Jan - 30 Jun 12	\$ 3,600.00
2/08/2012	00023669	Quickaway Excavations Pty Ltd	Remove & replace 2 streetlight poles @ Harvey Field	\$ 7,150.00
2/08/2012	00023670	Synergy	Electricity supply various locations 13 May - 12 Jul 12	\$ 823.25
2/08/2012	00023671	T G Kieckhefer	Bond refund 26 Lyons St	\$ 1,000.00
2/08/2012	00023672	Liver-Pools	Refund Fees	\$ 256.30
2/08/2012	00023673	J B McElhinney	Bond refund 4 Brighton St	\$ 1,000.00
2/08/2012	00023674	AMP Life - Superleader	Superannuation	\$ 19.13
2/08/2012	00023675	REST Superannuation	Superannuation	\$ 186.22
2/08/2012	00023676	WA Local Govt Superannuation Plan	Superannuation	\$ 28,180.30
3/08/2012	00023677	Sabine Lunn	Refund - Cancellation of wedding photographs	\$ 90.00
3/08/2012	00023678	Phase 3 Landscape Construction	Bond refund 9 Congdon St	\$ 1,000.00
3/08/2012	00023679	R C Glasfurd	Bond refund 1 & 2/5 John Street	\$ 1,000.00
9/08/2012	00023680	Australian Institute of Building Surveyors	AIBS state conference 23 & 24 Aug 12	\$ 900.00
9/08/2012	00023681	Cancer Support Association of WA	Donation - Light & sound concert	\$ 2,000.00
9/08/2012	00023682	Environmental Health Association	Corporate membership fee 2012/2013	\$ 500.00
9/08/2012	00023683	Harvey Norman - Peppermint Grove	Hardware supplies for depot	\$ 173.00
9/08/2012	00023684	Synergy	Electricity charge various locations	\$ 4,888.45

<u>Date</u>	<u>Payment Reference</u>	<u>Payee</u>	<u>Description</u>	<u>Amount</u>
9/08/2012	00023685	Town of Cottesloe	Leaving gifts	\$ 125.00
9/08/2012	00023686	K D Goodin	Bond refund 53 Griver St	\$ 1,000.00
9/08/2012	00023687	Sabrina Elias	Key bond refund - Lesser Hall	\$ 40.00
9/08/2012	00023688	Cottesloe Animal Hospital	Refund of payment	\$ 136.35
16/08/2012	00023689	T S Jones	Bond refund 15 Loma St	\$ 1,000.00
16/08/2012	00023690	Infringement Payment Centre	Infringement-failure to provide require information	\$ 163.50
16/08/2012	00023691	Alinta	Gas supply 1 May - 31 Jul 12	\$ 136.75
16/08/2012	00023692	Building Commission	BSL June 2012	\$ 2,545.35
16/08/2012	00023693	Car Parking Technologies Ltd	Maintenance fee - Jul 12	\$ 1,022.54
16/08/2012	00023694	Foreshore Rehabilitation & Landscaping	Fencing - Cottesloe coastcare rehabilitation site	\$ 12,702.80
16/08/2012	00023695	Mosman Park Men's Community Shed Inc	Contribution 12/13	\$ 10,000.00
16/08/2012	00023696	Telstra Corporation Limited	Service/equipment charges 13 Jul - 12 Aug	\$ 1,718.66
16/08/2012	00023697	Westcoast Community Centre Inc	Contribution to printing costs for newsletter	\$ 1,500.00
20/08/2012	00023698	AMP Life - Superleader	Superannuation	\$ 75.25
20/08/2012	00023699	RecruitmentSuper	Superannuation	\$ 137.73
20/08/2012	00023700	WA Local Govt Superannuation Plan	Superannuation	\$ 13,912.67
23/08/2012	00023701	WA Local Govt Superannuation Plan	Superannuation	\$ 140.74
23/08/2012	00023702	BCITF	BCITF July 2012	\$ 14,670.00
23/08/2012	00023703	City of South Perth	Towns contribution to LSL - L Stone	\$ 5,972.09
23/08/2012	00023704	Pets of Older Persons (POOPS) WA In	Contribution to promotional costs	\$ 1,050.00
23/08/2012	00023705	Synergy	Streetlight tariff 25 Jun - 24 Jul 12	\$ 12,063.05
23/08/2012	00023706	C L Pattison	Key bond refund - Lesser Hall hire	\$ 40.00
23/08/2012	00023707	Buckingham Redevelopment	Bond refund - 118 Marine Pde	\$ 1,000.00
23/08/2012	00023708	K R Harris	Overpayment of building services levy	\$ 40.00
29/08/2012	00023709	City Farmers	Garden supplies - Civic Centre gardens	\$ 266.55
29/08/2012	00023710	Cobblestone Concrete	Install footpaths various locations	\$ 34,368.12
29/08/2012	00023711	Town of Cottesloe	Council's contribution for leaving employee	\$ 75.00
30/08/2012	00023712	AMP Life - SuperLeader	Superannuation	\$ 155.77
30/08/2012	00023713	Colonial First State	Superannuation	\$ 18.79
30/08/2012	00023714	RecruitmentSuper	Superannuation	\$ 145.38
30/08/2012	00023715	WA Local Govt Superannuation Plan	Superannuation	\$ 13,452.85
30/08/2012	00023716	J Kappler	Refund	\$ 128.40
30/08/2012	00023717	Peter Bell Construction	Bond refund 8 Hamersley St	\$ 1,000.00
30/08/2012	00023718	Chas Greenwell Smash Repairs	Excess for insurance - 1DCT412	\$ 300.00
30/08/2012	00023719	Cottesloe Playgroup Inc	2011/2012 Donation	\$ 5,000.00
2/08/2012	547.1098	National Australia Bank Business Visa	Return flights to Melbourne - Sustainability \$368.81	\$ 377.81
			Monthly credit card fee \$9.00	

<u>Date</u>	<u>Payment Reference</u>	<u>Payee</u>	<u>Description</u>	<u>Amount</u>
3/08/2012	548.1020	By Word of Mouth Pty Ltd	Catering for works & corporate meeting	\$ 401.50
3/08/2012	548.1081	Envirocare Systems Pty Ltd	Service Charge - waterless urinal @ Civic Centre	\$ 288.20
3/08/2012	548.1093	DORMA Automatics Pty Ltd	Repair damaged front door - Civic Centre	\$ 1,282.05
3/08/2012	548.1116	Kyocera Mita Australia Pty Ltd	Photocopy meter reading Jun 12	\$ 1,211.66
3/08/2012	548.1151	JIT Pty Ltd	Root hosting Cottesloe website & Maintenance Plan 12/13	\$ 4,650.80
3/08/2012	548.122	Jackson McDonald Lawyers	Annual audit review	\$ 363.00
3/08/2012	548.1249	Jtagz Pty Ltd	500x2015 dog tags	\$ 247.50
3/08/2012	548.1262	The Framing House	Frame - WALGA Climate Change Declaration	\$ 140.00
3/08/2012	548.1285	Glyde Gallery Conservation	Conservation treatment of council photographs	\$ 3,350.00
3/08/2012	548.132	Landfill Gas & Power Pty Ltd	Black power supply - Jun 12	\$ 2,769.27
3/08/2012	548.1342	Greensense Pty Ltd	Greenhouse Gas Reduction Plan - End Stage three	\$ 4,180.00
3/08/2012	548.1398	LGISWA	LGIS Property insurance - 1st instalment	\$ 38,453.72
3/08/2012	548.1479	Environmental Wastewater C S Pty Ltd	Road sweeping Jun 12	\$ 7,562.50
3/08/2012	548.1513	GT Earthmoving (WA) Pty Ltd	Removal of 2 underground fuel tanks	\$ 12,556.50
3/08/2012	548.1523	Turf Grass Association of Australia	Turf Alive 2012 Nermtoode Management Sump	\$ 396.00
3/08/2012	548.153	LGIS Insurance Broking	Town of Cottesloe fleet vehicles insurance 12/13	\$ 31,224.94
3/08/2012	548.1536	Central Institute of Technology	Short course - semester 2 2012	\$ 200.00
3/08/2012	548.1537	Swan Canoe Club (Inc)	Contribution to building program - Disability Access	\$ 4,000.00
3/08/2012	548.1545	GA Perry Plumbing	Replaced broken tap	\$ 191.40
3/08/2012	548.156	The Old Mal Whalebone Classic	Donation - 2012 Whalebone Classic 14 & 15 Jul 12	\$ 5,000.00
3/08/2012	548.16	Presswise Publications	Civic Centre News - Post News 14 Jul 12	\$ 979.00
3/08/2012	548.201	Environmental Printing Company	Stationery order	\$ 1,716.00
3/08/2012	548.210	Hays Specialist Recruitment (Aust.)	Temporary administration officer w/e 13 & 20 Jul 12	\$ 3,000.60
3/08/2012	548.26	Greenway Enterprises	4 reels of trimmer line	\$ 419.76
3/08/2012	548.390	North Cottesloe Surf Life Saving Club	Local sporting & community grant 2012/2013	\$ 4,000.00
3/08/2012	548.41	Baileys Fertilisers	Supply/apply fertiliser-Jasper Green & Grant Marine Park	\$ 2,204.73
3/08/2012	548.47	Collisters Electrical	Replace damaged light switch Lesser Hall	\$ 242.00
3/08/2012	548.524	MetroCount	Figure 8 Road Cleat 10 Pack	\$ 268.40
3/08/2012	548.54	Snap Printing	Plan printing	\$ 7.35
3/08/2012	548.55	Shire of Peppermint Grove	Joint library contribution	\$ 156,450.30
3/08/2012	548.563	Kelyn Training Services	E-Learn training course - D Howson	\$ 84.00
3/08/2012	548.651	E & MJ Roshier Pty Ltd	Hardware supplies for plant equipment	\$ 133.05
3/08/2012	548.70	Digital Mapping Solutions	IntraMaps Subscription Plan 1 Jul 12 - 30 Jun 13	\$ 15,015.00
3/08/2012	548.79	Perth Irrigation Centre	Irrigation hardware supplies	\$ 231.16
3/08/2012	548.8	WA Hino	Replacement fuel cap for 2T truck	\$ 56.65
3/08/2012	548.812	Highway Drycleaners	Dry-cleaning - Jun 12	\$ 111.00
3/08/2012	548.83	Flexi Staff Pty Ltd	Temporary depot staff w/e 14 & 21 Jul 12	\$ 6,620.16

<u>Date</u>	<u>Payment Reference</u>	<u>Payee</u>	<u>Description</u>	<u>Amount</u>
3/08/2012	548.84	West Australian Local Government As	Marketforce advertising - Jun 12	\$ 2,017.90
3/08/2012	548.85	Western Metropolitan Regional Council	Transfer station disposal	\$ 458.60
3/08/2012	548.88	Ocean IT Pty Ltd	Onsite managed IT & software - Jul 12	\$ 8,297.30
3/08/2012	548.89	Major Motors Pty Ltd	Service 2T 1CTU853	\$ 520.73
3/08/2012	548.94	Insight CCS Pty Ltd	After hours answering service - Jun 12	\$ 342.82
3/08/2012	548.955	Minuteman Press	Printing of 2012/2013 budget	\$ 632.97
8/08/2012	549.1020	By Word of Mouth Pty Ltd	Catering for Development Services meeting 16 Jul 12	\$ 385.00
8/08/2012	549.103	Benara Nurseries	Assortment of plants	\$ 1,368.91
8/08/2012	549.1050	Turf & Horticulture Industries	Spray broadleaf on foreshore	\$ 880.00
8/08/2012	549.1083	Zip Heaters (Aust) Pty Ltd	Service to water tap unit in staff kitchen	\$ 433.40
8/08/2012	549.114	Creation Landscape Supplies	White washed sand & native mix	\$ 1,015.20
8/08/2012	549.1221	RealEvents	Registration Coast to Coast 2012 17-21 Sep 12	\$ 998.00
8/08/2012	549.1245	Nu-Trac Rural Contracting	Beach cleaning - July 12	\$ 2,630.00
8/08/2012	549.1419	Aircortec	Inspect/repair door controls @ Civic Centre	\$ 420.00
8/08/2012	549.1525	Repave Spray-On Paving	Spray on paving - median strip Marine/Napier St	\$ 1,210.00
8/08/2012	549.1547	Joondalup Community Coast Care Forum	Contribution for hosting Leighton contractors corporate event	\$ 1,320.00
8/08/2012	549.19	McLeods Barristers & Solicitors	Legal advice	\$ 904.11
8/08/2012	549.20	Hillmack Sales (Australia) Pty Ltd	Footpath mix	\$ 728.00
8/08/2012	549.200	Paint Industries Pty Ltd	2x1lt road marking paint	\$ 60.00
8/08/2012	549.210	Hays Specialist Recruitment (Aust.)	Temporary administration officer	\$ 1,658.36
8/08/2012	549.25	P & A Hughes & Sons	Hire of backhoe & removal of waste/rubble from depot	\$ 4,999.50
8/08/2012	549.32	D Derwin	Reimbursement of telephone expenses 23 Apr - 11 Jun 12	\$ 120.85
8/08/2012	549.38	Veolia Environmental Services	Site charge - depot hook bin	\$ 869.54
8/08/2012	549.526	Zipform Pty Ltd	Printing of rates 2012/2013	\$ 10,422.78
8/08/2012	549.54	Snap Printing	Plan printing	\$ 45.30
8/08/2012	549.544	B M Pember	Consulting services	\$ 3,201.00
8/08/2012	549.8	WA Hino	Replace indicator lens	\$ 84.85
8/08/2012	549.803	Natural Area Holdings PL	Weed management - Watermans Bay	\$ 643.50
8/08/2012	549.83	Flexi Staff Pty Ltd	Temporary depot staff w/e 28 Jul 12	\$ 4,388.34
8/08/2012	549.85	Western Metropolitan Regional Council	Transfer station disposal	\$ 203.02
8/08/2012	549.89	Major Motors Pty Ltd	Service fleet vehicle	\$ 725.16
8/08/2012	549.891	Austral Mercantile Collections Pty	Rates - debt recovery Jul 12	\$ 291.06
8/08/2012	549.908	Transpacific Cleanaway	Domestic & bulk collection	\$ 53,916.05
8/08/2012	549.93	W R Vivian & Sons	Plumbing works @ Civic Centre & depot	\$ 264.71
16/08/2012	550.1020	By Word of Mouth Pty Ltd	Catering for council meeting	\$ 1,040.60
16/08/2012	550.1039	Forestvale Trees Pty Ltd	Assortment of trees	\$ 3,146.00
16/08/2012	550.1042	Recall Information Management Pty Ltd	Offsite shredding service - Jul 12	\$ 77.61
16/08/2012	550.105	Active Transport & Tilt Tray Service	2 vehicles towed away	\$ 198.00

<u>Date</u>	<u>Payment Reference</u>	<u>Payee</u>	<u>Description</u>	<u>Amount</u>
16/08/2012	550.1066	Subaru Osborne Park	25,000km Service 1DSR101	\$ 327.00
16/08/2012	550.111	Murphy's Electrical Company	Electrical work in Lesser Hall	\$ 107.80
16/08/2012	550.1133	Lock, Stock & Farrell Locksmith Ptd	Change locks on 2 entry doors Caretakers cottage	\$ 291.50
16/08/2012	550.1142	Fleet Partners Pty Ltd	Monthly lease fees coastcare vehicle - Aug 12	\$ 875.54
16/08/2012	550.122	Jackson McDonald Lawyers	Legal advice	\$ 24,057.98
16/08/2012	550.1244	The Churches' Commission on Education	Contribution to Shenton College Chaplain	\$ 2,200.00
16/08/2012	550.132	Landfill Gas & Power Pty Ltd	Black power supply - Jul 12	\$ 3,488.63
16/08/2012	550.1334	Down Under Stump Grinding Pty Ltd	Grind stumps various sites	\$ 660.00
16/08/2012	550.1361	Dept of Transport	Search for vehicle ownership - Jun 12	\$ 744.00
16/08/2012	550.1378	C J Watterson	Reimbursement - gift voucher, flowers & chocolates	\$ 86.86
16/08/2012	550.139	Australia Post	Daily mail - Jul 12	\$ 1,197.64
16/08/2012	550.1473	Eco Resources Pty Ltd	Receive rubble/waste from depot	\$ 990.00
16/08/2012	550.1493	Need A Bin	Monthly site fee for e-waste skip - Jul 12	\$ 66.00
16/08/2012	550.1522	Prospero Civic & Cadd Designs	Engineering consulting services	\$ 7,128.00
16/08/2012	550.1526	Antiskid Industries Pty Ltd	Install antiskid cycle lane outside North Cott Primary School	\$ 14,520.00
16/08/2012	550.1549	Grey-Smith Design	Restoration of Centrefold Sculpture - Marine Pde	\$ 2,700.00
16/08/2012	550.1550	Commonwealth Bank of Australia	Audit Certificate	\$ 60.00
16/08/2012	550.188	Bob Jane T-Mart	Alignment - Front & Rear	\$ 75.00
16/08/2012	550.19	McLeods Barristers & Solicitors	Legal advice	\$ 4,553.05
16/08/2012	550.194	Magnapower	Hardware supplies	\$ 889.30
16/08/2012	550.205	Cottesloe News Delivery	Daily papers delivered 8 Jul - 4 Aug 12	\$ 50.72
16/08/2012	550.210	Hays Specialist Recruitment (Aust.)	Placement fee - Administration officer	\$ 8,937.26
16/08/2012	550.22	Landgate - VGO	Fortnightly valuation service 23 Jun - 6 Jul 12	\$ 1,118.35
16/08/2012	550.35	Cottesloe IGA	Catering supplies	\$ 164.21
16/08/2012	550.522	Dogs Refuge Home (WA) Incorporated	Pound fees Jan - Jun 12	\$ 3,364.90
16/08/2012	550.539	Local Health Authorities Analytical	Analytical services 2012/2013	\$ 1,924.37
16/08/2012	550.55	Shire of Peppermint Grove	Joint library contribution - Bore works	\$ 32,184.03
16/08/2012	550.581	ID Consulting Pty Ltd	WESROC-economy id yearly subscription 1 Sep 12 - 31 Aug 13	\$ 13,310.00
16/08/2012	550.609	WA Rangers Association	Membership fees - 2012	\$ 100.00
16/08/2012	550.62	Bunnings Group Ltd	Door hinge/latch	\$ 30.15
16/08/2012	550.75	Safety Zone Australia Pty Ltd	Safety boots for depot staff	\$ 577.50
16/08/2012	550.79	Perth Irrigation Centre	Irrigation hardware supplies	\$ 58.05
16/08/2012	550.809	Biara Conservation Services	10 days handweeding @ Iluka foreshore	\$ 3,168.00
16/08/2012	550.83	Flexi Staff Pty Ltd	Temporary depot staff w/e 4 Aug 12	\$ 4,795.34
16/08/2012	550.84	West Australian Local Government Associat	Annual subscription 12/13	\$ 29,802.13
16/08/2012	550.85	Western Metropolitan Regional Council	Transfer station waste disposal	\$ 5,422.94
16/08/2012	550.86	Statewide Line Marking	Paint parking bays in Napier St	\$ 411.40
16/08/2012	550.89	Major Motors Pty Ltd	Service 3T 1DFQ064	\$ 615.44

<u>Date</u>	<u>Payment Reference</u>	<u>Payee</u>	<u>Description</u>	<u>Amount</u>
16/08/2012	550.908	Transpacific Cleanaway	Waste collection Jul 12	\$ 40,002.50
16/08/2012	550.951	Melville Subaru	Service to 1DKN054	\$ 392.10
16/08/2012	550.978	Aussie Cherry Picker Hire	Hire of cherry picket - tree removal & pruning	\$ 918.50
21/08/2012	551.5	LGRCEU	Union fees	\$ 349.20
21/08/2012	552.51	Westnet Pty Ltd	Internet usage 1 Aug - 1 Sep 12	\$ 331.21
21/08/2012	553.176	Custom Service Leasing Pty Ltd	Fuel for custom fleet - Aug 12	\$ 7,228.74
23/08/2012	558.105	Active Transport & Tilt Tray Service	Towing fees	\$ 198.00
23/08/2012	558.11	Swanbourne Hardware	Hardware supplies	\$ 221.90
23/08/2012	558.1541	Cat Welfare Society Inc T/A Cat Haven	Vet treatment & boarding costs	\$ 2,235.00
23/08/2012	558.1545	GA Perry Plumbing	Plumbing work in various locations	\$ 610.50
23/08/2012	558.1548	Griffin Panel & Paint	Insurance excess Subaru 1DEQ912	\$ 300.00
23/08/2012	558.1553	M J Yates	Illustration of a Heritage Map	\$ 5,000.00
23/08/2012	558.17	Post Newspaper Pty Ltd	Cott page publication - Post News - Jul 12	\$ 1,320.00
23/08/2012	558.188	Bob Jane T-Mart	Replacement rear tyre & wheel balance	\$ 224.00
23/08/2012	558.19	McLeods Barristers & Solicitors	Parking Prosecution	\$ 1,122.69
23/08/2012	558.194	Magnapower	MIG welder	\$ 543.40
23/08/2012	558.199	ADH Motorised Golf Cars & Utility	Service Civic Centre club car	\$ 228.25
23/08/2012	558.210	Hays Specialist Recruitment (Aust.)	Temporary administration officer w/e 10 Aug 12	\$ 1,658.36
23/08/2012	558.22	Landgate - VGO	Fortnightly valuation service 7 - 20 Jul 12	\$ 186.48
23/08/2012	558.25	P & A Hughes & Sons	Hire of mini excavator	\$ 1,386.00
23/08/2012	558.26	Greenway Enterprises	Hardware supplies	\$ 269.06
23/08/2012	558.35	Cottesloe IGA	Catering supplies	\$ 65.32
23/08/2012	558.37	Corporate Express Australia Ltd	Hardware supplies	\$ 1,979.10
23/08/2012	558.49	Charles Service Company	Civic Centre cleaning contract - Jul 12	\$ 5,608.93
23/08/2012	558.544	B M Pember	Consulting services	\$ 2,904.00
23/08/2012	558.55	Shire of Peppermint Grove	Curtin Aged Persons Homes	\$ 121.77
23/08/2012	558.607	Turf Care WA Pty Ltd	Civic Centre lawn restoration	\$ 4,972.00
23/08/2012	558.79	Perth Irrigation Centre	Irrigation hardware supplies	\$ 339.61
23/08/2012	558.83	Flexi Staff Pty Ltd	Temporary depot staff w/e 11 Aug 12	\$ 3,726.25
23/08/2012	558.84	West Australian Local Government Associat	Marketforce advertising - Jul 12	\$ 743.42
23/08/2012	558.85	Western Metropolitan Regional Council	Transfer station waste disposal	\$ 32,905.44
23/08/2012	558.88	Ocean IT Pty Ltd	Onsite managed IT - Aug 12	\$ 8,297.30
23/08/2012	558.998	Road Signs Australia Pty Ltd	2 Street signs	\$ 70.40
30/08/2012	559.1020	By Word of Mouth Pty Ltd	Catering for council meetings - Aug 12	\$ 1,285.90
30/08/2012	559.103	Benara Nurseries	Assortment of plants	\$ 426.69
30/08/2012	559.1099	O'Connor Lawnmower & Chainsaw Centre	Hardware supplies	\$ 717.80
30/08/2012	559.1116	Kyocera Mita Australia Pty Ltd	Meter reading for photocopier	\$ 787.81
30/08/2012	559.1120	Dolphins Masters WaterPolo	Delivery 2009/2010 Annual Report & 2010/2011 Annual Report	\$ 1,540.00

<u>Date</u>	<u>Payment Reference</u>	<u>Payee</u>	<u>Description</u>	<u>Amount</u>
30/08/2012	559.1141	Geodetic Supply & Repair Pty Ltd	Laser distance meter	\$ 300.00
30/08/2012	559.1182	Raffaele Automotive Services	Service & repair air cooler on fleet vehicle	\$ 2,719.00
30/08/2012	559.1237	Dale's Dairy Dash	Milk supplies w/e 28 Jul, 4, 11, 18 & 25 Aug 12	\$ 251.01
30/08/2012	559.1240	Taman Diamond Tools & Machinery	Diamond core drill	\$ 1,705.00
30/08/2012	559.13	Shacks & Kerr Motors Pty Ltd	60,000klm service to fleet vehicle	\$ 335.60
30/08/2012	559.1309	Scott Printers Pty Ltd	4000 September Green waste brochures	\$ 946.00
30/08/2012	559.1361	Dept of Transport	Search for vehicle ownership - Jul 12	\$ 654.40
30/08/2012	559.137	Planning Institute Australia (WA)	PIA WA State Conference 13 & 14 Sep 12	\$ 950.00
30/08/2012	559.1378	C J Watterson	Reimbursement - purchase new sandwich press	\$ 84.95
30/08/2012	559.1473	Eco Resources Pty Ltd	Receive rubble/waste - Aug 12	\$ 990.00
30/08/2012	559.1479	Environmental Wastewater C S Pty Ltd	Road sweeping - Jul 12	\$ 4,356.00
30/08/2012	559.1487	Ashleys Mobile Trailer Repairs	Repairs/modifications to skid steer trailer	\$ 1,145.00
30/08/2012	559.15	Poolegrave Engravers WA	Stainless steel plaque - P Zele	\$ 225.50
30/08/2012	559.1555	Cottesloe RSL Sub Branch	Donation - Display Stands	\$ 2,850.00
30/08/2012	559.1556	Pavy Resources (Aust) Pty Ltd	Encaps updates standing orders 2012	\$ 2,992.00
30/08/2012	559.16	Presswise Publications	Civic Centre News - Post News 13 Aug 12	\$ 979.00
30/08/2012	559.194	Magnapower	Hardware supplies	\$ 336.82
30/08/2012	559.202	Claremont Concrete Works	Repairs to kerb - Railway & Forrest St - May 12	\$ 385.00
30/08/2012	559.24	Iron Mountain Australia Pty Ltd	Offsite storage of records - Jul 12	\$ 106.76
30/08/2012	559.26	Greenway Enterprises	Hardware supplies for Coastcare	\$ 1,775.02
30/08/2012	559.33	Cottesloe Medical Centre	Pre-employment medicals	\$ 260.00
30/08/2012	559.35	Cottesloe IGA	Supplies for Coastcare & staff meeting	\$ 155.70
30/08/2012	559.36	Grants of Cottesloe	Assortment of wine	\$ 269.13
30/08/2012	559.37	Corporate Express Australia Ltd	Stationery order	\$ 4.15
30/08/2012	559.526	Zipform Pty Ltd	1000 TOC - in-house rate notices	\$ 691.17
30/08/2012	559.54	Snap Printing	Plan printing	\$ 42.52
30/08/2012	559.543	Australia Day Council of WA	Silver membership 2012/2013	\$ 300.00
30/08/2012	559.62	Bunnings Group Ltd	Hardware supplies	\$ 222.76
30/08/2012	559.7	Western Chainwire	Installation of stainless steel handrail	\$ 1,639.00
30/08/2012	559.75	Safety Zone Australia Pty Ltd	Safety boots	\$ 264.00
30/08/2012	559.764	Pitney Bowes Australia Pty Ltd	Service/repair folding machine	\$ 54.00
30/08/2012	559.812	Highway Drycleaners	Dry-cleaning - Jul 12	\$ 4,795.81
30/08/2012	559.83	Flexi Staff Pty Ltd	Temporary depot staff w/e 18 Aug 12	\$ 99.00
30/08/2012	559.84	West Australian Local Government Associat	Seminar - Performance Appraisal to Performance Management	\$ 10,352.16
30/08/2012	559.85	Western Metropolitan Regional Council	Transfer station disposal	\$ 1,083.50
30/08/2012	559.88	Ocean IT Pty Ltd	SLA-ETHERNET 10Mbit Ethernet 200GB	\$ 187.00
30/08/2012	559.89	Major Motors Pty Ltd	Service 5T truck 1DWY785	\$ 236.61
30/08/2012	559.94	Insight CCS Pty Ltd	After hours answering service - Jul 12	\$

<u>Date</u>	<u>Payment Reference</u>	<u>Payee</u>	<u>Description</u>	<u>Amount</u>
30/08/2012	559.988	Securex Pty Ltd	Call-out for fire alarm @ caretakers cottage	\$ 95.00
1/08/2012		National Australia Bank	Bank fees	\$ 137.59
1/08/2012		National Australia Bank	Bank fees	\$ 484.70
1/08/2012		Commonwealth Bank of Australia	Bank fees	\$ 616.27
1/08/2012		National Australia Bank	Bank fees	\$ 1,248.11
2/08/2012		Town of Cottesloe Staff	Fortnightly Payroll	\$ 74,029.36
6/08/2012		R E & J J Turnbull	Dishonoured item	\$ 50.00
8/08/2012		National Australia Bank	Bank fees	\$ 58.43
13/08/2012		Westpac Bank	New term deposit	\$ 475,000.00
15/08/2012		National Australia Bank	Bank fees	\$ 57.03
16/08/2012		Town of Cottesloe Staff	Fortnightly Payroll	\$ 74,947.28
16/08/2012		National Australia Bank	New term deposit	\$ 475,000.00
21/08/2012		National Australia Bank	Transfer to investment account	\$ 30,000.00
21/08/2012		Westpac Bank	New term deposit	\$ 450,000.00
23/08/2012		Town of Cottesloe Staff	Interim Payroll	\$ 7,982.36
23/08/2012		National Australia Bank	Transfer to investment account	\$ 100,000.00
28/08/2012		Heritage Group WA Pty Ltd	Dishonoured item	\$ 3,349.00
29/08/2012		Town of Cottesloe Staff	Fortnightly Payroll	\$ 71,146.12
31/08/2012		National Australia Bank	Bank fees	\$ 617.30
31/08/2012		National Australia Bank	Bank fees	\$ 1,032.88
Grand Total:				\$ 2,740,833.83

Pursuant to Regulation of 13(4) of the local Government (Financial Management) Regulations the total of all other outstanding accounts for payment as at the date of this payment listing being prepared is \$1,218,859.14

I hereby certify that the above schedule of accounts totalling \$2,740,833.83 as submitted to the Works & Corporate Services Committee meeting held on 18th September 2012

Signed (Chairperson of the Works & Corporate Services Committee)

TOWN OF COTTESLOE
RESERVES - CASH BACKED INVESTMENTS
FOR THE PERIOD ENDING 31 AUGUST 2012

	2012-2013 ACTUAL	2012-2013 BUDGET \$
1 Waste Management Reserve		
Purpose: To fund the improvement, replacement and expansion of waste management plant, equipment, facilities and services.		
Opening Balance	70,065	68,961
Transfer from Reserves	-	-
Transfer to Reserves	112	2,517
Closing Balance	<u>70,177</u>	<u>71,478</u>
2 Parking Reserve		
Purpose: To set aside funds from developers for the development of parking facilities		
Opening Balance	401,607	395,234
Transfer from Reserves	-	-
Transfer to Reserves	643	14,276
Closing Balance	<u>402,250</u>	<u>409,510</u>
3 Leave Reserve		
Purpose: To set asides funds to assist with the funding of unexpected employee entitlements		
Opening Balance	137,620	132,819
Transfer from Reserves	-	-
Transfer to Reserves	220	4,848
Closing Balance	<u>137,840</u>	<u>137,667</u>
4 Civic Centre Reserve		
Purpose: To fund the cost of upgrading the civic centre.		
Opening Balance	18,185	20,191
Transfer from Reserves	-	-
Transfer to Reserves	29	737
Closing Balance	<u>18,214</u>	<u>20,928</u>
5 Property Reserve		
Purpose: To contribute towards future property construction/renewal.		
Opening Balance	85,743	108,196
Transfer from Reserves	-	-
Transfer to Reserves	137	3,949
Closing Balance	<u>85,880</u>	<u>112,145</u>

TOWN OF COTTESLOE
RESERVES - CASH BACKED INVESTMENTS
FOR THE PERIOD ENDING 31 AUGUST 2012

	2012-2013 ACTUAL	2012-2013 BUDGET \$
6 Infrastructure Reserve		
Purpose: To contribute towards future infrastructure construction/renewal.		
Opening Balance	122,866	204,604
Transfer from Reserves	-	-
Transfer to Reserves	197	7,468
Closing Balance	<u>123,062</u>	<u>212,072</u>
7 Unspent Grants/Funds Reserve		
Purpose: To account for unspent grants/funds at year end		
Opening Balance	142,052	-
Transfer from Reserves	- 141,132	-
Transfer to Reserves	227	-
Closing Balance	<u>1,147</u>	<u>-</u>
8 Legal Reserve		
Purpose: To provide funds to provide for legal expenses		
Opening Balance	33,675	33,000
Transfer from Reserves	-	-
Transfer to Reserves	54	4,007
Closing Balance	<u>33,728</u>	<u>37,007</u>
TOTAL RESERVES	<u><u>872,298</u></u>	<u><u>1,000,807</u></u>

TOWN OF COTTESLOE

INVESTMENTS

SCHEDULE OF INVESTMENTS HELD AS AT 31 AUGUST 2012

BANK	RATE %	TERM	MATURITY DATE	MUNICIPAL INVESTMENTS	RESERVE FUND	COMMENTS
				\$	\$	
NAB	5.12%	90 DAYS	1-Oct-12	5,019.99		COTTESLOE PRIMARY SCHOOL
NAB	5.12%	90 DAYS	1-Oct-12	4,967.76		NORTH COTT PRIMARY SCHOOL
NATIONAL AUSTRALIA BANK	5.00%	90 DAYS	18-Oct-12	551,054.52		TERM INVESTMENTS
WESTPAC	5.05%	90 DAYS	7-Oct-12	486,914.01		TERM INVESTMENTS
WESTPAC	5.20%	90 DAYS	13-Nov-12	475,000.00		TERM INVESTMENTS
NATIONAL AUSTRALIA BANK	4.95%	90 DAYS	16-Nov-12	475,000.00		TERM INVESTMENTS
WESTPAC	5.18%	120 DAYS	21-Jan-13	450,000.00		TERM INVESTMENTS
WESTPAC	5.05%	90 DAYS	30-Sep-12		93,212.43	RESERVE FUND INVESTMENTS
NATIONAL AUSTRALIA BANK	5.12%	91 DAYS	1-Oct-12		60,682.31	RESERVE FUND INVESTMENTS
NATIONAL AUSTRALIA BANK	5.12%	91 DAYS	1-Oct-12		95,386.30	RESERVE FUND INVESTMENTS
NATIONAL AUSTRALIA BANK	5.12%	91 DAYS	1-Oct-12		72,715.60	RESERVE FUND INVESTMENTS
BANKWEST	4.90%	90 DAYS	27-Sep-12		258,194.49	RESERVE FUND INVESTMENTS
COMMONWEALTH BANK OF AUSTRALIA	4.51%	30 DAYS	29-Oct-12		292,106.58	RESERVE FUND INVESTMENTS
				<u>\$2,457,956.28</u>	<u>\$872,297.71</u>	

BANK	\$	%
NATIONAL	\$1,264,826.48	37.98
WESTPAC	\$1,515,126.44	45.50
BANKWEST	\$258,194.49	7.75
COMMONWEALTH	\$292,106.58	8.77
TOTAL	\$3,330,253.99	100.00

TOWN OF COTTESLOE

LOANS

SCHEDULE OF LOANS HELD AS AT 31 AUGUST 2012

BANK	REF NO.	RATE %	PERIOD	MATURITY DATE	BALANCE OWING	LAST INSTALMENT DATE	NEXT INSTALMENT DATE	CURRENT LIABILITY	NON-CURRENT LIABILITY	COMMENTS
WA TREASURY	104	5.85%	10 YEARS	20-Oct-14	\$61,074.19	20-Apr-12	20-Oct-12	\$23,396.31	\$37,677.88	COTTESLOE TENNIS CLUB
WA TREASURY	105	6.22%	15 YEARS	6-Oct-23	\$319,679.75	10-Apr-12	8-Oct-12	\$19,746.27	\$299,933.48	SEA VIEW GOLF CLUB
WA TREASURY	106	5.25%	10 YEARS	3-Apr-19	\$1,203,669.54	3-Apr-12	3-Oct-12	\$146,406.43	\$1,057,263.11	CAPITAL PROJECT - CIVIC CENTRE
WA TREASURY	107	6.51%	20 YEARS	16-Sep-29	\$4,623,806.14	16-Mar-12	16-Sep-12	\$147,908.32	\$4,475,897.82	CAPITAL PROJECT - JOINT LIBRARY
					<u>\$6,208,229.62</u>			<u>\$337,457.33</u>	<u>\$5,870,772.29</u>	
LOANS TO OTHER ENTITIES					\$380,753.94			\$43,142.58	\$337,611.36	
LOANS FOR TOC					\$5,827,475.68			\$294,314.75	\$5,533,160.93	
					<u>\$6,208,229.62</u>			<u>\$337,457.33</u>	<u>\$5,870,772.29</u>	

TOWN OF COTTESLOE

SUNDRY DEBTORS REPORT AS AT 31 AUGUST 2012

Debtor No	Nature Of Debt	3+ Months	2 Months	1 Month	Current	Balance	Status
311	Waste collection charges	\$ 2,947.80	\$ -	\$ 2,947.80	\$ -	\$ 5,895.60	Statement sent
13	Waste collection charges	\$ 1,283.99	\$ -	\$ 1,086.46	\$ -	\$ 2,370.45	Statement sent
403	Call out charges	\$ 640.00	\$ 495.00	\$ -	\$ -	\$ 1,135.00	Statement sent
48	Waste collection charges	\$ 487.34	\$ -	\$ 487.34	\$ -	\$ 974.68	Statement sent
29	Waste collection charges	\$ 243.67	\$ -	\$ 243.67	\$ -	\$ 487.34	Statement sent
46	Waste collection charges	\$ 224.93	\$ -	\$ -	\$ -	\$ 224.93	Statement sent
164	Waste collection charges	\$ 148.57	\$ -	\$ 148.57	\$ -	\$ 297.14	Statement sent
299	Waste collection charges	\$ 148.57	\$ -	\$ 148.57	\$ -	\$ 297.14	Statement sent
123	Waste collection charges	\$ 114.90	\$ -	\$ 114.90	\$ -	\$ 229.80	Statement sent
204	Waste collection charges	\$ 81.22	\$ -	\$ 81.22	\$ -	\$ 162.44	Statement sent
266	Waste collection charges	\$ 0.01	\$ -	\$ -	\$ -	\$ 0.01	Small amount
366	Health Licence Charges	\$ -	\$ -	\$ 4,269.60	\$ -	\$ 4,269.60	Current
433	Health Licence Charges	\$ -	\$ -	\$ 3,114.00	\$ -	\$ 3,114.00	Current
357	Health Licence Charges	\$ -	\$ -	\$ 2,962.50	\$ -	\$ 2,962.50	Current
360	Health Licence Charges	\$ -	\$ -	\$ 2,844.00	\$ -	\$ 2,844.00	Current
375	Health Licence Charges	\$ -	\$ -	\$ 2,668.50	\$ -	\$ 2,668.50	Current
413	Health Licence Charges	\$ -	\$ -	\$ 2,661.75	\$ -	\$ 2,661.75	Current
359	Health Licence Charges	\$ -	\$ -	\$ 1,318.50	\$ -	\$ 1,318.50	Current
115	Waste collection charges & Health Licence Charges	\$ -	\$ -	\$ 1,022.18	\$ -	\$ 1,022.18	Current
405	Health Licence Charges	\$ -	\$ -	\$ 840.00	\$ -	\$ 840.00	Current
113	Waste collection charges	\$ -	\$ -	\$ 811.10	\$ -	\$ 811.10	Current
95	Waste collection charges	\$ -	\$ -	\$ 717.14	\$ -	\$ 717.14	Current
49	Waste collection charges	\$ -	\$ -	\$ 568.00	\$ -	\$ 568.00	Current
34	Health Licence Charges	\$ -	\$ -	\$ 465.00	\$ -	\$ 465.00	Current
227	Health Licence Charges	\$ -	\$ -	\$ 414.00	\$ -	\$ 414.00	Current
55	Waste collection charges	\$ -	\$ -	\$ 392.25	\$ -	\$ 392.25	Current
25	Waste collection charges	\$ -	\$ -	\$ 243.67	\$ -	\$ 243.67	Current
102	Waste collection charges	\$ -	\$ -	\$ 215.93	\$ -	\$ 215.93	Current
434	Health Licence Charges	\$ -	\$ -	\$ 207.00	\$ -	\$ 207.00	Current
118	Waste collection charges	\$ -	\$ -	\$ 196.13	\$ -	\$ 196.13	Current
435	Health Licence Charges	\$ -	\$ -	\$ 180.00	\$ -	\$ 180.00	Current
20	Waste collection charges	\$ -	\$ -	\$ 148.57	\$ -	\$ 148.57	Current
354	Waste collection charges	\$ -	\$ -	\$ 148.57	\$ -	\$ 148.57	Current

TOWN OF COTTESLOE

SUNDRY DEBTORS REPORT AS AT 31 AUGUST 2012

<u>Debtor No</u>	<u>Nature Of Debt</u>	<u>3+ Months</u>	<u>2 Months</u>	<u>1 Month</u>	<u>Current</u>	<u>Balance</u>	<u>Status</u>
431	Waste collection charges	\$ -	\$ -	\$ 148.57	\$ -	\$ 148.57	Current
98	Waste collection charges	\$ -	\$ -	\$ 114.90	\$ -	\$ 114.90	Current
106	Waste collection charges	\$ -	\$ -	\$ 81.22	\$ -	\$ 81.22	Current
119	Waste collection charges	\$ -	\$ -	\$ 81.22	\$ -	\$ 81.22	Current
347	Waste collection charges	\$ -	\$ -	\$ 81.22	\$ -	\$ 81.22	Current
356	Waste collection charges	\$ -	\$ -	\$ 81.22	\$ -	\$ 81.22	Current
131	Waste collection charges	\$ -	\$ -	\$ 67.35	\$ -	\$ 67.35	Current
285	Waste collection charges	\$ -	\$ -	\$ 6.25	\$ -	\$ 6.25	Current
101	Waste collection charges	\$ -	\$ -	\$ -	\$ 81.23	\$ 81.23	Overpayment
300	Waste collection charges	\$ -	\$ -	\$ -	\$ 0.18	\$ 0.18	Overpayment
419	Health Licence Charges	\$ 50.00	\$ -	\$ -	\$ -	\$ 50.00	Overpayment
TOTAL		\$ 6,271.00	\$ 495.00	\$ 32,328.87	\$ 81.41	\$ 39,013.46	

Rates and Charges Analysis

For Financial Year 2013 Period 2 ,as at 4/09/2012



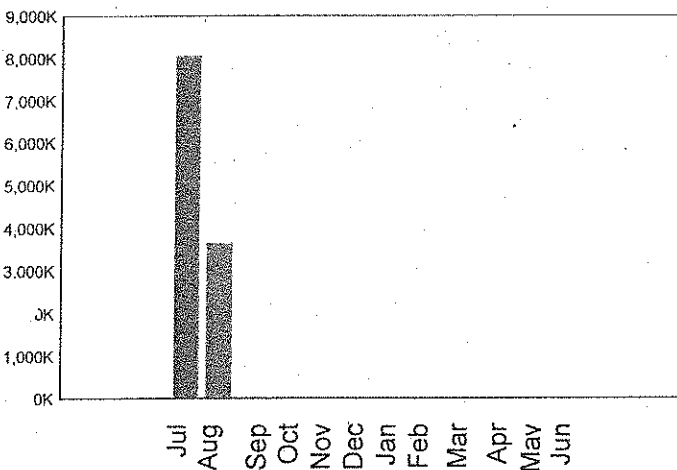
Amounts Levied and Outstanding

<u>Rate or Charge Type</u>	<u>Amount Levied This Year</u>	<u>Total Balance Outstanding</u>
GRV General Rate	8,120,700.87	3,060,025.50
Additional Bin	85,800.00	52,239.39
Credit Balances	0.00	-39,169.33
Swimming Pool	6,490.00	3,195.38
ESL Category 1	1,137,977.95	530,342.50
ESL Category 5	0.00	4.05
Instalment Fees	14,490.00	17,134.40
Instalment PreInterest	30,192.61	30,140.99
	9,395,651.43	3,653,912.88

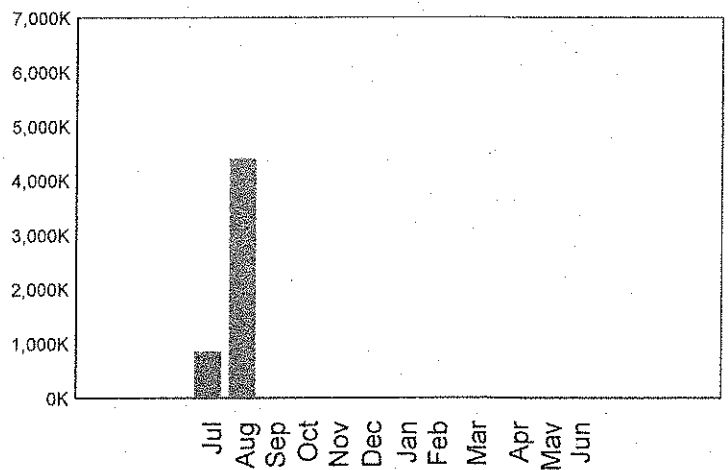
Analysis of Outstanding Balance

<u>wd At 1 July</u>	<u>Levied YTD</u>	<u>Rebated</u>	<u>Receipted</u>	<u>Other Trans</u>	<u>Balance</u>
312,887.31	9,395,651.43	-546,815.34	-5,505,193.38	-2,617.14	3,653,912.88
<u>Current</u>	<u>Arrears</u>	<u>Interest</u>	<u>Legal</u>	<u>Deferred</u>	<u>Balance</u>
3,357,263.81	85,176.13	5,001.04	1,052.14	205,419.76	3,653,912.88

Total Balance Outstanding By Month



YTD Collections By Month



Analysis of Assessments

Number of assessments	3,792
Number of assessments paid in full	2,083
Number of assessments with a balance outstanding	1,745
Number of assessments with arrears	120
Number of assessments on instalments	1,079
Number of assessments with pensioners or seniors	883
Number of assessments with deferred rates	38
Number of assessments with no payment yet	546

TOWN OF COTTESLOE

CAPITAL WORKS PROGRAMME

FOR THE PERIOD ENDED 1 JULY 2012 TO 31 AUGUST 2012

PROJECT NO	PROJECT	2012-2013 YTD ACTUAL \$	2012-2013 YTD BUDGET \$	2012-2013 BUDGET \$	Variations Budget to YTD Actual \$	Variations Budget to YTD Actual %
10.9000.2	DRAINAGE CONSTRUCTION Cottesloe various	(2,982)	3,338	20,020	6,320	189%
	FOOTPATH CONSTRUCTION					
15.1004.2	Albion Street	0	0	13,811	0	
15.1014.2	Balfour Street	6,789	0	9,411	(6,789)	
15.1026.2	Brighton Street	0	0	6,311	0	
15.1030.2	Broome Street (2011-2012)	100	0	0	0	
15.1046.2	Congdon Street	1,435	0	1,511	(1,435)	
15.1054.2	Edward Street	0	0	2,111	0	
15.1058.2	Elizabeth Street	19,059	0	13,111	(19,059)	
15.1076.2	Gibney Street	0	0	2,211	0	
15.1082.2	Grant Street	1,806	0	1,535	(1,806)	
15.1086.2	Griver Street	7,220	0	7,111	(7,220)	
15.1096.2	Hillside Avenue	1,653	0	2,211	(1,653)	
15.1098.2	Jarrad Street	0	0	14,711	0	
15.1124.2	Margaret Street	0	0	4,211	0	
15.1126.2	Marine Parade	0	0	27,320	0	
15.1128.2	Marmion Street	0	0	3,111	0	
15.1168.2	Salvado Street	1,918	0	1,911	(1,918)	
15.9000.2	Various small lengths	0	0	4,211	0	
15.9000.2	Bike Plan Works	(2,754)	0	15,060	2,754	
15.9000.5	DSAC Capital Works-Ramp	0	0	300,200	0	

TOWN OF COTTESLOE

CAPITAL WORKS PROGRAMME

FOR THE PERIOD ENDED 1 JULY 2012 TO 31 AUGUST 2012

PROJECT NO	PROJECT	2012-2013 YTD ACTUAL	2012-2013 YTD BUDGET	2012-2013 BUDGET	Variations Budget to YTD Actual	Variations Budget to YTD Actual %
		\$	\$	\$	\$	%
20.9000.2	IRRIGATION CONSTRUCTION Cottesloe, various	1,113	0	20,200	(1,113)	
25.9000.2	LANEWAY CONSTRUCTION	0	0	78,200	0	
30.9000.2	PARKS AND RESERVES CONSTRUCTION Playgrounds various	0	5,400	15,000	5,400	100%
30.9000.5	Cottesloe Natural Area Upgrade	0	5,399	15,000	5,399	100%
35.4010.2	PROPERTY CONSTRUCTION Anderson Pavilion	0	0	30,000	0	
35.4135.2	Joint Library Building	(7,964)	4,789	28,725	12,753	266%
35.1137.2	Napier Street Public Toilets	0	5,001	30,000	5,001	100%
35.6030.2	Civic Centre Grounds Restoration	0	33,840	203,000	33,840	100%
35.4050.2 (BA)	Civic Centre - Solar Panels	0	0	45,000	0	
40.1012.2	ROAD CONSTRUCTION/REHABILITATION Avonmore Terrace	0	0	49,050	0	
40.1030.2	Broome Street	0	0	50,010	0	
40.1062.2	Federal Street	0	0	46,690	0	
40.1108.2	Lane Street	0	0	16,040	0	
40.1110.2	Lillian Street	0	0	39,010	0	
40.1136.2	Napier Street	2,051	0	0	(2,051)	
40.1156.2	Railway Street - MRRG	0	0	67,460	0	
40.1174.2	Stanhope Street	0	0	13,010	0	
40.1188.2	Vera Street	0	0	46,080	0	

TOWN OF COTTESLOE

CAPITAL WORKS PROGRAMME

FOR THE PERIOD ENDED 1 JULY 2012 TO 31 AUGUST 2012

PROJECT NO	PROJECT	2012-2013 YTD ACTUAL \$	2012-2013 YTD BUDGET \$	2012-2013 BUDGET \$	Variations Budget to YTD Actual \$	Variations Budget to YTD Actual %
41.1048.2 (BA) 41.9000.2	ROAD SAFETY & SPEED RESTRICTION Curtin Avenue - Lighting and Islands Safety & Speed Program Yr 2	0 116	0 0	135,000 80,200	(116)	
43.1047.2.50 43.9000.2.57	MISCELLANEOUS INFRASTRUCTURE Environmental Improvement and Access Improvement (BA) Sculpture	1,395 (818)	1,773 0	4,925 40,000	378 818	21%
47.9000.2.57 47.9000.2.57 47.9000.2.57 47.9000.2.57 47.9000.2.57 47.9000.2.57 47.9000.2.57 47.9000.2.57 47.9000.2.57 47.9000.2.57 47.9000.2.57 47.9000.2.57	PLANT & VEHICLES Passenger Vehicle - GIS Hino 2 Tonne Tiptruck Kubota ZG-227 Mower Stihl Pressure Cleaner Mower Tilt Trailer Stihl FS360 Brushcutters (3) Stihl MS200 & MS361 Chain Saws (2) & (1) Dimas Core Drill Stihl HT101 Pole Pruners (2) Stihl Extension Hedge Trimmers (2) Lawn Mowers (2) Trail Behind Spray Unit	0 0 0 0 0 0 3,188 3,116 1,550 2,289 1,579 5,727 3,950	0 0 18,000 0 7,000 3,400 3,600 1,900 2,600 2,000 6,500 0	36,000 52,000 18,000 5,000 7,000 3,600 3,600 2,000 2,600 2,000 6,500 4,000	0 0 18,000 0 7,000 3,400 3,600 1,900 2,600 2,000 6,500 (3,950)	0 0 100% 100% 100% 6% 13% 18% 12% 21% 12%

TOWN OF COTTESLOE

CAPITAL WORKS PROGRAMME

FOR THE PERIOD ENDED 1 JULY 2012 TO 31 AUGUST 2012

PROJECT NO	PROJECT	2012-2013 YTD ACTUAL	2012-2013 YTD BUDGET	2012-2013 BUDGET	Variations Budget to YTD Actual	Variations Budget to YTD Actual
		\$	\$	\$	\$	%
	IT, OFFICE EQUIPMENT & FURNITURE					
49.9000.2.57	Civic Centre Furniture	0	833	5,000	833	100%
49.9000.2.57	Desktop Devices	0	417	2,500	417	100%
49.9000.2.57	Mobile Devices	0	417	2,500	417	100%
49.9000.2.57	Server hardware (Memory) Update for Hypervisor1	0	722	4,334	722	100%
49.9000.2.57	Server hardware (Memory) Update for Hypervisor2	0	722	4,334	722	100%
49.9000.2.57	Network Upgrades/Appliances	0	3,172	19,032	3,172	100%
49.9000.2.57	HR Software (2011-2012)	(13,005)	0	0	13,005	100%
	Totals	38,531	110,823	1,682,689	71,971	65%

