


# TOWN OF COTTESLOE



## FINANCIAL STATEMENTS

FOR THE PERIOD 1 JULY 2012 TO 31 OCTOBER 2012

PRESENTED TO THE WORKS & CORPORATE SERVICES

COMMITTEE ON 20 NOVEMBER 2012

# TOWN OF COTTESLOE

## FINANCIAL STATEMENTS

FOR THE PERIOD 1 JULY 2012 TO 31 OCTOBER 2012

### TABLE OF CONTENTS

Statement of Financial Activity	1
Operating Statement By Program	2
Operating Statement By Nature & Type	3
Balance Sheet	4 - 5
Surplus/(Deficit Position)	6
Variance Analysis	7 - 10
Budget Amendments	11
Other Information	
- List of Payments	12 - 17
- Reserves	18 - 19
- Investments	20
- Loans	21
- Sundry Debtors	22 - 23
- Rates	24
- Capital Works Programme	25 - 28
- Graphs	29 - 34

TOWN OF COTTESLOE

STATEMENT OF FINANCIAL ACTIVITY

FOR THE PERIOD ENDED 1 JULY 2012 TO 31 OCTOBER 2012

	2012-2013 YTD Actual \$	2012-2013 YTD Budget \$	2012-2013 Adopted Budget \$	Variances YTD Actual to YTD Budget \$	Variances YTD Actual to YTD Budget %
<b>Operating Revenue</b>					
General Purpose Funding	169,342	137,960	411,578	31,382	23%
Governance	36,332	12,102	36,300	24,230	200%
Law, Order and Public Safety	13,474	2,332	14,700	11,142	478%
Health	91,106	66,850	73,550	24,256	36%
Education and Welfare	11,135	9,884	34,900	1,251	13%
Community Amenities	184,772	160,766	430,750	24,006	15%
Recreation and Culture	174,854	140,988	369,312	33,866	24%
Transport	218,114	114,050	748,305	104,064	91%
Economic Services	60,788	46,828	140,450	13,960	30%
Other Property and Services	5,370	500	1,500	4,870	974%
<b>Total Operating Revenue</b>	<b>965,287</b>	<b>692,260</b>	<b>2,261,345</b>	<b>273,027</b>	<b>39%</b>
<b>Operating Expenditure</b>					
General Purpose Funding	(73,909)	(78,706)	(216,074)	4,797	6%
Governance	(168,240)	(301,550)	(625,223)	133,310	44%
Law, Order and Public Safety	(93,248)	(81,611)	(254,613)	(11,637)	(14%)
Health	(53,863)	(73,032)	(219,032)	19,169	26%
Education and Welfare	(85,300)	(69,342)	(185,571)	(15,958)	(23%)
Community Amenities	(754,118)	(972,888)	(2,980,663)	218,770	22%
Recreation and Culture	(1,162,525)	(1,069,157)	(3,164,950)	(93,368)	(9%)
Transport	(868,591)	(888,275)	(2,618,125)	19,684	2%
Economic Services	(167,531)	(171,416)	(333,671)	3,885	2%
Other Property and Services	(39,081)	(11,978)	0	(27,103)	0%
<b>Total Operating Expenditure</b>	<b>(3,466,406)</b>	<b>(3,717,955)</b>	<b>(10,597,922)</b>	<b>(251,549)</b>	<b>7%</b>
<b>Adjustments for Non Cash</b>					
Profit/(Loss) on Asset disposal	1,573	0	0	1,573	0%
Movement in Employee Benefit Provisions	404	0	0	0	0%
Depreciation	652,702	617,968	1,853,525	(34,734)	(6%)
<b>Total Adjustments for Non Cash</b>	<b>654,679</b>	<b>617,968</b>	<b>1,853,525</b>	<b>(33,161)</b>	<b>(6%)</b>
<b>Capital Expense and Revenue</b>					
Additions - Furniture & Equipment	(4,833)	(12,568)	(37,700)	7,735	62%
Additions - Land & Buildings	(15,299)	(93,260)	(291,725)	77,961	84%
Additions - Plant & Equipment	(79,200)	(105,000)	(142,300)	25,800	25%
Additions - Roads	(15,949)	(16,040)	(407,550)	91	1%
Additions - Footpaths	(81,355)	(151,481)	(430,069)	70,126	46%
Additions - Drainage	2,982	(6,676)	(20,020)	9,658	145%
Additions - Parks & Reserves	(13,423)	(15,598)	(30,000)	2,175	14%
Additions - Miscellaneous	(577)	(2,561)	(44,925)	1,984	77%
Additions - Right of Ways	0	(15,640)	(78,200)	15,640	100%
Additions - Irrigation	(4,764)	(4,040)	(20,200)	(724)	(18%)
Proceeds from Disposal of Assets	8,018	13,590	67,950	(5,572)	(41%)
Proceeds from New Loans	0	0	0	0	
Principal Repayments/Disbursements	(166,279)	(168,728)	(337,457)	2,449	1%
Self Supporting Principal Repayments	9,722	21,570	43,141	(11,848)	(55%)
Transfer from Reserves	141,132	0	0	141,132	
Transfer to Reserves	(12,189)	(12,602)	(37,802)	413	3%
<b>Total Capital Expense and Revenue</b>	<b>(232,014)</b>	<b>(569,034)</b>	<b>(1,766,857)</b>	<b>337,020</b>	<b>(59%)</b>
Opening Surplus / (Deficit)	770,273	134,597	134,597	635,676	
Closing Surplus / (Deficit)	6,818,598	5,273,148	0	1,545,450	
<b>AMOUNT REQUIRED FROM RATES</b>	<b>(8,126,779)</b>	<b>(8,115,312)</b>	<b>(8,115,312)</b>	<b>(584,437)</b>	<b>0%</b>

# TOWN OF COTTESLOE

## OPERATING STATEMENT BY PROGRAM

FOR THE PERIOD ENDED 1 JULY 2012 TO 31 OCTOBER 2012

	2012-2013 Actual \$	2012-2013 YTD Budget \$	2012-2013 Budget \$	Variances Budget to YTD Actual \$	Variances Budget to YTD Actual %
<b>Revenue from Ordinary Activities</b>					
General Purpose Funding	8,296,121	8,253,272	8,526,890	42,849	1%
Governance	36,332	12,102	36,300	24,230	200%
Law, Order and Public Safety	13,474	2,332	14,700	11,142	478%
Health	91,106	66,850	73,550	24,256	36%
Education and Welfare	11,135	9,884	34,900	1,251	13%
Community Amenities	184,772	160,766	430,750	24,006	15%
Recreation and Culture	173,260	139,836	365,856	33,424	24%
Transport	199,548	114,050	503,398	85,498	75%
Economic Services	60,788	46,828	140,450	13,960	30%
Other Property and Services	5,370	500	1,500	4,870	974%
<b>Total Operating Revenue</b>	<b>9,071,906</b>	<b>8,806,420</b>	<b>10,128,294</b>	<b>265,486</b>	<b>3%</b>
<b>Expenses from Ordinary Activities</b>					
General Purpose Funding	(73,909)	(78,706)	(216,074)	4,797	6%
Governance	(168,220)	(301,050)	(623,721)	132,830	44%
Law, Order and Public Safety	(93,248)	(81,611)	(254,613)	(11,637)	(14%)
Health	(53,863)	(73,032)	(219,031)	19,169	26%
Education and Welfare	(85,300)	(69,342)	(185,571)	(15,958)	(23%)
Community Amenities	(754,118)	(972,888)	(2,980,664)	218,770	22%
Recreation and Culture	(1,029,746)	(878,916)	(2,784,468)	(150,830)	(17%)
Transport	(868,591)	(888,275)	(2,618,126)	19,684	2%
Economic Services	(167,531)	(171,416)	(333,671)	3,885	2%
Other Property and Services	(39,082)	(11,978)	0	(27,104)	(226%)
<b>Total Operating Expenditure</b>	<b>(3,333,608)</b>	<b>(3,527,214)</b>	<b>(10,215,939)</b>	<b>193,606</b>	<b>5%</b>
<b>Borrowing Costs</b>					
Governance	(20)	(500)	(1,500)	480	96%
Recreation and Culture	(129,009)	(190,241)	(380,483)	61,232	
<b>Total</b>	<b>(129,029)</b>	<b>(190,741)</b>	<b>(381,983)</b>	<b>61,712</b>	<b>32%</b>
<b>Grants / Contributions for Asset Development</b>					
Recreation and Culture	0	1,152	3,456	(1,152)	
Transport	17,963	0	244,907	17,963	
<b>Total</b>	<b>17,963</b>	<b>1,152</b>	<b>248,363</b>	<b>16,811</b>	<b>1,459%</b>
<b>Profit/ (Loss) on Asset Disposal</b>					
Recreation and Culture	(2,176)	0	0	(2,176)	
Transport	603	0	0	603	
<b>Total</b>	<b>(1,573)</b>	<b>0</b>	<b>0</b>	<b>(1,573)</b>	
<b>NET PROFIT OR LOSS</b>	<b>5,625,659</b>	<b>5,089,617</b>	<b>(221,265)</b>	<b>536,042</b>	<b>(11%)</b>

# TOWN OF COTTESLOE

## OPERATING STATEMENT BY NATURE & TYPE

FOR THE PERIOD ENDED 1 JULY 2012 TO 31 OCTOBER 2012

	2012-2013 YTD Actual \$	2012-2013 YTD Budget \$	2012-2013 Adopted Budget \$	Variances Budget to Actual YTD \$	Variances Budget to Actual YTD %
<b>Operating Revenue</b>					
Rates	8,126,779	8,115,312	8,115,312	11,467	0%
Grants - Operating	61,003	68,182	228,578	(7,179)	(11%)
Fees & Charges	639,962	485,618	1,356,100	154,344	32%
Interest Earnt	114,497	65,484	180,400	49,013	75%
Other Revenue	129,665	71,824	247,904	57,841	81%
<b>Total Operating Revenue</b>	<b>9,071,906</b>	<b>8,806,420</b>	<b>10,128,294</b>	<b>265,486</b>	<b>3%</b>
<b>Operating Expenditure</b>					
Employee Costs	(1,041,608)	(1,058,790)	(3,497,000)	17,182	2%
Contractors and Materials	(1,038,728)	(1,256,090)	(3,591,369)	217,362	17%
Depreciation	(652,702)	(617,968)	(1,853,525)	(34,734)	(6%)
Insurance	(173,006)	(158,412)	(146,160)	(14,594)	(9%)
Interest Expense	(129,030)	(190,741)	(381,983)	61,711	32%
Utility Costs	(72,279)	(99,438)	(312,910)	27,159	27%
Other Expenses	(355,284)	(336,516)	(814,975)	(18,768)	(6%)
<b>Total Operating Expenditure</b>	<b>(3,462,637)</b>	<b>(3,717,955)</b>	<b>(10,597,922)</b>	<b>255,318</b>	<b>7%</b>
Grants/Contributions - Non Operating	17,963	1,152	248,363	16,811	1,459%
Profit on Asset Disposals	2,197	0	0	2,197	
Loss on Asset Disposals	(3,770)	0	0	(3,770)	
<b>NET PROFIT OR LOSS</b>	<b>5,625,659</b>	<b>5,089,617</b>	<b>(221,265)</b>	<b>536,042</b>	<b>11%</b>

# TOWN OF COTTESLOE

## STATEMENT OF FINANCIAL POSITION

FOR THE PERIOD 1 JULY 2012 TO 31 OCTOBER 2012

	2012-2013 YTD Actual	2011-2012 YTD Actual	2011-2012 Actual
<b>CURRENT ASSETS</b>			
Receivables			
Rates	2,549,730	2,661,334	107,140
Sundry Debtors	162,821	98,486	82,749
Accrued Income	31,978	0	60,673
Self Supporting Loans	33,421	20,639	43,143
Other	0	500	0
GST	0	0	(9)
Inventories			
Stock - Books	46,125	46,404	46,125
Cash Assets			
Municipal Account	432,805	(9,228)	(13,992)
Till Floats	700	700	700
Investment Account	482,220	155,369	1,253
Term Investments	4,171,235	4,050,094	1,422,383
Restricted - Reserves	882,867	810,450	1,011,812
Restricted - Trust	572,703	534,694	572,740
<b>TOTAL CURRENT ASSETS</b>	<b>9,366,605</b>	<b>8,369,442</b>	<b>3,334,717</b>
<b>CURRENT LIABILITIES</b>			
Payables	970,486	807,491	216,074
Payable Trust	618,745	567,783	564,307
Accrued Expenses	42,488	425,689	729,108
Interest Bearing Liabilities	171,178	161,522	337,457
Provisions	446,072	398,253	445,670
<b>TOTAL CURRENT LIABILITIES</b>	<b>2,248,969</b>	<b>2,360,738</b>	<b>2,292,616</b>
<b>NON CURRENT ASSETS</b>			
Receivables			
Deferred Rates & ESL	205,420	199,754	205,420
Self Supporting Loans	337,611	380,754	337,611
Property Plant and Equipment			
Furniture and Equipment	368,382	453,966	400,543
Land and Buildings	11,984,267	12,251,178	12,082,678
Plant and Equipment	685,174	684,115	678,718
Equity Investments	1,213,798	1,216,445	1,213,798
Infrastructure			
Roads	6,876,059	7,551,623	7,092,456
Footpaths	1,745,745	1,794,082	1,725,491
Drainage	3,513,362	3,645,639	3,551,002
Parks and Reserves	173,949	195,423	182,751
Miscellaneous	707,939	677,940	761,859
Street Furniture	225,633	255,018	234,287
Right of Ways	152,927	46,922	154,734
Irrigation	331,767	417,793	350,560
<b>TOTAL NON CURRENT ASSETS</b>	<b>28,522,033</b>	<b>29,770,652</b>	<b>28,971,908</b>

**TOWN OF COTTESLOE**  
**STATEMENT OF FINANCIAL POSITION**  
**FOR THE PERIOD 1 JULY 2012 TO 31 OCTOBER 2012**

	2012-2013 YTD Actual	2011-2012 YTD Actual	2011-2012 Actual
<b>NON CURRENT LIABILITIES</b>			
Interest Bearing Liabilities	5,870,772	6,208,230	5,870,772
Provisions	53,321	45,428	53,320
<b>TOTAL NON CURRENT LIABILITIES</b>	<b>5,924,093</b>	<b>6,253,658</b>	<b>5,924,092</b>
<b>NET ASSETS</b>	<b>29,715,576</b>	<b>29,525,698</b>	<b>24,089,917</b>
<b>EQUITY</b>			
Reserves - Cash Backed	882,869	810,450	1,011,812
Reserves - Asset Revaluation	98,818	109,426	98,818
Retained Surplus	28,733,889	28,605,822	22,979,287
<b>TOTAL EQUITY</b>	<b>29,715,576</b>	<b>29,525,698</b>	<b>24,089,917</b>
<b>RESERVES - CASH BACKED</b>			
Opening Balance	1,011,812	1,211,194	736,655
Transfer to Reserves	12,189	551,991	530,820
Transfer from Reserves	(141,132)	(952,735)	(255,663)
<b>TOTAL RESERVES - CASH BACKED</b>	<b>882,869</b>	<b>810,450</b>	<b>1,011,812</b>
<b>RESERVES - ASSET REVALUATION</b>			
Opening Balance	98,818	109,426	98,818
<b>TOTAL RESERVES - ASSET REVALUATION</b>	<b>98,818</b>	<b>109,426</b>	<b>98,818</b>
<b>RETAINED SURPLUS</b>			
Opening Balance	22,979,287	22,596,716	23,071,254
Change in Net Assets from Operations	5,625,659	5,608,362	183,190
Transfer from Reserve	141,132	952,735	255,663
Transfer to Reserve	(12,189)	(551,991)	(530,820)
<b>TOTAL RETAINED SURPLUS</b>	<b>28,733,889</b>	<b>28,605,822</b>	<b>22,979,287</b>
<b>TOTAL EQUITY</b>	<b>29,715,576</b>	<b>29,525,698</b>	<b>24,089,917</b>

**TOWN OF COTTESLOE**

**SURPLUS/(DEFICIT) ANALYSIS**

**FOR THE PERIOD 1 JULY 2012 TO 31 OCTOBER 2012**

	YTD Actual (31 Oct 2012 Carried Forward) \$	2013 (1 July 2012 Brought Forward) \$
<b>Surplus/(Deficit)</b>	6,818,598	770,273
<b><u>Comprises:</u></b>		
Cash - Unrestricted	5,086,960	1,404,732
Cash - Restricted	882,867	1,011,812
Unspent Grant Transfer	0	5,610
Rates - Current	2,549,730	107,140
Sundry Debtors	162,821	91,173
Accrued Income	31,978	60,673
Inventories		
- History Books	46,125	46,125
<b>Less:</b>		
Reserves - Restricted Cash	(882,867)	(1,011,812)
Sundry Creditors	(1,016,528)	(216,072)
Accrued Expenses	0	(483,711)
Accrued Interest on Debentures	(42,488)	(109,429)
Accrued Salaries and Wages	0	(135,968)
Current Employee Benefits Provision	(446,072)	(482,354)
Add back: Component of Leave Liability not required to be funded	446,072	482,354
<b>Surplus/(Deficit)</b>	6,818,598	770,273



TOWN OF COTTESLOE

STATEMENT OF FINANCIAL ACTIVITY - VARIANCE ANALYSIS  
FOR THE PERIOD ENDED 1 JULY 2012 TO 31 OCTOBER 2012

Note 2. VARIANCES (Report on material variances from the Statement of Financial Activity)  
(Material variances are deemed to be greater than 15% or \$25,000)

OPERATING REVENUE

<u>Program/Nature &amp; Type</u>	<u>YTD Actual</u>	<u>YTD Budget</u>	<u>Variance</u>	<u>Variance</u>	<u>Impact of Variation</u>	<u>Main Factors</u>	<u>Manager</u>	<u>Officer</u>	<u>Main Factors Influencing Variance</u>
	\$	\$	\$	%		\$			
General Purpose Funding	169,342	137,960	31,382	23%	Timing Extra revenue	20,610 21,386	FM FM	FM FM	Timing of the posting of instalment interest Extra interest income
Governance	36,332	12,102	24,230	200%	Mainly Timing	25,372	FM	FM	Timing of reimbursements
Law, Order & Public Safety	13,474	2,332	11,142	478%	Timing	8,530	FM	FM	Timing of FESA Administration Fee
Health	91,106	66,850	24,256	36%	Extra revenue with some extra expenditure	20,000	PEHO	PEHO	Health premises fine not budgeted
Recreation & Culture	174,854	140,988	33,866	24%	Timing Timing	21,905 12,900	FM FM	FM FM	Timing of reimbursement of Coast Care costs Timing of grant funding
Transport	218,114	114,050	104,064	91%	Extra revenue	84,034 17,963	MCCS FM	SR FM	Extra revenue from parking Timing of grant funding
Economic Services	60,788	46,828	13,960	30%	Possibly extra revenue	12,482	MDS	MDS	Extra revenue from building fees

TOWN OF COTTESLOE

STATEMENT OF FINANCIAL ACTIVITY - VARIANCE ANALYSIS  
FOR THE PERIOD ENDED 1 JULY 2012 TO 31 OCTOBER 2012

Note 2. VARIANCES (Report on material variances from the Statement of Financial Activity)

OPERATING EXPENDITURE

<u>Program/Nature &amp; Type</u>	<u>YTD Actual</u> \$	<u>YTD Budget</u> \$	<u>Variance</u> \$	<u>Variance</u> %	<u>Explanation</u>	<u>Main Factors</u> \$	<u>Manager</u>	<u>Officer</u>	<u>Main Factors Influencing Variance</u>
Governance	(168,240)	(301,550)	133,310	44%	Timing	27,463	FM	FM	Timing of employee costs
					Timing	73,945	FM	FM	Timing of contractors expenditure
Health	(53,863)	(73,032)	19,169	26%	Possible expenditure saving	14,946	PEHO	PEHO	Vacancy in Health
Education & Welfare	(85,300)	(69,342)	(15,958)	(23%)	Extra Expenditure	(11,503)	MES	MES	Extra expenditure on buildings maintenance in Education
Community Amenities	(754,118)	(972,888)	218,770	22%	Mainly timing	166,189	PEHO	PEHO	Timing of waste contractors
					Mainly timing	19,022	FM	FM	Timing of employee costs in Planning
					Timing	20,617	MDS	MDS	Timing of contractors and legal expenses in Planning
Recreation & Culture	(1,162,525)	(1,069,157)	(93,368)	(9%)	Mainly Timing	(95,099)	MES	DC	More than expected expenditure on parks and gardens
Other Property & Services	(39,081)	(11,978)	(27,103)	(226%)	Internal allocation	(27,103)	FM	FM	Allocation rates need to be adjusted

TOWN OF COTTESLOE

STATEMENT OF FINANCIAL ACTIVITY - VARIANCE ANALYSIS  
FOR THE PERIOD ENDED 1 JULY 2012 TO 31 OCTOBER 2012

Note 2. VARIANCES (Report on material variances from the Statement of Financial Activity)

CAPITAL, NON CASH & RESERVE TRANSFERS

	<u>YTD Actual</u>	<u>YTD Budget</u>	<u>Variance</u>	<u>Variance</u>	<u>Explanation</u>	<u>Manager</u>	<u>Officer</u>	<u>Main Factors Influencing Variance</u>
	\$	\$	\$	%				
<u>Non Cash</u>								
Depreciation	652,702	617,968	(34,734)	(6%)	Non cash adjustment	FM	FM	Depreciation more than budgeted
<u>Capital Expenditure</u>								
- Furniture & Equipment	(4,833)	(12,568)	7,735	62%	Timing	MCCS	FM	Timing of Office Equipment and IT purchases
- Land & Buildings	(15,299)	(93,260)	77,961	84%	Timing	MES	FM	Delays in works at the Civic Centre
- Plant & Equipment	(79,200)	(105,000)	25,800	25%	Timing	MES	FM	Timing of plant and vehicle purchases
- Infrastructure Footpaths	(81,355)	(151,481)	70,126	46%	Timing	MES	FM	Timing of footpath construction
- Infrastructure Drainage	2,982	(6,676)	9,658	145%	Timing	MES	FM	Timing of drainage construction
- Infrastructure Right Of Ways	0	(15,640)	15,640	100%	Timing	MES	FM	Timing of Right of Way Construction
- Infrastructure Miscellaneous	(577)	(2,561)	1,984	77%	Timing	MES	FM	Timing of miscellaneous infrastructure construction
- Infrastructure Irrigation	(4,764)	(4,040)	(724)	(18%)	Timing	MES	FM	Timing of Irrigation Construction

TOWN OF COTTESLOE

STATEMENT OF FINANCIAL ACTIVITY - VARIANCE ANALYSIS  
FOR THE PERIOD ENDED 1 JULY 2012 TO 31 OCTOBER 2012

Note 2. VARIANCES (Report on material variances from the Statement of Financial Activity)

CAPITAL, NON CASH & RESERVE TRANSFERS (Cont'd)

	<u>YTD Actual</u>	<u>YTD Budget</u>	<u>Variance</u>	<u>Variance</u>	<u>Explanation</u>	<u>Manager</u>	<u>Officer</u>	<u>Main Factors Influencing Variance</u>
	\$	\$	\$	%				
- Proceeds from Disposal of Assets	8,018	13,590	(5,572)	(41%)	Timing	FM	FM	Timing of disposals
- Self Supporting Loan Principal Repayments	9,722	21,570	(11,848)	(55%)	Timing	FM	FM	Timing of loan debtors
- Transfers from Reserves	141,132	0	141,132		Monies received in advance	FM	FM	FAGS Grant paid in advance and transferred to reserves as at 30-06-2012
			141,132					

TOWN OF COTTESLOE

BUDGET AMENDMENTS

FOR THE PERIOD ENDED 1 JULY 2012 TO 31 OCTOBER 2012

<u>GL Account Code</u>	<u>Description</u>	<u>Council Resolution &amp; Date</u>	<u>Classification</u>	<u>Value of Budget Amendment</u>	<u>Funding Arrangement</u>
35.4050.2	Solar Panels at the Civic Centre	11.1.1 (July 2012)	Capital Expenditure	\$ 45,000	From reserves (Civic Centre \$20,191 & property \$24,809)
41.1048.2	Blackspot Works - Lighting and Islands near Mosman Park Station	10.4.11 (August 2012)	Capital Expenditure	\$ 45,000	Blackspot funding with Grant Funding of \$90,000 and total expenditure of \$135,000
75.9000.3/75					
.4140.3	Parks & Gardens Maintenance	10.4.12 (August 2012)	Operating Expenditure	\$ -	To commit \$20,000 of the parks and gardens maintenance budget specifically to upgrading the Marmion Street Pre-Primary Grounds
80.4125.3	Property Maintenance - Depot Site (Fremantle)	10.1.1 (September 2012)	Operating Expenditure	\$ 70,000	To lease a new Depot site in Fremantle

TOWN OF COTTESLOE

LIST OF ACCOUNTS PAID DURING OCTOBER 2012 AND PRESENTED TO A MEETING OF THE WORKS & CORPORATE SERVICES COMMITTEE HELD ON 20TH NOVEMBER 2012

CERTIFICATE OF CHIEF EXECUTIVE OFFICER



<u>Date</u>	<u>Payment Reference</u>	<u>Payee</u>	<u>Description</u>	<u>Amount</u>
11/10/2012	00023769	Australian Institute of Building Surveyors	Annual membership fee Jul 12 - Jun 13	\$ 420.00
11/10/2012	00023770	Cottesloe Primary School P & C	Grant for printing of cookbook	\$ 4,975.00
11/10/2012	00023771	Information Enterprises Australia Pty Ltd	Records officer training	\$ 439.73
11/10/2012	00023772	O'Brien Glass	Replace 2 glass panels @ caretakers cottage	\$ 337.00
11/10/2012	00023773	Telstra Corporation Limited	Service & equipment 13 Sep - 13 Oct 12	\$ 1,323.10
11/10/2012	00023774	Town of Cottesloe	Reimbursement of petty cash - Jul - Oct 12	\$ 348.15
18/10/2012	00023775	Jess Beckerling	Filming bond refund	\$ 300.00
18/10/2012	00023776	Commercial & Domestic Constructions	Bond refund 48 Ozzone Pde	\$ 1,000.00
18/10/2012	00023777	Andantino Pty Ltd T/A Outdoor World	Bond refund 78A Marine Pde	\$ 1,000.00
18/10/2012	00023778	Econstruct	Bond refund 50 North St	\$ 1,000.00
19/10/2012	00023779	Arcus Australia Pty Ltd	Service/repair water cooler @ depot	\$ 546.71
19/10/2012	00023780	Cobblestone Concrete	Concrete footpath - Marmion St	\$ 3,121.73
19/10/2012	00023781	Information Enterprises Australia Pty Ltd	Intro to Records Management 19 Sep 12	\$ 2,513.50
19/10/2012	00023782	Telstra Corporation Limited	Service & equipment - depot 30 Sep - 31 Oct 12	\$ 69.83
24/10/2012	00023783	AMP Life - SuperLeader	Superannuation contributions	\$ 155.77
24/10/2012	00023784	Colonial First State Rollover & Superannuation Fund	Superannuation contributions	\$ 150.30
24/10/2012	00023785	RecruitmentSuper	Superannuation contributions	\$ 145.39
24/10/2012	00023786	SUNsuper Superannuation Fund	Superannuation contributions	\$ 301.37
24/10/2012	00023787	WA Local Govt Superannuation Plan	Superannuation contributions	\$ 14,250.13
31/10/2012	00023788	BCITF	BCITF Levies Sept 2012	\$ 1,101.99

<u>Date</u>	<u>Payment Reference</u>	<u>Payee</u>	<u>Description</u>	<u>Amount</u>
31/10/2012	00023789	Building Commission	BSL Levies July 2012	\$ 2,327.35
31/10/2012	00023790	Cobblestone Concrete	Install footpath - Gibney St	\$ 3,928.26
31/10/2012	00023791	Department of Health WA	Compliance & Enforcement workshop 19-22 Jun 12	\$ 520.00
31/10/2012	00023792	Telstra Corporation Limited	Staff mobile charges 28 Sep - 27 Oct 12	\$ 1,269.59
2/10/2012	571.98000	Australian Taxation Office	Monthly Business Activity Statement	\$ 25,482.99
3/10/2012	572.1020	By Word of Mouth Pty Ltd	Catering for Council meetings	\$ 1,065.90
3/10/2012	572.1116	Kyocera Mita Australia Pty Ltd	Kyocera meter reading for August 12	\$ 495.15
3/10/2012	572.1133	Lock, Stock & Farrrell Locksmith Pty Ltd	Western power padlocks plus security screens - Caretakers Cottage	\$ 2,497.50
3/10/2012	572.1182	Raffaele Automotive Services	Service Mitsubishi Triton 1DWA165	\$ 281.00
3/10/2012	572.1237	Dale's Dairy Dash	Milk supplies w/e 1 Sept 12	\$ 244.50
3/10/2012	572.1314	Nuturf Australia Pty Ltd	5lt selective herbicide	\$ 291.50
3/10/2012	572.1464	D U Electrical Pty Ltd	Repair irrigation cabinet - Surf Life Saving Club	\$ 345.40
3/10/2012	572.1539	Ross McLouglin Consulting Surveyor	Feature survey of Cottesloe beach disability	\$ 1,595.00
3/10/2012	572.159	John Parker Vactor Jet Rodding	Drain cleaning - Aug 12	\$ 2,002.00
3/10/2012	572.21	Landgate	Land enquires - Aug 12	\$ 48.00
3/10/2012	572.38	Veolia Environmental Services	Exchange depot hook bin	\$ 1,489.17
3/10/2012	572.510	Complete Pest Management Services	Bee treatment in verge tree Brighton Road	\$ 185.00
3/10/2012	572.526	Zipform Pty Ltd	2nd rates instalment notice 2012	\$ 2,740.18
3/10/2012	572.586	Peter Miller T/A Your Place Outdoors	Temporary maintenance officer 24 - 27 Sept	\$ 1,500.00
3/10/2012	572.602	WA Treasury Corporation	Loan No 106 Repayment	\$ 124,082.01
3/10/2012	572.812	Highway Drycleaners	Dry-cleaning - Aug 12	\$ 44.00
3/10/2012	572.83	Flexi Staff Pty Ltd	Temporary depot staff w/e 22 Sep 12	\$ 3,925.35
3/10/2012	572.89	Major Motors Pty Ltd	Service water truck 1CTU853	\$ 181.50
3/10/2012	573.1098	National Australia Bank Business Visa	Conference expenses - Sustainability	\$ 526.79
3/10/2012	573.1098	National Australia Bank Business Visa	Conference expenses - Coast care	\$ 870.00
3/10/2012	573.1098	National Australia Bank Business Visa	Card fee	\$ 9.00
11/10/2012	574.1020	By Word of Mouth Pty Ltd	Catering for works & corporate meetings	\$ 429.00
11/10/2012	574.1042	Recall Information Management Pty Ltd	Shredding service - Sep 12	\$ 73.54
11/10/2012	574.1047	C Askew	Telephone reimbursement Jul - Sep 12	\$ 250.00
11/10/2012	574.111	Murphy's Electrical Company	Electrical works @ various locations	\$ 9,084.90
11/10/2012	574.1182	Raffaele Automotive Services	Service X-Trail 1DTE315	\$ 286.80
11/10/2012	574.122	Jackson McDonald Lawyers	LPS3 Modifications	\$ 8,001.07
11/10/2012	574.1245	Nu-Trac Rural Contracting	Beach cleaning Sep 12	\$ 3,770.00
11/10/2012	574.126	Holicim (Australia) Pty Ltd	Grated cover 'D' smart grate	\$ 770.13
11/10/2012	574.139	Australia Post	Daily mail - Sep 12	\$ 1,040.31
11/10/2012	574.1479	Environmental Wastewater CS Pty Ltd	Road sweeping - Aug 12	\$ 5,656.75
11/10/2012	574.1559	Hegney Property Advisers	Property Research Report - Depot Site	\$ 5,390.00
11/10/2012	574.1561	EnviroLab Services (WA) Pty Ltd	Testing asbestos sample - Napier St toilet	\$ 110.00
11/10/2012	574.1564	Longbeach (WA) Pty Ltd	Shower stool	\$ 110.00

<u>Date</u>	<u>Payment Reference</u>	<u>Payee</u>	<u>Description</u>	<u>Amount</u>
11/10/2012	574.1567	Roof Force WA	Replace downpipe @ TAPPS	\$ 319.00
11/10/2012	574.1569	Perth Dishwashers	Service dishwasher	\$ 121.00
11/10/2012	574.188	Bob Jane T-Mart	Various tyres on plant equipment	\$ 670.00
11/10/2012	574.19	McLeod's Barristers & Solicitors	Parking prosecution	\$ 242.55
11/10/2012	574.196	Key2Design	Business cards	\$ 643.50
11/10/2012	574.210	Hays Specialist Recruitment (Aust.)	Temporary administration officer	\$ 207.30
11/10/2012	574.22	Landgate - VGO	Fortnightly valuation 18-31 Aug 12	\$ 175.14
11/10/2012	574.25	P & A Hughes & Sons	Hire Backhoe, truck & bobcat 11 & 12 Sep	\$ 1,782.00
11/10/2012	574.30	Elite Engraving	ID Card	\$ 20.90
11/10/2012	574.35	Cottesloe IGA	Dishwashing tablets	\$ 13.09
11/10/2012	574.37	Corporate Express Australia Ltd	Stationery order	\$ 888.30
11/10/2012	574.38	Veolia Environmental Services	Site charge for depot skip	\$ 82.50
11/10/2012	574.48	Cannon Hygiene Australia Pty Ltd	Sanitary unit service @ Civic Centre & beach toilets	\$ 2,220.22
11/10/2012	574.510	Complete Pest Management Services	Bee treatment & removal from verge tree	\$ 185.00
11/10/2012	574.555	K R Sputore	Reimbursement - Coastal workshop & materials	\$ 109.70
11/10/2012	574.573	Wilson Technology Solutions	Annual licence fee NoticeT infringement	\$ 6,216.10
11/10/2012	574.580	St John Ambulance Australia (WA) Inc	2 Day First Aid Course	\$ 199.00
11/10/2012	574.581	ID Consulting Pty Ltd	Forecast ID subscription fee Sep 12 - Aug 13	\$ 26,180.00
11/10/2012	574.586	Peter Miller T/A Your Place Outdoors	Temporary maintenance officer 2-5 Oct 12	\$ 1,500.00
11/10/2012	574.592	B & N Waste Pty Ltd	Greenwaste collection & leaflet distribution	\$ 20,038.60
11/10/2012	574.62	Bunning's Group Ltd	Hardware supplies	\$ 116.57
11/10/2012	574.75	Safety Zone Australia Pty Ltd	Safety wear for rangers & depot staff	\$ 1,312.15
11/10/2012	574.77	Galvins Plumbing Supplies	Concrete tap box	\$ 38.45
11/10/2012	574.79	Perth Irrigation Centre	Irrigation hardware supplies	\$ 332.98
11/10/2012	574.83	Flexi Staff Pty Ltd	Temporary depot staff w/e 29 Sep 12	\$ 4,450.93
11/10/2012	574.84	West Australian Local Government Assoc	Policy Dev & Procedure Writing in LG & Elected Member Course	\$ 1,303.50
11/10/2012	574.85	Western Metropolitan Regional Council	Transfer station disposal fees	\$ 29,601.33
11/10/2012	574.900	Red 11	Computer equipment	\$ 18,745.48
11/10/2012	574.908	Transpacific Cleanaway	Domestic & commercial bulk waste collection	\$ 37,425.66
11/10/2012	574.91	Claremont Asphalt	Asphalt work Elizabeth St	\$ 1,980.00
11/10/2012	574.94	Insight CCS Pty Ltd	After hours answering service - Aug 12	\$ 260.48
11/10/2012	574.986	Colleagues Printing Solutions	300 vehicle removal & infringement notices	\$ 2,220.07
11/10/2012	574.998	Road Signs Australia Pty Ltd	50 stickers for parking signs	\$ 27.50
11/10/2012	575.5	LGRCEU	Union fees	\$ 155.20
11/10/2012	576.51	Westnet Pty Ltd	Internet usage 1 Oct - 1 Nov 12	\$ 301.21
17/10/2012	577.101	Airflow Maintenance Company	Maintenance on TAPPS air conditioning	\$ 150.15
17/10/2012	577.1020	By Word of Mouth Pty Ltd	Catering for CIM meeting 4 Oct 12	\$ 155.10
17/10/2012	577.114	Creation Landscape Supplies	White washed sand	\$ 445.20
17/10/2012	577.1142	Fleet Partners Pty Ltd	Monthly lease fee for Coastcare vehicle	\$ 875.54



<u>Date</u>	<u>Payment Reference</u>	<u>Payee</u>	<u>Description</u>	<u>Amount</u>
17/10/2012	577.1157	GHD Pty Ltd	Cottesloe Main Beach Pedestrian Access Concept Design	\$ 4,614.50
17/10/2012	577.1239	Axis Fire Solutions Pty Ltd	Call-out in Oct 11	\$ 480.15
17/10/2012	577.132	Landfill Gas & Power Pty Ltd	Black power supply - Sep 12	\$ 3,036.14
17/10/2012	577.1428	Subaru Wangara	New Forester Wagon 1EAT 568	\$ 37,200.40
17/10/2012	577.1473	Eco Resources Pty Ltd	Receive waste/rubble 10 Oct 12	\$ 1,320.00
17/10/2012	577.1493	Need A Bin	Site charge for depot E-Waste bin	\$ 66.00
17/10/2012	577.1565	T Nguyen	Reimbursement - carry compendium	\$ 62.39
17/10/2012	577.1571	R Boswell	Reimbursement of police clearance	\$ 62.75
17/10/2012	577.1572	M E Wheildon	Reimbursement - Police Clearance	\$ 62.75
17/10/2012	577.1573	G Williams	Reimbursement - Police Clearance	\$ 62.75
17/10/2012	577.181	JR & A Hersey Pty Ltd	20 x 1lt chemical bottles	\$ 48.40
17/10/2012	577.187	WA Limestone Company	Semi load of top soil	\$ 441.60
17/10/2012	577.19	McLeod's Barristers & Solicitors	Legal advice	\$ 464.39
17/10/2012	577.198	Australian Institute of Management	Annual membership subscription 12/13 - C Askew	\$ 275.00
17/10/2012	577.20	Hillmack Sales (Australia) Pty Ltd	Footpath mix	\$ 380.00
17/10/2012	577.205	Cottesloe News Delivery	Daily papers delivered 2-29 Sep 12	\$ 51.92
17/10/2012	577.25	P & A Hughes & Sons	Remove waste from depot 13 & 14 Sep 12	\$ 2,574.00
17/10/2012	577.33	Cottesloe Medical Centre	Pre-employment medical - R Boswell	\$ 138.60
17/10/2012	577.38	Veolia Environmental Services	Replacement hook bin @ depot	\$ 733.15
17/10/2012	577.508	Indiana Cottesloe Beach	Upgrade of public toilets @ Indiana Tea	\$ 6,600.00
17/10/2012	577.54	Snap Printing	Plan printing	\$ 19.25
17/10/2012	577.545	Fire & Emergency Services WA	2012/2013 Emergency Services Levy	\$ 8,213.68
17/10/2012	577.580	St John Ambulance Australia (WA) Inc	2 day first aid course 19-20 Nov 12	\$ 199.00
17/10/2012	577.586	Peter Miller T/A Your Place Outdoors	Temporary maintenance officer services 8-11 Oct 12	\$ 1,500.00
17/10/2012	577.602	WA Treasury Corporation	Loan 104 repayment	\$ 13,345.45
17/10/2012	577.62	Bunning's Group Ltd	Hardware supplies	\$ 123.73
17/10/2012	577.79	Perth Irrigation Centre	Irrigation hardware supplies	\$ 1,113.59
17/10/2012	577.83	Flexi Staff Pty Ltd	Temporary depot staff w/e 10 Oct 12	\$ 5,394.84
17/10/2012	577.85	Western Metropolitan Regional Council	Transfer station disposal fees	\$ 10,856.37
17/10/2012	577.87	Repcos Auto Parts	2 engine oil funnels	\$ 12.27
17/10/2012	577.93	W R Vivian & Sons	Plumbing works @ TAPPS	\$ 308.38
17/10/2012	577.998	Road Signs Australia Pty Ltd	12xTD-2 brackets with bolts & washers	\$ 23.76
17/10/2012	578.600	Proccott Incorporated	Extra monies raised by commercial town differential rate	\$ 90,796.92
24/10/2012	579.176	Custom Service Leasing Pty Ltd	Fuel for custom fleet	\$ 7,799.99
25/10/2012	580.1020	By Word of Mouth Pty Ltd	Catering - 16 Oct 12	\$ 269.50
25/10/2012	580.1081	Envirocare Systems Pty Ltd	Pack of greenheart waterless urinal puck	\$ 326.70
25/10/2012	580.1087	Robert Quodling	Survey services on various intersections	\$ 15,160.00
25/10/2012	580.1133	Lock, Stock & Farrell Locksmith Pty Ltd	Keys - Lesser Hall	\$ 39.00
25/10/2012	580.1361	Dept of Transport	Search for vehicle ownership - Sep 12	\$ 855.60

<u>Date</u>	<u>Payment Reference</u>	<u>Payee</u>	<u>Description</u>	<u>Amount</u>
25/10/2012	580.1398	LGISWA	LGIS Insurances	\$ 120,137.17
25/10/2012	580.1487	Ashleys Mobile Trailer Repairs	Wire plugs on trailer	\$ 150.00
25/10/2012	580.1553	M J Yates	Heritage Map	\$ 85.00
25/10/2012	580.17	Post Newspaper Pty Ltd	Cottesloe page publication - Post News Sep 12	\$ 1,320.00
25/10/2012	580.19	McLeod's Barristers & Solicitors	Legal Advice & Representation	\$ 4,899.31
25/10/2012	580.195	Chemsearch Australia	Hardware supplies	\$ 1,060.01
25/10/2012	580.22	Landgate - VGO	Fortnightly valuation services 1-14 Sep	\$ 87.57
25/10/2012	580.222	W Richards	Reimbursement - remote internet access Mar-Sep 12	\$ 350.00
25/10/2012	580.26	Greenway Enterprises	2 x 20lt powerfeed fertiliser	\$ 239.38
25/10/2012	580.33	Cottesloe Medical Centre	Pre-employment medical - M Wheildon	\$ 277.20
25/10/2012	580.35	Cottesloe IGA	Supplies for staff meeting	\$ 75.46
25/10/2012	580.46	Professional Tree Surgeons	Prune trees - Avonmore Terrace	\$ 1,331.00
25/10/2012	580.49	Charles Service Company	Cleaning contract - Sep 12	\$ 4,070.59
25/10/2012	580.50	A & K Furr Plastering	Conservation work @ Civic Centre	\$ 1,000.00
25/10/2012	580.54	Snap Printing	Plan printing	\$ 46.30
25/10/2012	580.544	B M Pember	Consulting services	\$ 1,518.00
25/10/2012	580.555	K R Sputore	Catering for volunteers - coastcare	\$ 59.27
25/10/2012	580.586	Peter Miller T/A Your Place Outdoors	Temporary maintenance officer 15-18 Oct	\$ 1,500.00
25/10/2012	580.62	Bunning's Group Ltd	Hardware supplies	\$ 266.03
25/10/2012	580.642	David Gray & Co Pty Ltd	20lt drum of Zinc Mate	\$ 126.50
25/10/2012	580.715	Meiville Toyota	Service 1DMD 066	\$ 858.65
25/10/2012	580.75	Safety Zone Australia Pty Ltd	Safety wear - rangers	\$ 2,985.53
25/10/2012	580.79	Perth Irrigation Centre	Irrigation hardware supplies	\$ 3,241.23
25/10/2012	580.811	Stylezone Enterprises Pty Ltd	Secure benches & ceiling battens @ Anderson Pavilion	\$ 170.50
25/10/2012	580.83	Flexi Staff Pty Ltd	Temporary depot staff w/e 13 Oct 12	\$ 5,137.55
25/10/2012	580.84	West Australian Local Government Assoc	Marketforce advertising - Sep 12	\$ 4,183.32
25/10/2012	580.85	Western Metropolitan Regional Council	Transfer station disposal	\$ 11,335.96
25/10/2012	580.89	Major Motors Pty Ltd	Service 1DNF376	\$ 309.56
25/10/2012	580.961	Conservation Volunteers Australia	Volunteer teams for North Metro Weed Eradication	\$ 660.00
25/10/2012	580.973	Delish Fresh Food & Coffee House	Catering for Telstra Coastcare Event	\$ 272.00
25/10/2012	580.982	Titan Ford	Service Ford Ranger 1DKF319	\$ 833.20
1/10/2012		National Australia Bank	Bank fees	\$ 84.27
1/10/2012		National Australia Bank	Bank fees	\$ 313.00
1/10/2012		National Australia Bank	Bank fees	\$ 678.07
2/10/2012		Commonwealth Bank of Australia	Bank fees	\$ 517.54
10/10/2012		National Australia Bank	Transfer to Investment Account	\$ 475,000.00
10/10/2012		Town of Cottesloe Staff	Fortnightly payroll	\$ 70,514.58
15/10/2012		National Australia Bank	Transfer to Investment Account	\$ 335,000.00
15/10/2012		National Australia Bank	Bank fees	\$ 59.63

<u>Date</u>	<u>Payment Reference</u>	<u>Payee</u>	<u>Description</u>	<u>Amount</u>
15/10/2012	National Australia Bank	National Australia Bank	Bank fees	\$ 52.86
24/10/2012	Town of Cottesloe Staff	Town of Cottesloe Staff	Fortnightly payroll	\$ 80,159.46
31/10/2012	National Australia Bank	National Australia Bank	Bank fees	\$ 304.70
31/10/2012	National Australia Bank	National Australia Bank	Bank fees	\$ 374.22
31/10/2012	Mr K Harris	Mr K Harris	Dishonoured item	\$ 4,385.50
<b>Grand Total:</b>				<b>\$ 1,759,193.78</b>

Pursuant to Regulation of 13(4) of the local Government (Financial Management) Regulations the total of all other outstanding accounts for payment as at the date of this payment listing being prepared is \$970,436.44

I hereby certify that the above schedule of accounts totalling \$1,759,193.78 as submitted to the Works & Corporate Services Committee meeting held on 20th November 2012

Signed (Chairperson of the Works & Corporate Services Committee)

**TOWN OF COTTESLOE**  
**RESERVES - CASH BACKED INVESTMENTS**  
**FOR THE PERIOD ENDING 31 OCTOBER 2012**

	2012-2013 ACTUAL	2012-2013 BUDGET \$
<b>1 Area Improvement</b>		
Purpose: To fund the cost of improving facilities within the Municipality.		
Opening Balance	857	-
Transfer from Reserves	-	-
Transfer to Reserves	10	-
	867	-
<b>1 Waste Management Reserve</b>		
Purpose: To fund the improvement, replacement and expansion of waste management plant, equipment, facilities and services.		
Opening Balance	70,065	68,961
Transfer from Reserves	-	-
Transfer to Reserves	962	2,517
Closing Balance	71,027	71,478
<b>2 Parking Reserve</b>		
Purpose: To set aside funds from developers for the development of parking facilities		
Opening Balance	398,165	395,234
Transfer from Reserves	-	-
Transfer to Reserves	5,475	14,276
Closing Balance	403,640	409,510
<b>3 Leave Reserve</b>		
Purpose: To set asides funds to assist with the funding of unexpected employee entitlements		
Opening Balance	137,620	132,819
Transfer from Reserves	-	-
Transfer to Reserves	1,890	4,848
Closing Balance	139,510	137,667
<b>4 Civic Centre Reserve</b>		
Purpose: To fund the cost of upgrading the civic centre.		
Opening Balance	20,770	20,191
Transfer from Reserves	-	-
Transfer to Reserves	281	737
Closing Balance	21,051	20,928

**TOWN OF COTTESLOE**  
**RESERVES - CASH BACKED INVESTMENTS**  
**FOR THE PERIOD ENDING 31 OCTOBER 2012**

	2012-2013 ACTUAL	2012-2013 BUDGET \$
<b>5 Property Reserve</b>		
Purpose: To contribute towards future property construction/renewal.		
Opening Balance	85,743	108,196
Transfer from Reserves	-	-
Transfer to Reserves	1,178	3,949
Closing Balance	<u>86,921</u>	<u>112,145</u>
<b>6 Infrastructure Reserve</b>		
Purpose: To contribute towards future infrastructure construction/renewal.		
Opening Balance	122,866	204,604
Transfer from Reserves	-	-
Transfer to Reserves	1,688	7,468
Closing Balance	<u>124,554</u>	<u>212,072</u>
<b>7 Unspent Grants/Funds Reserve</b>		
Purpose: To account for unspent grants/funds at year end		
Opening Balance	142,052	-
Transfer from Reserves	(141,132)	-
Transfer to Reserves	241	-
Closing Balance	<u>1,161</u>	<u>-</u>
<b>8 Legal Reserve</b>		
Purpose: To provide funds to provide for legal expenses		
Opening Balance	33,675	33,000
Transfer from Reserves	-	-
Transfer to Reserves	463	4,007
Closing Balance	<u>34,137</u>	<u>37,007</u>
<b>TOTAL RESERVES</b>	<u><u>882,867</u></u>	<u><u>1,000,807</u></u>

# TOWN OF COTTESLOE

## INVESTMENTS

SCHEDULE OF INVESTMENTS HELD AS AT 31 OCTOBER 2012

BANK	RATE %	TERM	MATURITY DATE	MUNICIPAL INVESTMENTS	RESERVE FUND	COMMENTS
NAB	4.79%	90 DAYS	4-Jan-13	5,085.48		COTTESLOE PRIMARY SCHOOL
NAB	4.79%	90 DAYS	4-Jan-13	5,032.57		NORTH COTT PRIMARY SCHOOL
NATIONAL AUSTRALIA BANK	4.42%	90 DAYS	16-Jan-13	357,621.80		TERM INVESTMENTS
WESTPAC	5.20%	90 DAYS	13-Nov-12	475,000.00		TERM INVESTMENTS
NATIONAL AUSTRALIA BANK	4.95%	90 DAYS	16-Nov-12	475,000.00		TERM INVESTMENTS
WESTPAC	5.18%	120 DAYS	21-Jan-13	450,000.00		TERM INVESTMENTS
NATIONAL AUSTRALIA BANK	4.92%	90 DAYS	4-Dec-12	485,000.00		TERM INVESTMENTS
BANKWEST	4.40%	75 DAYS	19-Dec-12	476,756.85		TERM INVESTMENTS
WESTPAC	5.12%	90 DAYS	5-Dec-12	480,000.00		TERM INVESTMENTS
WESTPAC	5.12%	90 DAYS	5-Dec-12	490,000.00		TERM INVESTMENTS
COMMONWEALTH BANK OF AUSTRALIA	4.14%	30 DAYS	7-Jan-13	471,738.36		TERM INVESTMENTS
WESTPAC	4.70%	90 DAYS	30-Dec-12		94,398.91	RESERVE FUND INVESTMENTS
NATIONAL AUSTRALIA BANK	4.50%	91 DAYS	2-Jan-13		231,799.36	RESERVE FUND INVESTMENTS
BANKWEST	4.65%	75 DAYS	11-Dec-12		261,314.05	RESERVE FUND INVESTMENTS
COMMONWEALTH BANK OF AUSTRALIA	4.16%	30 DAYS	28-Nov-12		295,354.97	RESERVE FUND INVESTMENTS
					<u>\$4,171,235.06</u>	
					<u>\$882,867.29</u>	

BANK	\$	%
NATIONAL	\$1,559,539.21	30.86
WESTPAC	\$1,989,398.91	39.36
BANKWEST	\$738,070.90	14.60
COMMONWEALTH	\$767,093.33	15.18
<b>TOTAL</b>	<b>\$5,054,102.35</b>	<b>100.00</b>

# TOWN OF COTTESLOE

## LOANS

### SCHEDULE OF LOANS HELD AS AT 31 OCTOBER 2012

BANK	REF NO.	RATE %	PERIOD	MATURITY DATE	BALANCE OWING	LAST INSTALMENT DATE	NEXT INSTALMENT DATE	CURRENT LIABILITY	NON-CURRENT LIABILITY	COMMENTS
WA TREASURY	104	5.85%	10 YEARS	20-Oct-14	\$49,541.81	20-Oct-12	20-Apr-13	\$11,863.93	\$37,677.88	COTTESLOE TENNIS CLUB
WA TREASURY	105	6.22%	15 YEARS	6-Oct-23	\$309,957.79	8-Oct-12	8-Apr-13	\$10,024.31	\$299,933.48	SEA VIEW GOLF CLUB
WA TREASURY	106	5.25%	10 YEARS	3-Apr-19	\$1,131,414.67	3-Oct-12	3-Apr-13	\$74,151.56	\$1,057,263.11	CAPITAL PROJECT - CIVIC CENTRE
WA TREASURY	107	6.51%	20 YEARS	16-Sep-29	\$4,551,036.31	17-Sep-12	18-Mar-13	\$75,138.49	\$4,475,897.82	CAPITAL PROJECT - JOINT LIBRARY
					<u>\$6,041,950.58</u>			<u>\$171,178.29</u>	<u>\$5,870,772.29</u>	
LOANS TO OTHER ENTITIES					\$359,499.60			\$21,888.24	\$337,611.36	
LOANS FOR TOC					\$5,682,450.98			\$149,290.05	\$5,533,160.93	
					<u>\$6,041,950.58</u>			<u>\$171,178.29</u>	<u>\$5,870,772.29</u>	

## TOWN OF COTTESLOE

### SUNDRY DEBTORS REPORT AS AT 31 OCTOBER 2012

<u>Debtor No</u>	<u>Nature Of Debt</u>	<u>3+ Months</u>	<u>2 Months</u>	<u>1 Month</u>	<u>Current</u>	<u>Balance</u>	<u>Status</u>
366	Health licence charges	\$4,269.60	\$0.00	\$0.00	\$0.00	\$4,269.60	Final recovery letter sent
413	Health licence charges	\$2,661.75	\$0.00	\$0.00	\$0.00	\$2,661.75	Final recovery letter sent
357	Health licence charges	\$2,497.50	\$0.00	\$0.00	\$207.00	\$2,704.50	Final recovery letter sent
13	Health licence charges	\$2,370.45	\$0.00	\$0.00	\$0.00	\$2,370.45	Final recovery letter sent
359	Health licence charges	\$1,318.50	\$0.00	\$0.00	\$0.00	\$1,318.50	Final recovery letter sent
48	Waste collection charges	\$974.68	\$0.00	\$0.00	\$0.00	\$974.68	Final recovery letter sent
113	Waste collection charges	\$811.10	\$0.00	\$0.00	\$0.00	\$811.10	Final recovery letter sent
403	Venue hire and associated costs	\$495.00	\$0.00	\$0.00	\$1,817.50	\$2,312.50	Final recovery letter sent
164	Waste collection charges	\$297.14	\$0.00	\$0.00	\$0.00	\$297.14	Final recovery letter sent
25	Waste collection charges	\$243.67	\$0.00	\$0.00	\$0.00	\$243.67	Final recovery letter sent
123	Waste collection charges	\$229.80	\$0.00	\$0.00	\$0.00	\$229.80	Final recovery letter sent
204	Waste collection charges	\$162.44	\$0.00	\$0.00	\$0.00	\$162.44	Final recovery letter sent
106	Waste collection charges	\$81.22	\$0.00	\$0.00	\$0.00	\$81.22	Final recovery letter sent
356	Waste collection charges	\$81.22	\$0.00	\$0.00	\$0.00	\$81.22	Final recovery letter sent
131	Waste collection charges	\$67.35	\$0.00	\$0.00	\$0.00	\$67.35	Final recovery letter sent
285	Waste collection charges	\$6.25	\$0.00	\$0.00	\$0.00	\$6.25	Small amount
439	Health prosecution charges	\$0.00	\$0.00	\$16,000.00	\$0.00	\$16,000.00	Payment arrangement in place
155	Coastcare funding	\$0.00	\$0.00	\$0.00	\$50,956.40	\$50,956.40	Statement sent
311	Lease fees etc	\$0.00	\$0.00	\$0.00	\$23,459.96	\$23,459.96	Statement sent
176	Recharge of service provision	\$0.00	\$0.00	\$0.00	\$14,835.92	\$14,835.92	Statement sent
175	Recharge of WESROC project charges	\$0.00	\$0.00	\$0.00	\$9,582.10	\$9,582.10	Statement sent
177	Recharge of WESROC project charges	\$0.00	\$0.00	\$0.00	\$8,542.60	\$8,542.60	Statement sent
173	Recharge of WESROC project charges	\$0.00	\$0.00	\$0.00	\$6,239.20	\$6,239.20	Statement sent
174	Recharge of WESROC project charges	\$0.00	\$0.00	\$0.00	\$5,923.50	\$5,923.50	Statement sent
43	Lease charges etc	\$0.00	\$0.00	\$0.00	\$2,315.43	\$2,315.43	Statement sent
293	Venue hire	\$0.00	\$0.00	\$0.00	\$2,000.00	\$2,000.00	Statement sent
168	Lease charges etc	\$0.00	\$0.00	\$0.00	\$1,804.26	\$1,804.26	Statement sent
44	Waste collection charges	\$0.00	\$0.00	\$0.00	\$1,077.55	\$1,077.55	Statement sent



**TOWN OF COTTESLOE**

**SUNDRY DEBTORS REPORT AS AT 31 OCTOBER 2012**

<u>Debtor No</u>	<u>Nature Of Debt</u>	<u>3+ Months</u>	<u>2 Months</u>	<u>1 Month</u>	<u>Current</u>	<u>Balance</u>	<u>Status</u>
372	Health licence charges	\$0.00	\$0.00	\$0.00	\$607.50	\$607.50	Statement sent
34	Health licence charges	\$0.00	\$0.00	\$0.00	\$515.00	\$515.00	Statement sent
438	Health licence charges	\$0.00	\$0.00	\$0.00	\$414.00	\$414.00	Statement sent
180	Sale of books	\$0.00	\$0.00	\$0.00	\$87.00	\$87.00	Statement sent
300	Overpayment	\$0.00	-\$0.18	\$0.00	\$0.00	-\$0.18	Overpayment
101	Overpayment	\$0.00	-\$81.23	\$0.00	\$0.00	-\$81.23	Overpayment
419	Overpayment	-\$50.00	\$0.00	\$0.00	\$0.00	-\$50.00	Overpayment
<b>TOTAL</b>		<b>\$16,517.67</b>	<b>-\$81.41</b>	<b>\$16,000.00</b>	<b>\$130,384.92</b>	<b>\$162,821.18</b>	



## Rates and Charges Analysis

For Financial Year 2013 Period 2013, as at 1/11/2012

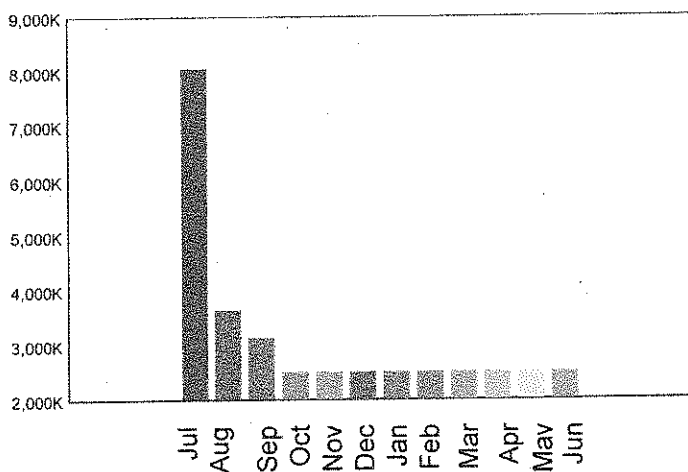
### Amounts Levied and Outstanding

<u>Rate or Charge Type</u>	<u>Amount Levied This Year</u>	<u>Total Balance Outstanding</u>
GRV General Rate	8,130,710.09	1,991,905.36
Additional Bin	85,800.00	47,493.13
Credit Balances	0.00	-47,703.60
Swimming Pool	6,490.00	2,825.19
ESL Category 1	1,137,944.49	470,632.37
ESL Category 5	0.00	4.05
Instalment Fees	15,588.00	16,795.16
Instalment PreInterest	32,045.65	31,627.23
	<b>9,408,578.23</b>	<b>2,513,578.89</b>

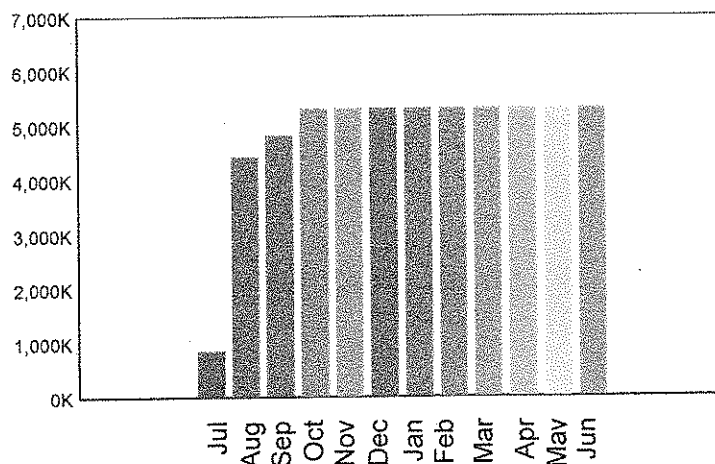
### Analysis of Outstanding Balance

<u>Bfwd At 1 July</u>	<u>Levied YTD</u>	<u>Rebated</u>	<u>Received</u>	<u>Other Trans</u>	<u>Balance</u>
312,887.31	9,408,578.23	-553,925.41	-6,665,149.51	11,188.27	<b>2,513,578.89</b>
<u>Current</u>	<u>Arrears</u>	<u>Interest</u>	<u>Legal</u>	<u>Deferred</u>	<u>Balance</u>
2,233,112.38	59,439.98	14,554.63	1,052.14	205,419.76	<b>2,513,578.89</b>

**Total Balance Outstanding By Month**



**YTD Collections By Month**



### Analysis of Assessments

Number of assessments	3,792
Number of assessments paid in full	2,161
Number of assessments with a balance outstanding	1,675
Number of assessments with arrears	67
Number of assessments on instalments	1,164
Number of assessments with pensioners or seniors	891
Number of assessments with deferred rates	38
Number of assessments with no payment yet	234

TOWN OF COTTESLOE

CAPITAL WORKS PROGRAMME

FOR THE PERIOD ENDED 1 JULY 2012 TO 31 OCTOBER 2012

PROJECT NO	PROJECT	2012-2013 YTD ACTUAL \$	2012-2013 BUDGET \$	2012-2013 BUDGET \$	2012-2013 BUDGET \$	Variances Budget to Actual \$	Variances Budget to YTD Actual \$	Variances Budget to YTD Actual %
5.1156.2	<b>CARPARK CONSTRUCTION</b> Railway Street	2,117	0	0	0	(2,117)		
10.9000.2	<b>DRAINAGE CONSTRUCTION</b> Cottesloe various	(2,982)	6,676	20,020	9,658			145%
15.1004.2	<b>FOOTPATH CONSTRUCTION</b> Albion Street	14,325	2,762	13,811	(11,563)			(419%)
15.1014.2	Balfour Street	6,789	1,882	9,411	(4,907)			(261%)
15.1026.2	Brighton Street	7,165	1,262	6,311	(5,903)			(468%)
15.1030.2	Broome Street (Prior year)	100	0	0	(100)			
15.1046.2	Congdon Street	1,742	302	1,511	(1,440)			(477%)
15.1054.2	Edward Street	2,111	422	2,111	(1,689)			(400%)
15.1058.2	Elizabeth Street	19,059	2,622	13,111	(16,437)			(627%)
15.1076.2	Gibney Street	1,460	442	2,211	(1,018)			(230%)
15.1082.2	Grant Street	2,135	307	1,535	(1,828)			(595%)
15.1086.2	Griver Street	7,220	1,422	7,111	(5,798)			(408%)
15.1096.2	Hillside Avenue	1,653	442	2,211	(1,211)			(274%)
15.1098.2	Jarrad Street	9,948	2,942	14,711	(7,006)			(238%)
15.1124.2	Margaret Street	0	842	4,211	842			100%
15.1126.2	Marine Parade	0	5,464	27,320	5,464			100%
15.1128.2	Marmion Street	2,838	622	3,111	(2,216)			(356%)
15.1168.2	Salvado Street	1,918	382	1,911	(1,536)			(402%)
15.9000.2	Various small lengths	0	0	4,211	0			
15.9000.2	Bike Plan Works	(2,754)	3,854	15,060	6,608			171%
15.9000.5	DSAC Capital Works-Ramp	0	60,040	300,200	60,040			100%

TOWN OF COTTESLOE

CAPITAL WORKS PROGRAMME

FOR THE PERIOD ENDED 1 JULY 2012 TO 31 OCTOBER 2012

PROJECT NO	PROJECT	2012-2013 YTD ACTUAL \$	2012-2013 YTD BUDGET \$	2012-2013 BUDGET \$	Variances Budget to YTD Actual \$	Variances Budget to YTD Actual %
20.9000.2	IRRIGATION CONSTRUCTION Cottesloe, various	4,764	4,040	20,200	(724)	(18%)
25.9000.2	LANEWAY CONSTRUCTION	0	15,640	78,200	15,640	
30.9000.2	PARKS AND RESERVES CONSTRUCTION Playgrounds various	13,212	7,800	15,000	(5,412)	(69%)
30.9000.5	Cottesloe Natural Area Upgrade	211	7,798	15,000	7,587	97%
35.1137.2	PROPERTY CONSTRUCTION Napier Street Public Toilets	0	10,002	30,000	10,002	
35.4010.2	Anderson Pavillion	155	6,000	30,000	5,845	97%
35.4050.2 (BA)	Civic Centre - Solar Panels	0	0	45,000	0	
35.4130.2	Indiana Tea House (Prior year)	6,000	0	0	0	0%
35.4135.2	Joint Library Building	(5,506)	9,578	28,725	15,084	157%
35.6030.2	Civic Centre Grounds Restoration	14,650	67,680	203,000	53,030	78%

TOWN OF COTTESLOE

CAPITAL WORKS PROGRAMME

FOR THE PERIOD ENDED 1 JULY 2012 TO 31 OCTOBER 2012

PROJECT NO	PROJECT	2012-2013 YTD ACTUAL	2012-2013 YTD BUDGET	2012-2013 BUDGET	2012-2013 ACTUAL	2012-2013 YTD BUDGET	2012-2013 BUDGET	Variances Budget to YTD Actual	Variances Budget to YTD Actual
		\$	\$	\$	\$	\$	\$	\$	%
	<b>ROAD CONSTRUCTION/ REHABILITATION</b>								
40.1012.2	Avonmore Terrace	0	9,810	49,050	0	9,810	49,050	9,810	
40.1030.2	Broome Street	0	10,002	50,010	0	10,002	50,010	10,002	
40.1062.2	Federal Street	0	9,339	46,690	0	9,339	46,690	9,339	
40.1108.2	Lane Street	0	3,207	16,040	0	3,207	16,040	3,207	
40.1110.2	Lillian Street	0	7,802	39,010	0	7,802	39,010	7,802	
40.1136.2	Napier Steet (Prior year)	2,051	0	0	2,051	0	0	(2,051)	
40.1156.2	Railway Street - MRRG	0	13,492	67,460	0	13,492	67,460	13,492	
40.1174.2	Stanhope Street	0	2,602	13,010	0	2,602	13,010	2,602	
40.1188.2	Vera Street	0	9,216	46,080	0	9,216	46,080	9,216	
	<b>ROAD SAFETY &amp; SPEED RESTRICTION</b>								
41.1026.2	Brighton Street (Prior year)	1,000	0	0	1,000	0	0	0	
41.1030.2	Broome Street (Prior year)	1,096	0	0	1,096	0	0	0	
41.1082.2	Grant Street (Prior year)	720	0	0	720	0	0	0	
41.1100.2	John Street (Prior year)	935	0	0	935	0	0	0	
41.1048.2 (BA)	Curtin Avenue - Lighting and Islands	0	0	135,000	0	0	135,000	0	
41.9000.2	Safety & Speed Program Yr 2	8,030	16,040	80,200	8,030	16,040	80,200	8,010	50%
	<b>MISCELLANEOUS INFRASTRUCTURE</b>								
43.1047.2.50	Environmental Improvement and Access Improvement (BA)	1,395	2,561	4,925	1,395	2,561	4,925	1,166	46%
43.9000.2.57	Sculpture	(818)	0	40,000	(818)	0	40,000	818	

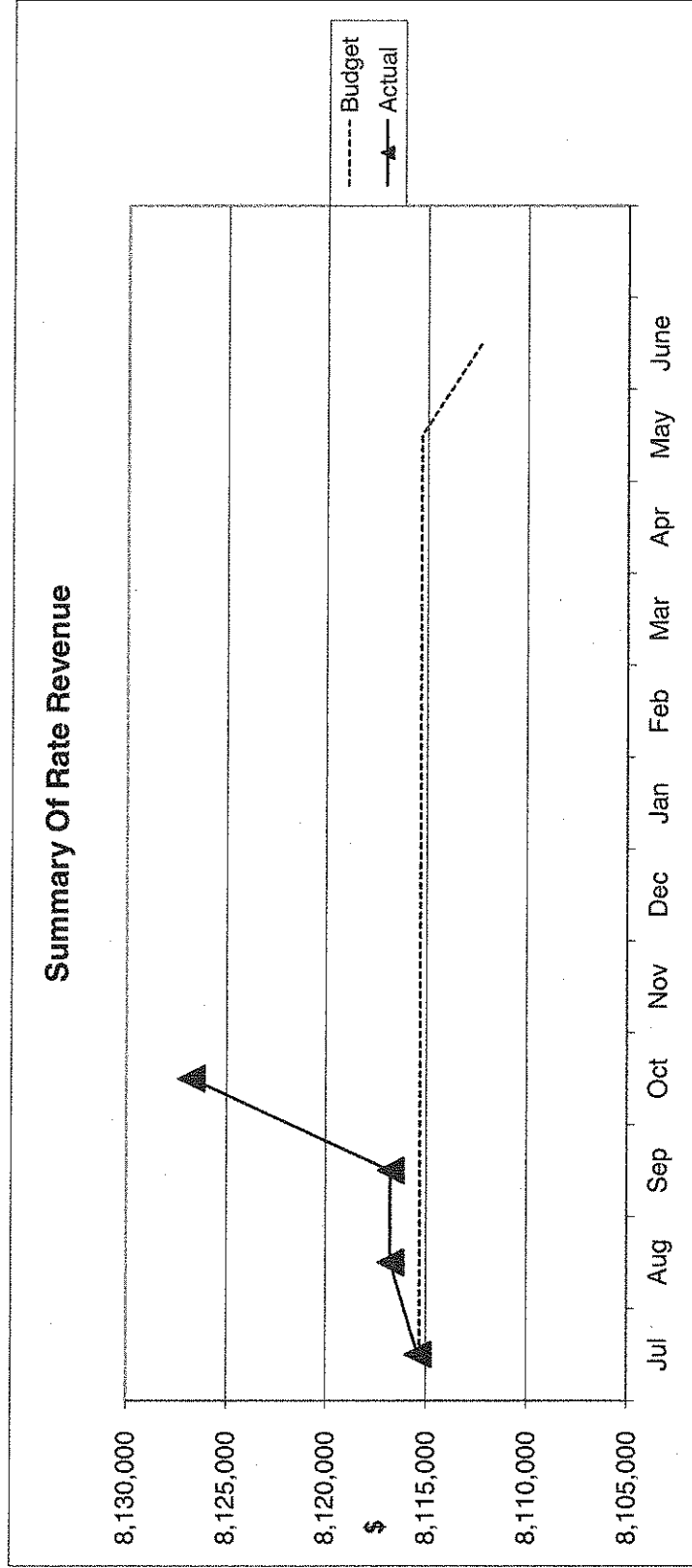
TOWN OF COTTESLOE

CAPITAL WORKS PROGRAMME  
FOR THE PERIOD ENDED 1 JULY 2012 TO 31 OCTOBER 2012

PROJECT NO	PROJECT	2012-2013 YTD ACTUAL \$	2012-2013 YTD BUDGET \$	2012-2013 BUDGET \$	Variations Budget to YTD Actual \$	Variations Budget to YTD Actual %
<b>PLANT &amp; VEHICLES</b>						
47.9000.2.57	Passenger Vehicle - GIS	33,843	0	36,000	(33,843)	100%
47.9000.2.57	Hino 2 Tonne Tiptruck	0	52,000	52,000	52,000	15%
47.9000.2.57	Kubota ZG-227 Mower	15,250	18,000	18,000	2,750	21%
47.9000.2.57	Stihl Pressure Cleaner	3,950	5,000	5,000	1,050	(16%)
47.9000.2.57	Mower Tilt Trailer	8,150	7,000	7,000	(1,150)	11%
47.9000.2.57	Stihl FS360 Brushcutters (3)	3,188	3,600	3,600	412	67%
47.9000.2.57	Stihl MS200 & MS361 Chain Saws (2) & (1)	1,117	3,400	3,600	2,283	18%
47.9000.2.57	Dimas Core Drill	1,550	1,900	2,000	350	12%
47.9000.2.57	Stihl HT101 Pole Pruners (2)	2,289	2,600	2,600	311	100%
47.9000.2.57	Stihl Extension Hedge Trimmers (2)	0	1,000	2,000	773	12%
47.9000.2.57	Lawn Mowers (2)	5,727	6,500	6,500	773	100%
47.9000.2.57	Trail Behind Spray Unit	4,136	4,000	4,000	(136)	12%
<b>IT, OFFICE EQUIPMENT &amp; FURNITURE</b>						
49.9000.2.57	Civic Centre Furniture	0	1,667	5,000	1,667	100%
49.9000.2.57	Desktop Devices	0	833	2,500	833	100%
49.9000.2.57	Mobile Devices	0	833	2,500	833	100%
49.9000.2.57	Server hardware (Memory) Update for Hypervisor1	0	1,445	4,334	1,445	100%
49.9000.2.57	Server hardware (Memory) Update for Hypervisor2	0	1,445	4,334	1,445	100%
49.9000.2.57	Network Upgrades/Appliances	0	6,344	19,032	6,344	100%
49.9000.2.57	HR Software (2011-2012)	(6,502)	0	0	6,502	100%
<b>Totals</b>		<b>193,320</b>	<b>422,863</b>	<b>1,682,689</b>	<b>238,294</b>	<b>54%</b>

# TOWN OF COTTESLOE

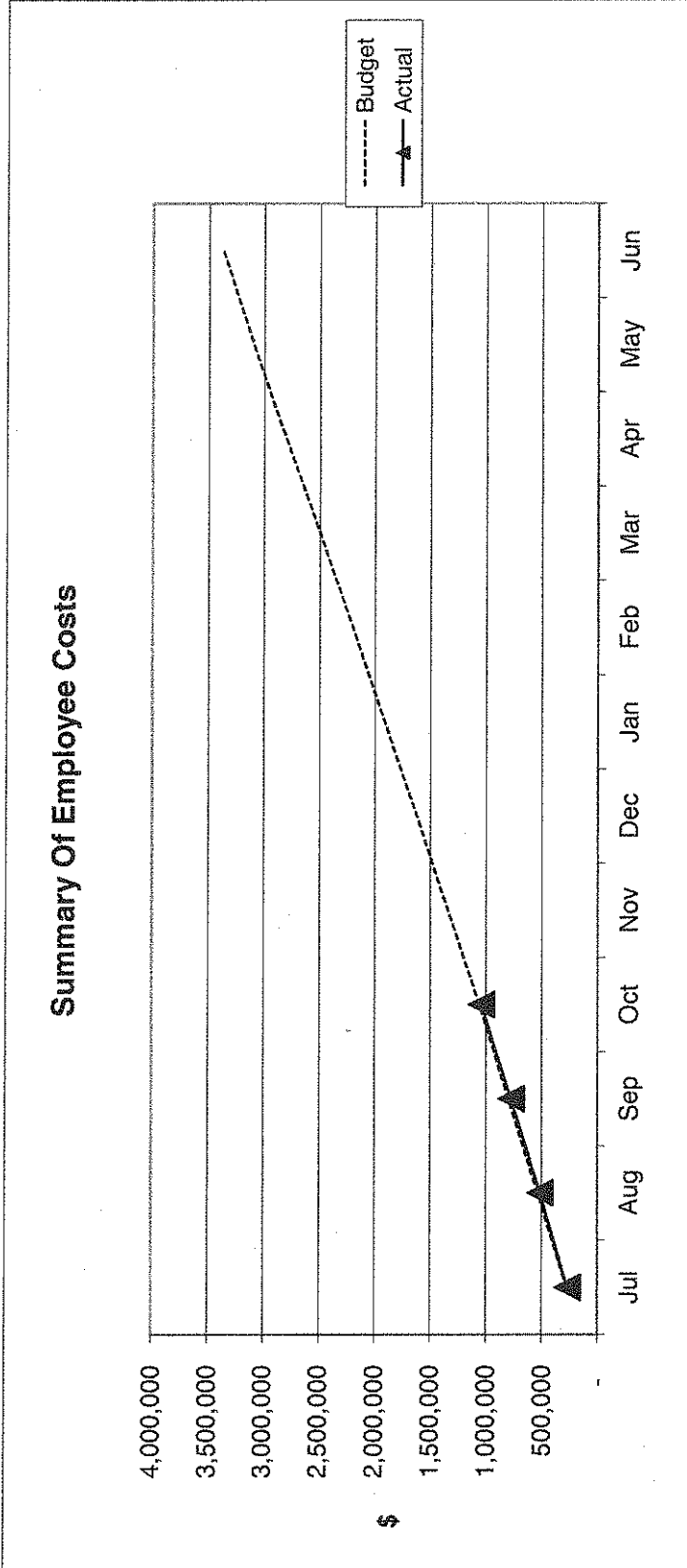
GRAPHICAL SUMMARY BY NATURE & TYPE FOR 2012-2013  
FOR THE PERIOD ENDED 1 JULY 2012 TO 31 OCTOBER 2012



# TOWN OF COTTESLOE

## GRAPHICAL SUMMARY BY NATURE & TYPE FOR 2012-2013

FOR THE PERIOD ENDED 1 JULY 2012 TO 31 OCTOBER 2012

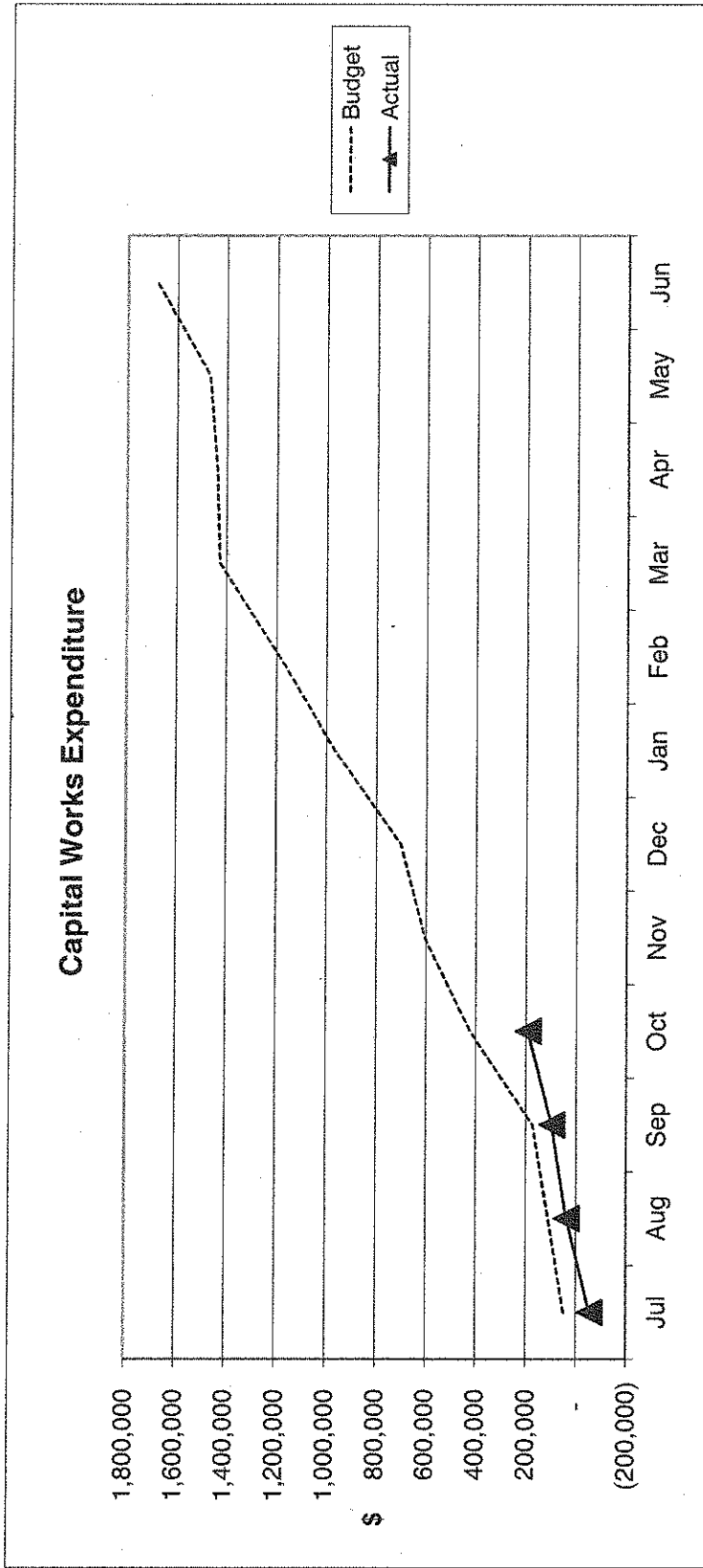




# TOWN OF COTTESLOE

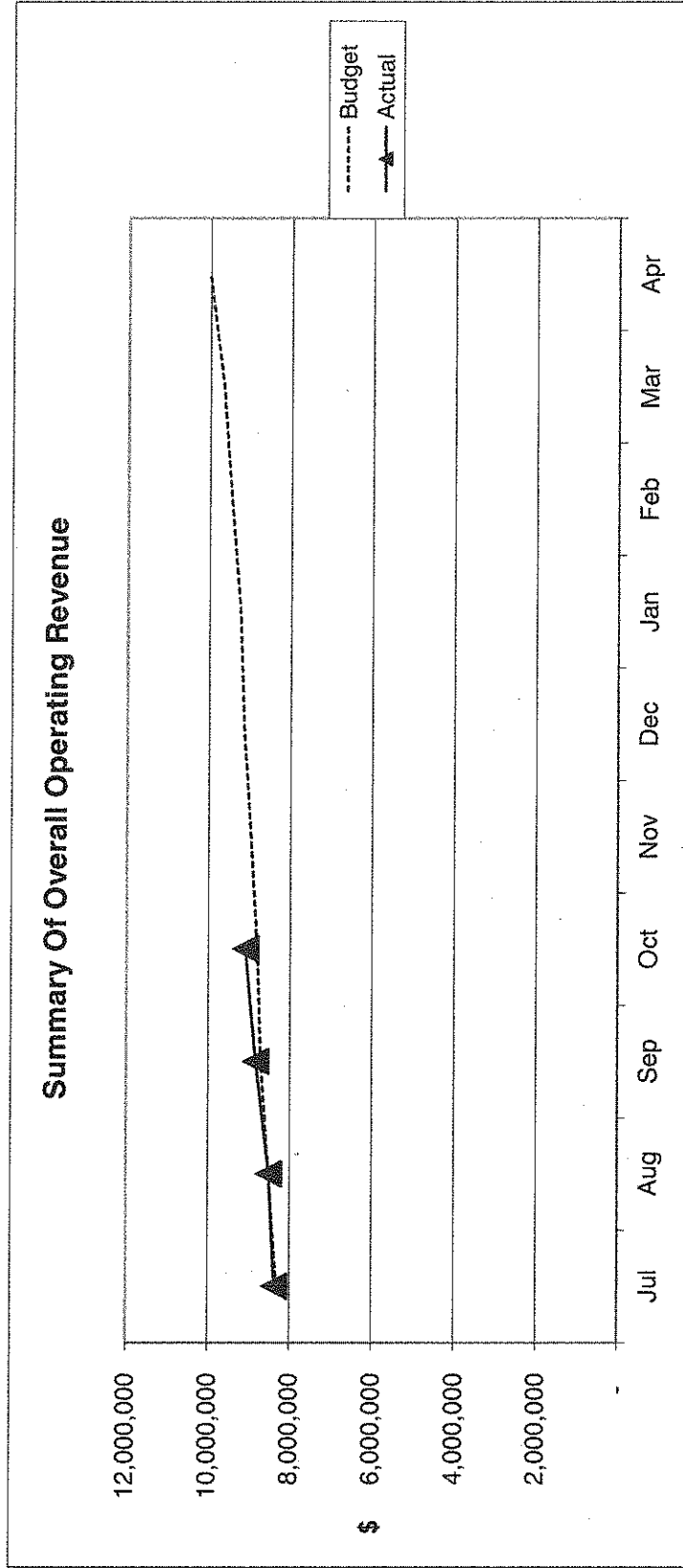
## GRAPHICAL SUMMARY BY NATURE & TYPE FOR 2012-2013

FOR THE PERIOD ENDED 1 JULY 2012 TO 31 OCTOBER 2012



# TOWN OF COTTESLOE

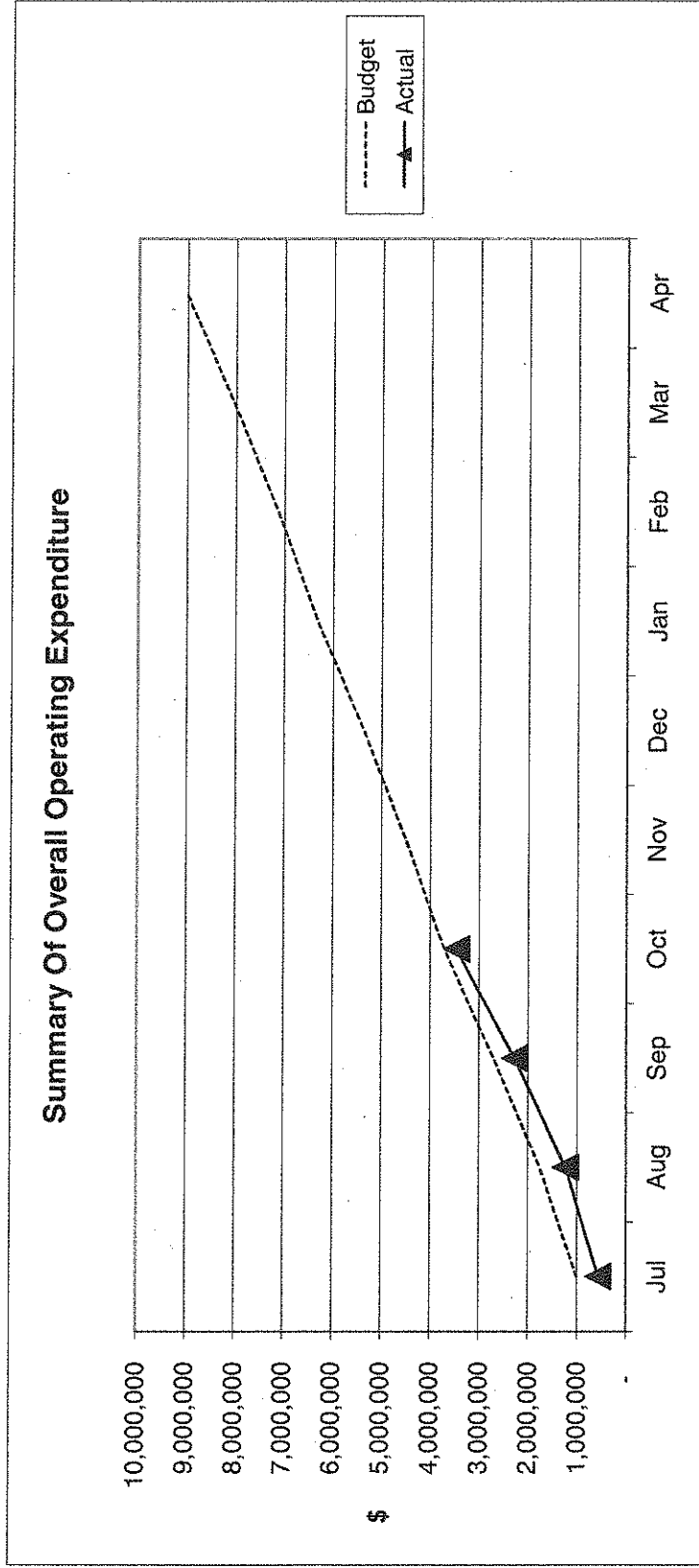
## GRAPHICAL SUMMARY OF REVENUE, EXPENDITURE AND NET POSITION FOR 2012-2013 FOR THE PERIOD ENDED 1 JULY 2012 TO 31 OCTOBER 2012



# TOWN OF COTTESLOE

## GRAPHICAL SUMMARY OF REVENUE, EXPENDITURE AND NET POSITION FOR 2012-2013

FOR THE PERIOD ENDED 1 JULY 2012 TO 31 OCTOBER 2012



# TOWN OF COTTESLOE

## GRAPHICAL SUMMARY OF REVENUE, EXPENDITURE AND NET POSITION FOR 2012-2013

FOR THE PERIOD ENDED 1 JULY 2012 TO 31 OCTOBER 2012

