

TOWN OF COTTESLOE




Works and Corporate Services  
Committee

**ATTACHMENT 10.3.2**

Meeting Date: 19 June 2012



# TOWN OF COTTESLOE



## FINANCIAL STATEMENTS

FOR THE PERIOD 1st JULY 2011 TO 31st MAY 2012

PRESENTED TO THE WORKS & CORPORATE SERVICES

COMMITTEE ON 19th JUNE 2012

# TOWN OF COTTESLOE

## FINANCIAL STATEMENTS

FOR THE PERIOD 1 JULY 2011 TO 31 MAY 2012

### TABLE OF CONTENTS

	Statement of Financial Activity	1
	Operating Statement By Program	2
	Operating Statement By Nature & Type	3
	Balance Sheet	4 - 5
Note 1	Net Current Assets	6
Note 2	Variance Analysis	7 - 10
Note 3	Other Information	
	- List of Payments	11 - 18
	- Reserves	19 - 20
	- Investments	21
	- Loans	22
	- Sundry Debtors	23 - 26
	- Rates	27
	- Capital Works Programme	28 - 32
	- Graphs	33 - 34

TOWN OF COTTESLOE

STATEMENT OF FINANCIAL ACTIVITY

FOR THE PERIOD ENDED 1 JULY 2011 TO 31 MAY 2012

	2011-2012 YTD Actual \$	2011-2012 YTD Budget \$	2011-2012 Budget \$	Variations YTD Actual to YTD Budget \$	Variations YTD Actual to YTD Budget %
<b>Operating Revenue</b>					
General Purpose Funding	464,820	378,878	386,530	85,942	23%
Governance	51,029	65,443	69,300	(14,414)	(22%)
Law, Order and Public Safety	16,393	15,566	15,900	827	5%
Health	70,087	70,392	71,350	(305)	(0%)
Education and Welfare	23,823	23,017	34,449	806	4%
Community Amenities	399,764	423,630	496,185	(23,866)	(6%)
Recreation and Culture	473,212	371,306	378,148	101,906	27%
Transport	597,213	661,335	708,367	(64,122)	(10%)
Economic Services	153,763	209,928	229,000	(56,165)	(27%)
Other Property and Services	205	2,013	2,200	(1,808)	(90%)
<b>Total Operating Revenue</b>	<b>2,250,309</b>	<b>2,221,508</b>	<b>2,391,429</b>	<b>28,801</b>	<b>1%</b>
<b>Operating Expenditure</b>					
General Purpose Funding	(174,642)	(235,176)	(253,646)	60,534	26%
Governance	(460,976)	(586,355)	(624,790)	125,379	21%
Law, Order and Public Safety	(207,740)	(223,369)	(242,894)	15,629	(7%)
Health	(162,472)	(185,628)	(202,488)	23,156	12%
Education and Welfare	(179,960)	(171,587)	(180,709)	(8,373)	(5%)
Community Amenities	(2,502,219)	(2,598,250)	(2,826,319)	96,031	4%
Recreation and Culture	(2,872,671)	(2,909,148)	(3,171,896)	36,477	1%
Transport	(2,393,510)	(2,376,185)	(2,615,588)	(17,325)	(1%)
Economic Services	(291,506)	(303,358)	(323,090)	11,852	4%
Other Property and Services	(46,124)	0	0	(46,124)	
<b>Total Operating Expenditure</b>	<b>(9,291,820)</b>	<b>(9,589,056)</b>	<b>(10,441,420)</b>	<b>297,236</b>	<b>3%</b>
<b>Adjustments for Non Cash</b>					
(Profit)/Loss on Asset Disposals	(77,299)	0	0	(77,299)	
Depreciation	1,687,162	1,644,864	1,794,316	42,298	(3%)
<b>Total Adjustments for Non Cash</b>	<b>1,609,863</b>	<b>1,644,864</b>	<b>1,794,316</b>	<b>(35,001)</b>	<b>2%</b>
<b>Capital Expense and Revenue</b>					
Additions - Furniture & Equipment	(105,005)	(127,365)	(134,243)	22,360	18%
Additions - Land & Buildings	(276,350)	(306,000)	(306,000)	29,650	10%
Additions - Plant & Equipment	(293,159)	(321,400)	(321,400)	28,241	9%
Additions - Roads	(331,625)	(379,317)	(379,317)	47,692	13%
Additions - Footpaths	(144,438)	(185,458)	(195,500)	41,020	22%
Additions - Drainage	(13,709)	(8,186)	(10,000)	(5,523)	(67%)
Additions - Parks & Reserves	(35,654)	(25,084)	(26,000)	(10,570)	(42%)
Additions - Miscellaneous	(103,270)	(76,942)	(76,942)	(26,328)	(34%)
Additions - Street Furniture	(7,988)	0	0	(7,988)	
Additions - Right of Ways	(85,093)	(73,100)	(73,100)	(11,993)	(16%)
Additions - Irrigation	(1,495)	(20,000)	(20,000)	18,505	93%
Proceeds from Disposal of Assets	118,932	133,900	133,900	(14,968)	(11%)
Proceeds from New Loans	0	0	0	0	
Principal Repayments/Disbursements	(318,422)	(318,425)	(318,425)	3	0%
Self Supporting Principal Repayments	40,680	40,681	40,681	(1)	0%
Transfer from Reserves	255,663	100,485	100,485	155,178	154%
Transfer to Reserves	(380,269)	(100,131)	(102,837)	(280,138)	(280%)
<b>Total Capital Expense and Revenue</b>	<b>(1,681,202)</b>	<b>(1,666,342)</b>	<b>(1,688,698)</b>	<b>(14,860)</b>	<b>(1%)</b>
Opening Surplus / (Deficit)	735,013	281,338	281,338	453,675	(161%)
Closing Surplus / (Deficit)	1,348,120	555,347	0	792,773	(143%)
<b>AMOUNT REQUIRED FROM RATES</b>	<b>(7,725,957)</b>	<b>(7,663,035)</b>	<b>(7,663,035)</b>	<b>(62,922)</b>	

# TOWN OF COTTESLOE

## OPERATING STATEMENT BY PROGRAM

FOR THE PERIOD ENDED 1 JULY 2011 TO 31 MAY 2012

	2011-2012 Actual \$	2011-2012 YTD Budget \$	2011-2012 Budget \$	2011-2012 Revised Budget \$	Variances Budget to YTD Actual \$	Variances Budget to YTD Actual %
<b>Revenue from Ordinary Activities</b>						
General Purpose Funding	8,190,777	8,041,913	8,049,565	8,130,433	148,864	2%
Governance	42,118	65,443	69,300	47,750	(23,325)	(36%)
Law, Order and Public Safety	16,393	15,566	15,900	15,880	827	5%
Health	70,087	70,392	71,350	68,470	(305)	(0%)
Education and Welfare	23,823	23,017	34,449	34,649	806	4%
Community Amenities	392,842	423,630	496,185	457,484	(30,788)	(7%)
Recreation and Culture	411,972	343,306	350,148	441,803	68,666	20%
Transport	514,213	606,721	649,700	522,161	(92,508)	(15%)
Economic Services	149,832	209,928	229,000	169,500	(60,096)	(29%)
Other Property and Services	205	2,013	2,200	500	(1,808)	(90%)
<b>Total Operating Revenue</b>	<b>9,812,262</b>	<b>9,801,929</b>	<b>9,967,797</b>	<b>9,888,130</b>	<b>10,333</b>	<b>0%</b>
<b>Expenses from Ordinary Activities</b>						
General Purpose Funding	(174,642)	(235,176)	(253,646)	(203,371)	60,534	26%
Governance	(460,146)	(586,267)	(624,689)	(629,184)	126,121	22%
Law, Order and Public Safety	(207,740)	(223,369)	(242,895)	(243,451)	15,629	7%
Health	(162,472)	(185,628)	(202,488)	(195,308)	23,156	12%
Education and Welfare	(179,960)	(171,587)	(182,709)	(197,474)	(8,373)	(5%)
Community Amenities	(2,502,219)	(2,598,250)	(2,824,531)	(2,832,859)	96,031	4%
Recreation and Culture	(2,505,151)	(2,598,602)	(2,771,637)	(2,783,998)	93,451	4%
Transport	(2,392,132)	(2,376,185)	(2,615,588)	(2,625,837)	(15,947)	(1%)
Economic Services	(291,506)	(303,358)	(323,091)	(328,569)	11,852	4%
Other Property and Services	(46,124)	0	0	(18,280)	(46,124)	
<b>Total Operating Expenditure</b>	<b>(8,922,092)</b>	<b>(9,278,422)</b>	<b>(10,041,274)</b>	<b>(10,058,331)</b>	<b>356,330</b>	<b>4%</b>
<b>Borrowing Costs</b>						
Governance	(830)	(88)	(100)	(100)	(742)	(843%)
Recreation and Culture	(367,520)	(310,546)	(400,046)	(400,046)	(56,974)	(18%)
<b>Total</b>	<b>(368,350)</b>	<b>(310,634)</b>	<b>(400,146)</b>	<b>(400,146)</b>	<b>(57,716)</b>	<b>(19%)</b>
<b>Grants / Contributions for Asset Development</b>						
Recreation and Culture	61,237	28,000	28,000	28,000	33,237	
Transport	24,091	54,614	58,667	58,667	(30,523)	(56%)
<b>Total</b>	<b>85,328</b>	<b>82,614</b>	<b>86,667</b>	<b>86,667</b>	<b>2,714</b>	<b>3%</b>
<b>Profit/ (Loss) on Asset Disposal</b>						
Governance	8,912	0	0	8,912	8,912	
Community Amenities	6,922	0	0	6,922	6,922	
Recreation and Culture	3	0	0	1,378	3	
Transport	57,531	0	0	16,622	57,531	
Economic Services	3,931	0	0	3,931	3,931	
<b>Total</b>	<b>77,299</b>	<b>0</b>	<b>0</b>	<b>37,765</b>	<b>77,299</b>	
<b>NET PROFIT OR LOSS</b>	<b>684,447</b>	<b>295,487</b>	<b>(386,956)</b>	<b>(445,915)</b>	<b>388,960</b>	<b>(132%)</b>

**TOWN OF COTTESLOE**

**OPERATING STATEMENT BY NATURE & TYPE**

**FOR THE PERIOD ENDED 1 JULY 2011 TO 31 MAY 2012**

	2011-2012 YTD Actual \$	2011-2012 YTD Budget \$	2011-2012 Budget \$	2011-2012 Revised Budget	Variances Budget to Actual YTD \$	Variances Budget to Actual YTD %
<b>Operating Revenue</b>						
Rates	7,725,957	7,663,035	7,663,035	7,718,663	62,922	1%
Grants - Operating	214,260	206,902	225,071	225,071	7,358	4%
Fees & Charges	1,341,295	1,534,111	1,656,958	1,521,663	(192,816)	(13%)
Interest Earnt	195,761	137,454	143,709	143,709	58,307	42%
Other Revenue	334,990	260,427	279,024	279,024	74,563	29%
<b>Total Operating Revenue</b>	<b>9,812,263</b>	<b>9,801,929</b>	<b>9,967,797</b>	<b>9,888,130</b>	<b>10,334</b>	<b>0%</b>
<b>Operating Expenditure</b>						
Employee Costs	(2,912,520)	(2,946,319)	(3,238,138)	(3,238,138)	33,799	1%
Contractors and Materials	(3,305,441)	(3,574,851)	(3,868,895)	(3,868,895)	269,410	8%
Depreciation	(1,687,162)	(1,644,864)	(1,794,316)	(1,813,889)	(42,298)	(3%)
Insurance	(152,459)	(131,612)	(153,475)	(153,475)	(20,847)	(16%)
Interest Expense	(368,350)	(310,634)	(400,147)	(400,147)	(57,716)	(19%)
Utility Costs	(168,788)	(193,415)	(143,590)	(143,590)	24,627	13%
Other Expenses	(695,723)	(787,361)	(842,859)	(838,965)	91,638	12%
<b>Total Operating Expenditure</b>	<b>(9,290,443)</b>	<b>(9,589,056)</b>	<b>(10,441,420)</b>	<b>(10,457,099)</b>	<b>298,613</b>	<b>3%</b>
Grants/Contributions - Non Operating	85,328	82,614	86,667	86,667	2,714	3%
Profit on Asset Disposals	78,677	0	0	37,765	78,677	
Loss on Asset Disposals	(1,378)	0	0	(1,378)	(1,378)	
<b>NET PROFIT OR LOSS</b>	<b>684,447</b>	<b>295,487</b>	<b>(386,956)</b>	<b>(445,915)</b>	<b>388,960</b>	<b>132%</b>

# TOWN OF COTTESLOE

## STATEMENT OF FINANCIAL POSITION

FOR THE PERIOD 1 JULY 2011 TO 31 MAY 2012

		2011-2012 YTD Actual	2010-2011 YTD Actual	2010-2011 Actual
<b>CURRENT ASSETS</b>				
Receivables				
	Rates	260,065	64,753	51,361
	Sundry Debtors	98,797	173,370	97,249
	Accrued Income	0	148,452	7,557
	Self Supporting Loans	43,143	40,680	40,680
	Other	(300)	0	0
	GST	0	1,857	0
Inventories				
	Stock - Books	46,404	50,276	46,404
Cash Assets				
	Municipal Account	80,511	26,696	(15,207)
	Till Floats	700	700	700
	Investment Account	192,981	541,327	267,564
	Term Investments	1,403,477	1,053,271	1,059,011
	Restricted - Reserves	861,261	730,550	736,655
	Restricted - Trust	565,928	531,316	534,733
		3,552,967	3,363,248	2,826,707
<b>TOTAL CURRENT ASSETS</b>				
<b>CURRENT LIABILITIES</b>				
Payables		127,676	214,065	283,042
Payable Trust		574,577	335,463	534,745
Accrued Expenses		617,905	539,791	528,149
Income in Advance		0	0	0
Interest Bearing Liabilities		337,457	318,423	318,423
Provisions		400,076	425,852	397,394
		2,057,691	1,833,594	2,061,753
<b>TOTAL CURRENT LIABILITIES</b>				
<b>NON CURRENT ASSETS</b>				
Receivables				
	Deferred Rates & ESL	191,913	188,918	201,092
	Self Supporting Loans	337,611	380,754	380,754
Property Plant and Equipment				
	Furniture and Equipment	417,790	409,347	408,516
	Land and Buildings	12,120,439	12,083,552	12,135,530
	Plant and Equipment	705,695	664,130	647,341
	Equity Investments	1,216,445	1,298,114	1,216,445
Infrastructure				
	Roads	7,162,902	7,420,230	7,458,971
	Footpaths	1,722,305	1,698,490	1,742,520
	Drainage	3,559,643	3,649,629	3,640,987
	Parks and Reserves	175,362	214,785	194,698
	Miscellaneous	688,450	652,579	659,469
	Street Furniture	239,723	248,534	255,018
	Right of Ways	129,811	47,122	46,922
	Irrigation	354,618	405,124	417,777
		29,022,707	29,361,308	29,406,040
<b>TOTAL NON CURRENT ASSETS</b>				



# TOWN OF COTTESLOE

## STATEMENT OF FINANCIAL POSITION

FOR THE PERIOD 1 JULY 2011 TO 31 MAY 2012

	2011-2012 YTD Actual	2010-2011 YTD Actual	2010-2011 Actual
<b>NON CURRENT LIABILITIES</b>			
Interest Bearing Liabilities	5,870,772	6,208,229	6,208,230
Provisions	45,428	23,152	45,428
<b>TOTAL NON CURRENT LIABILITIES</b>	<b>5,916,200</b>	<b>6,231,381</b>	<b>6,253,658</b>
<b>NET ASSETS</b>	<b>24,601,783</b>	<b>24,659,581</b>	<b>23,917,336</b>
<b>EQUITY</b>			
Reserves - Cash Backed	861,261	730,550	736,655
Reserves - Asset Revaluation	109,426	156,569	109,426
Retained Surplus	23,631,096	23,772,462	23,071,255
<b>TOTAL EQUITY</b>	<b>24,601,783</b>	<b>24,659,581</b>	<b>23,917,336</b>
<b>RESERVES - CASH BACKED</b>			
Opening Balance	736,655	1,211,194	1,211,194
Transfer to Reserves	380,269	472,091	478,196
Transfer from Reserves	(255,663)	(952,735)	(952,735)
<b>TOTAL RESERVES - CASH BACKED</b>	<b>861,261</b>	<b>730,550</b>	<b>736,655</b>
<b>RESERVES - ASSET REVALUATION</b>			
Opening Balance	109,426	156,569	109,426
<b>TOTAL RESERVES - ASSET REVALUATION</b>	<b>109,426</b>	<b>156,569</b>	<b>109,426</b>
<b>RETAINED SURPLUS</b>			
Opening Balance	23,071,255	21,078,211	21,078,211
Change in Net Assets from Operations	684,447	2,213,607	1,518,505
Transfer from Reserve	255,663	952,735	952,735
Transfer to Reserve	(380,269)	(472,091)	(478,196)
<b>TOTAL RETAINED SURPLUS</b>	<b>23,631,096</b>	<b>23,772,462</b>	<b>23,071,255</b>
<b>TOTAL EQUITY</b>	<b>24,601,783</b>	<b>24,659,581</b>	<b>23,917,336</b>

# TOWN OF COTTESLOE

## STATEMENT OF FINANCIAL ACTIVITY

FOR THE PERIOD ENDED 1 JULY 2011 TO 31 MAY 2012

### Note 1. NET CURRENT ASSETS

	2011/12 YTD Actual	2010/11 Actual
<b>CURRENT ASSETS</b>	<b>3,552,965</b>	<b>2,825,110</b>
- Less Trust Bank Account	565,928	535,000
- Less Self Supporting Loans	43,143	40,680
- Reserves	861,261	735,000
<b>ADJUSTED CURRENT ASSETS</b>	<b>2,082,633</b>	<b>1,514,430</b>
<b>CURRENT LIABILITIES</b>	<b>2,057,690</b>	<b>2,050,753</b>
- Less Trust	574,536	535,000
- Less Loans	337,457	318,423
- Less Provisions	400,076	400,000
- Other	11,108	17,913
<b>ADJUSTED CURRENT LIABILITIES</b>	<b>734,513</b>	<b>779,417</b>
<b>SURPLUS / (DEFICIT)</b>	<b>1,348,120</b>	<b>735,013</b>

TOWN OF COTTESLOE

STATEMENT OF FINANCIAL ACTIVITY - VARIANCE ANALYSIS

FOR THE PERIOD ENDED 1 JULY 2011 TO 31 MAY 2012

Note 2. VARIANCES (Report on material variances from the Statement of Financial Activity)  
(Material variances are deemed to be greater than 15% or \$25,000)

OPERATING REVENUE

<u>Program/Nature &amp; Type</u>	<u>YTD Actual</u> \$	<u>YTD Budget</u> \$	<u>Variance</u> \$	<u>Variance</u> %	<u>Impact of Variance</u>	<u>Main Factors</u> \$	<u>Manager</u>	<u>Officer</u>	<u>Main Factors Influencing Variance</u>
General Purpose Funding	464,820	378,878	85,942	23%	Extra revenue	52,779	MCCS	FM	Extra interest revenue Extra revenue from instalment administration charges Extra grant funding
					Extra revenue Extra revenue	6,965 13,807	MCCS MCCS	FM FM	
Governance	51,029	65,443	(14,414)	(22%)	Reduced revenue Non cash item Timing	(23,000) (8,912) 16,392	MCCS FM FM	CDO FM FM	Grant application for the preservation of historical photos for the preservation of deficit is matched by corresponding expenditure Profit on sale of disposal Timing of WESROC reimbursements
					Non cash profit on sale		FM	FM	This is a non cash profit on sale of a vehicle
Recreation & Culture	473,212	371,306	101,906	27%	Extra revenue Extra funding linked to extra expenditure	55,297	MES	FM	Unbudgeted Reimbursements
					Reduced revenue	37,259	FM	FM	Timing of Grant Funding
Transport	597,213	661,335	(64,122)	(10%)	Reduced revenue	(120,162)	MCCS	SR	Revenue from parking infringements is less than expected
					Reduced revenue Non cash item Extra Income	(44,614) 58,909 13,910	MES FM MES	MES FM MES	Not eligible for the Roads to Recovery Grant Profit on sale of plant and vehicles Contributions greater than budgeted
Economic Services	153,763	209,928	(56,165)	(27%)	Reduced revenue	(57,944)	MDS	SBS	Fees and charges for building less than budgeted
Other Property & Services	205	2,013	(1,808)	(90%)	Reduced revenue	(1,808)	MCCS	FM	Reimbursements less than anticipated

TOWN OF COTTESLOE

STATEMENT OF FINANCIAL ACTIVITY - VARIANCE ANALYSIS

FOR THE PERIOD ENDED 1 JULY 2011 TO 31 MAY 2012

Note 2. VARIANCES (Report on material variances from the Statement of Financial Activity)

OPERATING EXPENDITURE

Program/Nature & Type	YTD Actual \$	YTD Budget \$	Variance \$	Variance %	Explanation	Main Factors \$	Manager	Officer
General Purpose Funding	(174,642)	(235,176)	60,534	26%	Reduced expenditure	48,996	MCCS	FM
Governance	(460,976)	(586,355)	125,379	21%	Timing Reduced expenditure Timing	73,372 15,481 7,083	MCCS MCCS MCCS	FM FM FM
Governance (continued)					Timing	15,226	MCCS	Various
					Extra expenditure offset in reduced wages	(43,216)	MCCS	FM
					Reduced expenditure offset in increased contractors	21,392	MCCS	FM
					Timing	17,466	MCCS	FM
					Reduced expenditure	14,791	FM	FM
Community Amenities	(2,502,219)	(2,598,250)	96,031	4%	Largely Reduced expenditure	52,647	MDS	MDS
					Largely Reduced expenditure Project deferred Increased expenditure	44,562 33,098 (60,395)	MDS MDS PEHO	MDS SO PEHO
Recreation & Culture	(2,872,671)	(2,909,148)	36,477	1%	Reduced expenditure	49,004	MES	WS
Other Property & Services	(46,124)	0	(46,124)		Overhead allocation	(46,124)	FM	FM
					Adjustment to allocation rates required			

TOWN OF COTTESLOE

STATEMENT OF FINANCIAL ACTIVITY - VARIANCE ANALYSIS

FOR THE PERIOD ENDED 1 JULY 2011 TO 31 MAY 2012

Note 2. VARIANCES (Report on material variances from the Statement of Financial Activity)

CAPITAL, NON CASH & RESERVE TRANSFERS

	<u>YTD Actual</u>	<u>YTD Budget</u>	<u>Variance</u>	<u>Variance</u>	<u>Explanation</u>	<u>Manager</u>	<u>Officer</u>
	\$	\$	\$	%			
<u>Non Cash</u>							
Profit/(Loss) on Asset Disposal	(77,299)	0	(77,299)		Non cash item	FM	FM
Depreciation	1,687,162	1,644,864	(42,298)	(3%)	Non cash item	FM	FM
Capital Expenditure							
- Furniture & Equipment	(105,005)	(127,365)	22,360	18%	Timing	FM/MCCS	Ocean IT
- Land & Buildings	(276,350)	(306,000)	29,650	10%	Timing	MES	MES
- Plant & Equipment	(293,159)	(321,400)	28,241	9%	Reduced expenditure	MES	MES
- Infrastructure Roads	(331,625)	(379,317)	47,692	13%	Timing & Deferred projects	MES	MES
- Infrastructure Footpaths	(144,438)	(185,458)	41,020	22%	Timing & Deferred projects	MES	MES
- Infrastructure Drainage	(13,709)	(8,186)	(5,523)	(67%)	Extra expenditure	MES	MES
- Infrastructure Parks & Reserves	(35,654)	(25,084)	(10,570)	(42%)	Timing	MES	MES
- Infrastructure Right Of Ways	(85,093)	(73,100)	(11,993)	(16%)	Over expenditure	MES	MES
- Infrastructure Miscellaneous	(103,270)	(76,942)	(26,328)	(34%)	Extra expenditure	MES	MES
- Infrastructure Irrigation	(1,495)	(20,000)	18,505	93%	Deferred projects	MES	MES
					Savings on plant and vehicle purchases partially offset by reduced trade in values on vehicles sold		
					Possible deferral of part of the speed and safety works		
					Timing and deferral of certain Footpath & Disability Works		
					Extra expenditure on Drainage Works		
					Budgeted Amendment - Shade sail at the Civic Centre		
					Extra expenditure on Right of Way Construction		
					New unbudgeted project matched with grant funding		
					Deferral of Irrigation Works		

TOWN OF COTTESLOE

STATEMENT OF FINANCIAL ACTIVITY - VARIANCE ANALYSIS

FOR THE PERIOD ENDED 1 JULY 2011 TO 31 MAY 2012

Note 2. VARIANCES (Report on material variances from the Statement of Financial Activity)

Transfers To/From Reserves

- Transfers from Reserves	255,663	100,485	155,178	(154%) reserves	Increased transfers from reserves as a result of budget amendments	155,178	FM	FM
- Transfer to Reserves	(380,269)	(100,131)	(280,138)	(280%) reserves	Increased transfers to reserves as a result of budget amendments	(280,138)	MCCS	FM

TOWN OF COTTESLOE

LIST OF ACCOUNTS PAID DURING MAY 2012 AND PRESENTED TO A MEETING OF THE WORKS & CORPORATE SERVICES COMMITTEE HELD ON 19TH JUNE 2012

CERTIFICATE OF CHIEF EXECUTIVE OFFICER



<u>Date</u>	<u>Payment Reference</u>	<u>Payee</u>	<u>Description</u>	<u>Amount</u>
3-May-12	00023500	Builders Registration Board of WA	BRB January, February & March 2012	1,224.00
3-May-12	00023501	City of Nedlands	WESROC Business Clean Up Australia Day 2012	394.84
3-May-12	00023502	Complete Smash Repairs	Insurance excess 1DSR 101	300.00
3-May-12	00023503	Dawson's Garden Centre	Supply of fertiliser	35.00
3-May-12	00023504	Landmark Operations Limited	2x20lit drums liquid fertiliser	301.40
3-May-12	00023505	Planning Institute of Australia	2011/2012 Membership fee	535.00
3-May-12	00023506	S J Pywis	Elected member expense claim 15 Oct - 31 Dec 11	1,568.08
3-May-12	00023507	Synergy	Electricity charges various locations	22,762.15
3-May-12	00023508	Telstra Corporation Limited	Telephone charges 13 Mar - 13 Apr 12	4,174.41
3-May-12	00023509	Water Corporation	Water supply to various locations	4,458.25
3-May-12	00023510	B S Gregory	Bond refund 2 Boreham Street	1,000.00
3-May-12	00023511	Urban Media	Bond refund - Havaiana 2011	2,000.00
3-May-12	00023512	Urban Media	Bond refund - Havaiana 2012	2,000.00
3-May-12	00023513	K M Sanderson	Bond refund - 161 Curtin Ave	1,000.00
3-May-12	00023514	RF Whitford	Bond refund - Possum Trap	40.00
3-May-12	00023515	Dudley Harrigan	Repairs to vehicle	220.00
3-May-12	00023516	K Flanger	Refund for photographs - cancelled	90.00
3-May-12	00023517	M J Black	Refund of paid infringement 8102082	200.00
3-May-12	00023518	H F Ffichtot	Contribution to crossover	150.00
3-May-12	00023519	M Young	Pro-rata reimbursement - Closure of business	66.66
9-May-12	00023520	AMP Life - Superleader	Superannuation contributions	244.31
9-May-12	00023521	Aust Catholic Superannuation Fund	Superannuation contributions	133.13
9-May-12	00023522	REST Superannuation	Superannuation contributions	308.43
9-May-12	00023523	WA Local Govt Superannuation Plan	Superannuation contributions	30,615.69

<u>Date</u>	<u>Payment Reference</u>	<u>Payee</u>	<u>Description</u>	<u>Amount</u>
10-May-12	00023524	D Humphrey	Duplicate payment	150.00
10-May-12	00023525	West Coast Shopfitting Pty Ltd	Bond refund - 36 Eric St	1,000.00
10-May-12	00023526	C J Tarry	Bond refund 1/152 Broome Street	1,000.00
10-May-12	00023527	Phase 3 Landscape Construction	Bond refund 26 Salvado Street	1,000.00
10-May-12	00023528	David Forman	Refund withdrawn infringement	100.00
10-May-12	00023529	P Cubitt	Cross over subsidy	200.00
10-May-12	00023530	A E Hoskins & Sons	Bond refund 11/34 Margaret St	1,000.00
10-May-12	00023531	A V Hutcherson	Bond refund 2 Deane Street	1,000.00
10-May-12	00023532	Softwood Timberyards Pty Ltd	Bond refund 83b John St	1,000.00
11-May-12	00023533	Australian Taxation Office	FBT 2011-2012	4,107.33
11-May-12	00023534	Car Parking Technologies Ltd	Maintenance - Meter Eye - Apr 12	1,022.54
11-May-12	00023535	Cobblestone Concrete	Install footpath - Edward St	26,644.55
11-May-12	00023536	Diamond Hire	Cherry picker hire for sculpture maintenance	291.50
11-May-12	00023537	Harvey Norman - Peppermint Grove	Minor IT equipment	268.95
11-May-12	00023538	HISCO Hospitality & Healthcare	Water tumblers for council meetings	246.88
11-May-12	00023539	Napoleon Street News agency	Confectionery - Carols by Candlelight	562.50
11-May-12	00023540	Synergy	Auxiliary lighting charge - 28 Mar - 27	401.40
11-May-12	00023541	Telstra Corporation Limited	Mobile charges 28 Apr - 27 May 12	757.99
17-May-12	00023542	Alinta	Usage charge Anderson Pavillion-Cott Oval	108.25
17-May-12	00023543	Cobblestone Concrete	Install footpath Ozon Pde	14,204.74
17-May-12	00023544	Telstra Corporation Limited	Service & equipment 30 Apr - 31 May 12	65.48
17-May-12	00023545	Contour Builders Pty Ltd	Bond refund 6 Geraldine St	1,000.00
17-May-12	00023546	P J Hawken	Bond refund 9 Warton Street	1,000.00
17-May-12	00023547	P Hawken	Refund 50% BL application fees	238.65
17-May-12	00023548	Harman Nominees Pty Ltd	Refund on Development Application 2413	139.00
17-May-12	00023549	T A Roberts	Bond refund 3 Webb St	1,000.00
17-May-12	00023550	S & L Salvage	Bond refund 236 Marine Pde	1,000.00
17-May-12	00023551	Softwood Timberyards Pty Ltd	Bond refund 17B Broome St	1,000.00
21-May-12	00023552	AMP Life - Superleader	Superannuation contributions	141.19
21-May-12	00023553	REST Superannuation	Superannuation contributions	146.22
21-May-12	00023554	WA Local Govt Superannuation Plan	Superannuation contributions	13,783.54
24-May-12	00023555	BCITF	BCITF January 2012	29,274.47
24-May-12	00023556	City of Subiaco	Contribution to WESROC environmental project	2,647.70
24-May-12	00023557	V I Strzina	Elected member expense claim	3,600.00
24-May-12	00023558	Synergy	Streetlight tariff 25 Mar - 24 Apr 12	13,989.10
24-May-12	00023559	J Utting	Refund withdrawn infringement	150.00
30-May-12	00023560	Australian Institute of Building Surveyors	Annual Accreditation fee	220.00
30-May-12	00023561	City of Nedlands	Contribution for WESROC - Trails Bush to Beach	7,217.10
30-May-12	00023562	Cobblestone Concrete	Install footpath - Curtin Ave	4,770.37
30-May-12	00023563	Fines Enforcement Registry	FER unpaid infringement file	6,579.00
30-May-12	00023564	Telstra Corporation Limited	Telephone charge 13 May - 13 Jun 12	1,333.69



<u>Date</u>	<u>Payment Reference</u>	<u>Payee</u>	<u>Description</u>	<u>Amount</u>
30-May-12	00023565	V Rakevic	Administration fee withdrawn Inf 8102614 - paid	13.50
30-May-12	00023566	E A Meecham	Bond refund for possum trap	100.00
30-May-12	00023567	Judith Lauri 6 Harvey Street	Refund - Replacement bin fee - bin found	40.00
30-May-12	00023568	Lynda Kenny-Cassell	Refund of building permit fee	278.40
30-May-12	00023569	D Price	Bond refund - Photo shoot	300.00
30-May-12	00023570	Katie Anderson	Overpayment refund	50.00
30-May-12	00023571	LJ Kenny-Cassell	BSL Refund	78.30
30-May-12	00023572	R C Glasfurd	BSL Refund	90.00
30-May-12	00023573	AMP Life - Superleader	Superannuation contributions	176.63
30-May-12	00023574	Aust Catholic Superannuation Fund	Superannuation contributions	16.88
30-May-12	00023575	REST Superannuation	Superannuation contributions	146.22
30-May-12	00023576	WA Local Govt Superannuation Plan	Superannuation contributions	13,991.40
2-May-12	517.5	LGRCEU	Payroll Deduction	433.60
3-May-12	518.101	Airflow Maintenance Company	Maintenance TAPSS aircon	150.15
3-May-12	518.1020	By Word of Mouth Pty Ltd	Catering for meetings	2,255.00
3-May-12	518.1081	Envirocare Systems Pty Ltd	Quarterly service charge	288.20
3-May-12	518.1099	O'Connor Lawnmower & Chainsaw Centre	12 Edger blades	105.60
3-May-12	518.11	Swanbourne Hardware	Hardware supplies - Feb 12	92.90
3-May-12	518.1116	Kyocera Mita Australia Pty Ltd	Photocopier Charges - Mar 12	1,085.68
3-May-12	518.1121	Fast Finishing Services	Binding - Committee & Council Meetings	181.50
3-May-12	518.1133	Lock, Stock & Farrell Locksmith Pty Ltd	Service call & repairs	711.85
3-May-12	518.1151	1IT Pty Ltd	Support Plan CMS - May 12	132.00
3-May-12	518.1164	Australian Skills Training Pty Ltd	Elevated Work Platform Training for 8 people	2,254.50
3-May-12	518.1236	J P Ryan	Corporate uniform	221.55
3-May-12	518.129	Woodhouse Legal Solicitors & Consulting	Professional services	931.70
3-May-12	518.1479	Environmental Wastewater C S Pty Ltd	Road sweeping - Mar 12	7,169.25
3-May-12	518.1484	Tradewinds Hotel	Deposit - Staff Xmas Party 2012	400.00
3-May-12	518.1491	M S Adams	Reimbursement of fuel	120.09
3-May-12	518.1497	Bendtech Engineering	4x316 grade stainless steel round	352.00
3-May-12	518.1498	Mosman Park Veterinary Hospital	Vet call-out	120.00
3-May-12	518.181	JR & A Hersey Pty Ltd	40 dome top bollards	1,383.95
3-May-12	518.199	ADH Motorised Golf Cars & Utility	Supply/deliver spare tyre & rim	475.74
3-May-12	518.205	Cottesloe News Delivery	Daily papers delivered - 18 Mar - 14 Apr	49.42
3-May-12	518.217	Blackwood & Sons	Boit cutters	208.27
3-May-12	518.25	P & A Hughes & Sons	Remove waste/rubble from depot	891.00
3-May-12	518.28	G J Trigg	Corporate uniform	114.30
3-May-12	518.33	Cottesloe Medical Centre	Pre-employment medical	138.60
3-May-12	518.37	Corporate Express Australia Ltd	Stationery order	82.94
3-May-12	518.44	UHY Haines Norton Chartered Accountants	Audit committee meeting - 26 Mar 12	825.00
3-May-12	518.47	Collisters Electrical	Electrical tagging - depot	1,122.00
3-May-12	518.52	Town of Claremont	Age Friendly Community Expo 12 contribution	1,254.55

<u>Date</u>	<u>Payment Reference</u>	<u>Payee</u>	<u>Description</u>	<u>Amount</u>
3-May-12	518.54	Snap Printing	Plan printing	90.95
3-May-12	518.541	Signs Plus	Name badge	18.00
3-May-12	518.544	B M Pember	Consulting services	5,414.75
3-May-12	518.574	Burgess Rawson (WA) Pty Ltd	Management fee adjustment 1 Jun 04 - 31 May 12	25.11
3-May-12	518.654	Gabriels Environmental Design	Sound monitoring - 31 Mar 12	577.50
3-May-12	518.656	Surf Life Saving Western Australia	Lifeguard contract - Apr 12	25,789.35
3-May-12	518.680	G M Boland	Elected member expense claim Jan - Dec 11	6,719.40
3-May-12	518.70	Digital Mapping Solutions	Graffiti Management Software	16,924.60
3-May-12	518.715	Melville Toyota	Service company vehicle	535.35
3-May-12	518.75	Safety Zone Australia Pty Ltd	Safe rag block	29.65
3-May-12	518.788	A B Jackson	Corporate uniform	199.00
3-May-12	518.79	Perth Irrigation Centre	Irrigation hardware supplies	163.96
3-May-12	518.812	Highway Drycleaners	Dry-cleaning - Mar 12	178.00
3-May-12	518.83	Flexi Staff Pty Ltd	Temporary depot staff w/e 14 Apr 12	2,310.44
3-May-12	518.84	West Australian Local Government Association	Marketforce advertising - Mar 12	7,629.39
3-May-12	518.85	Western Metropolitan Regional Council	Transfer station disposal	8,769.83
3-May-12	518.86	Statewide Line Marking	Remarking bays in Chamberlain St	649.00
3-May-12	518.88	Ocean IT Pty Ltd	Managed Onsite IT support & software packages	11,932.80
3-May-12	518.89	Major Motors Pty Ltd	Vehicle service	726.00
4-May-12	519.1098	National Australia Bank Business Visa	Event - 6 Star Energy Efficiency - \$90.00	1,307.95
			Wotif - Flight & Accommodation - \$574.95	
			ABCB - Aust Building Construction Code 2012 - Complete Series - \$414.00	
			Plants in Flower - Wreaths ANZAC Day - \$220.00	
			NAB - Monthly credit card fee - \$9.00	
			Catering - Various workshops	
			Advice - Town of Mosman & Cottesloe combined depot	
			Legal advice	
			Beach cleaning - Apr 12	
			4000 bulk waste brochures - May 12	
			5x22kg bags high n mini fertiliser	
			Supply/install air conditioner - meeting room	
			14,000km service - 1DQN429	
			Receive waste/rubble 20 & 26 Apr & 1 May	
			Repairs to graffiti trailer	
			Catering for ANZAC Day breakfast	
			Police clearance cost & reimbursement morning tea	
			Police clearance reimbursement	
			100 printed water bottles - CoastCare event	
			24 cans of orange marking paint	
			Legal advice	
			Footpath mix cnr Grant/Congdon	
11-May-12	520.1020	By Word of Mouth Pty Ltd		1,001.00
11-May-12	520.1157	GHD Pty Ltd		2,145.00
11-May-12	520.122	Jackson McDonald Lawyers		4,209.37
11-May-12	520.1245	Nu-Trac Rural Contracting		9,350.00
11-May-12	520.1309	Scott Printers Pty Ltd		946.00
11-May-12	520.1314	Nuturf Australia Pty Ltd		363.00
11-May-12	520.1419	Aircomtec		7,493.00
11-May-12	520.1428	Subaru Wangara		329.20
11-May-12	520.1473	Eco Resources Pty Ltd		2,970.00
11-May-12	520.1487	Ashleys Mobile Trailer Repairs		195.00
11-May-12	520.1499	Beaumontde Catering		5,289.85
11-May-12	520.1502	T Moore		84.43
11-May-12	520.1504	K L Beech		55.50
11-May-12	520.1505	Prestige Print Australia		390.50
11-May-12	520.181	JR & A Hersey Pty Ltd		208.78
11-May-12	520.19	McLeod's Barristers & Solicitors		6,411.04
11-May-12	520.20	Hillmack Sales (Australia) Pty Ltd		580.00

<u>Date</u>	<u>Payment Reference</u>	<u>Payee</u>	<u>Description</u>	<u>Amount</u>
11-May-12	520.205	Cottesloe News Delivery	Daily papers delivered - 19 Feb - 17 Mar	50.72
11-May-12	520.210	Hays Specialist Recruitment (Aust.)	Temporary administration officers - Apr 12	4,933.63
11-May-12	520.222	W A Richards	Uniform reimbursement	169.95
11-May-12	520.25	P & A Hughes & Sons	Remove waste/rubble from depot	891.00
11-May-12	520.26	Greenway Enterprises	Jarrah stakes & Manutec planting tablets	354.64
11-May-12	520.28	G J Trigg	Uniform	399.00
11-May-12	520.33	Cottesloe Medical Centre	Pre-employment medical	150.00
11-May-12	520.35	Cottesloe IGA	Catering supplies	31.22
11-May-12	520.37	Corporate Express Australia Ltd	Stationery order	920.25
11-May-12	520.38	Veolia Environmental Services	Replace skip bin	790.34
11-May-12	520.45	Town of Mosman Park	Contribution - Watervise garden talk 28 Apr 12	151.97
11-May-12	520.48	Cannon Hygiene Australia Pty Ltd	Sanitary unit services - Civic Centre	504.16
11-May-12	520.506	Playground Solutions	Supply/deliver steering wheel	215.09
11-May-12	520.54	Snap Printing	BW set of plans	82.00
11-May-12	520.642	David Gray & Co Pty Ltd	20lt Zinc Mate	143.00
11-May-12	520.715	Melville Toyota	Vehicle service	288.96
11-May-12	520.79	Perth Irrigation Centre	Irrigation hardware supplies	22.98
11-May-12	520.83	Flexi Staff Pty Ltd	Temporary depot staff w/e 28 Apr 12	1,292.28
11-May-12	520.84	West Australian Local Government Association	Elected Members Workshops - Y Hart	1,240.00
11-May-12	520.85	Western Metropolitan Regional Council	Transfer station disposal	8,800.54
11-May-12	520.89	Major Motors Pty Ltd	Monthly service	181.50
11-May-12	520.900	Red 11	HP LCD Panel & Veeam Essentials Enterprise 2 Socket Bundle	1,822.55
11-May-12	520.91	Claremont Asphalt	Hump installed to laneway 39 & 41 Hawkstone	550.00
11-May-12	520.94	Insight CCS Pty Ltd	After hours answering service - Mar 12	593.51
11-May-12	520.951	Melville Subaru	Service & 4 new tyres	1,660.80
16-May-12	521.51	Westnet Pty Ltd	Home internet access for staff & council	531.03
16-May-12	522.5	LGRCEU	Union Deduction	155.20
17-May-12	523.111	Murphy's Electrical Company	Repair power socket in Secret Garden	235.40
17-May-12	523.117	Fire Co	Inspection of fire extinguishers @ Civic Centre	266.53
17-May-12	523.1142	Fleet Partners Pty Ltd	Lease vehicle - Coastcare	875.53
17-May-12	523.1237	Dale's Dairy Dash	Weekly milk supplies	180.00
17-May-12	523.132	Landfill Gas & Power Pty Ltd	Black power supply 1 Apr - 1 May 12	3,229.19
17-May-12	523.139	Australia Post	Daily mail - Apr 12	1,005.54
17-May-12	523.1493	Need A Bin	Monthly site fee - e-waste skip @ depot	66.00
17-May-12	523.1495	Cardiactive Pty Ltd	Pathology assessment for staff	165.00
17-May-12	523.1506	Aus Secure	Rolladoor, manual lock-side jams & cove	1,193.50
17-May-12	523.155	LGIS Workcare	Workcare - Actual wage adjustment 30 Jun 10 - 30 Jun 11	1,826.00
17-May-12	523.188	Bob Jane T-Mart	Repair/replace tyres on vehicles	1,123.00
17-May-12	523.19	McLeod's Barristers & Solicitors	14390 lease Seaview Kindergarten	366.91
17-May-12	523.217	Blackwood & Sons	4x20kgs absorbent granule spongolite	52.10
17-May-12	523.32	D Derwin	Telephone reimbursement Feb - Apr 12	120.85

<u>Date</u>	<u>Payment Reference</u>	<u>Payee</u>	<u>Description</u>	<u>Amount</u>
17-May-12	523.35	Cottesloe IGA	Supplies for staff	68.82
17-May-12	523.37	Corporate Express Australia Ltd	Stationery order	44.55
17-May-12	523.543	Australia Day Council of WA	250 paper hand wave flags	170.00
17-May-12	523.544	B M Pember	Consulting services	2,662.00
17-May-12	523.654	Gabriels Environmental Design	Noise monitoring - 28 Apr 12	990.00
17-May-12	523.685	E I Drewett	Reimburse expenses - PIA Conference Adelaide	346.99
17-May-12	523.75	Safety Zone Australia Pty Ltd	2 Bags of rags	59.29
17-May-12	523.77	Galvins Plumbing Supplies	Cast iron meter box	67.56
17-May-12	523.79	Perth Irrigation Centre	Irrigation hardware supplies	175.23
17-May-12	523.803	Natural Area Holdings PL	Grass spraying - North Metro weed eradication	643.50
17-May-12	523.83	Flexi Staff Pty Ltd	Temporary depot staff w/e 5 May 12	1,546.82
17-May-12	523.84	West Australian Local Government Association	Marketforce advertising - Apr 12	9,199.31
17-May-12	523.85	Western Metropolitan Regional Council	Transfer station waste disposal	11,261.01
17-May-12	523.908	Transpacific Cleanaway	Waste collection - domestic & commercial	47,324.91
17-May-12	523.954	Bin Bath Australia Pty Ltd	Clean Civic Centre bins	237.16
21-May-12	524.176	Custom Service Leasing Pty Ltd	Fuel for custom fleet - May 12	7,911.38
22-May-12	525.1020	By Word of Mouth Pty Ltd	Catering for Heritage workshop 9 May 12	324.50
22-May-12	525.1039	Forestvale Trees Pty Ltd	Eight 100L trees	1,540.00
22-May-12	525.1223	Claremont Cellars	Wine & glassware - Volunteers Sundowner	978.00
22-May-12	525.1239	Axis Fire Solutions	Quarterly service for fire services	302.50
22-May-12	525.1317	M S Hodgson	Reimbursement of supplies for Volunteers Sundowner	60.89
22-May-12	525.1334	Down Under Stump Grinding Pty Ltd	Grind stumps - various locations	979.00
22-May-12	525.1422	C Mizutani	Reimbursement of uniform allowance	199.95
22-May-12	525.1494	Position Partners	Replacement staff rule - depot laser level	126.50
22-May-12	525.1496	Concut Pty Ltd	Service core drill	530.20
22-May-12	525.1507	Forpark Australia	Prospect seat - timber	1,178.10
22-May-12	525.1508	Instant Marquee Systems WA	Hire of 6m x 6m marquee	400.00
22-May-12	525.17	Post Newspaper Pty Ltd	Cott Council News publication - 14 Apr 12	1,320.00
22-May-12	525.199	ADH Motorised Golf Cars & Utility	Repair brake lights & brake switch	99.00
22-May-12	525.205	Cottesloe News Delivery	Daily papers delivered 15 Apr - 12 May 12	50.72
22-May-12	525.37	Corporate Express Australia Ltd	Supplies for Mayors Parlour	360.83
22-May-12	525.41	Baileys Fertilisers	Spread Turf & Gold - Grant Marine & Jasper Green	1,508.05
22-May-12	525.45	Town of Mosman Park	RCWS Regional Cooperation Income - reimbursement of costs	1,077.00
22-May-12	525.46	Professional Tree Surgeons	Remove Tasmanian Blue Gum cnr North St & Westcoast Hwy	2,970.00
22-May-12	525.49	Charles Service Company	Cleaning contract - Apr 12	3,946.28
22-May-12	525.54	Snap Printing	Banner for coasctcare singles event	344.00
22-May-12	525.541	Signs Plus	Name badge	18.00
22-May-12	525.555	K R Sputore	Reimbursement - Labels/nametags, c/care meetings & parking	115.31
22-May-12	525.593	Australia Post	Reply paid - Apr 12	85.00
22-May-12	525.79	Perth Irrigation Centre	Irrigation hardware supplies	144.52
22-May-12	525.82	Civica Pty Ltd	TRIM, EnforceIT & Gis Integration Annual Licence	11,935.00

<u>Date</u>	<u>Payment Reference</u>	<u>Payee</u>	<u>Description</u>	<u>Amount</u>
22-May-12	525.830	Waste Management Assoc of Australia	Membership - 1 Jul 12 - 30 Jun 13	220.00
22-May-12	525.85	Western Metropolitan Regional Council	Transfer station waste disposal	6,652.18
22-May-12	525.86	Statewide Line Marking	Line marking ROW 39 bet Forrest/Station St	530.86
22-May-12	525.955	Minuteman Press	Invitations - Volunteers Sundowner	375.33
22-May-12	525.998	Road Signs Australia Pty Ltd	600mm outdoor convex mirror	165.00
31-May-12	526.1020	By Word of Mouth Pty Ltd	Catering - Volunteers Sundowner	6,504.30
31-May-12	526.103	Benara Nurseries	Assortment of plants	995.56
31-May-12	526.1056	Nuts About Natives	Plants for coastcare project site	2,432.10
31-May-12	526.1116	Kyocera Mita Australia Pty Ltd	Photocopying meter reading - Apr 12	390.41
31-May-12	526.1131	Globe Australia Pty Ltd	Spring & Autumn blend - Cott Oval	2,124.10
31-May-12	526.1185	Cool Clear Water Group Ltd	Quarterly maintenance of water dispenser	198.00
31-May-12	526.1262	The Framing House	Framing - Queen Elizabeth & Prince Phillip	420.00
31-May-12	526.1361	Dept of Transport	Search for vehicle ownership in Apr 12	889.50
31-May-12	526.1467	Y D Hart	Elected member expense claim 1 Jan - 30 Jun 12	3,600.00
31-May-12	526.1473	Eco Resources Pty Ltd	Receive waste/rubble from depot	990.00
31-May-12	526.1479	Environmental Wastewater C S Pty Ltd	Road sweeping - Apr 12	5,505.50
31-May-12	526.1501	Miss Maud	Catering for EEO training 8 May 12	138.70
31-May-12	526.1502	T Moore	Reimbursement - Parking @ training workshops	43.90
31-May-12	526.16	Presswise Publications	Consulting - Post News - Civic Centre News	990.00
31-May-12	526.198	Australian Institute of Management	Project Management Fundamentals	1,075.00
31-May-12	526.211	Apace Aid (Inc)	2000 Native tubestock - Cottesloe C/care	3,190.00
31-May-12	526.212	Osborne Park Volkswagen	15,000km Service on fleet vehicle	1,170.55
31-May-12	526.24	Iron Mountain Australia Pty Ltd	Records offsite storage - Apr 12	152.36
31-May-12	526.25	P & A Hughes & Sons	Remove waste/rubble	3,069.00
31-May-12	526.26	Greenway Enterprises	Unisafe headband earmuffs	133.43
31-May-12	526.28	G J Trigg	Telephone allowance 2011/2012	300.00
31-May-12	526.36	Grants of Cottesloe	Assortment of wines	370.80
31-May-12	526.37	Corporate Express Australia Ltd	Stationery order	403.85
31-May-12	526.46	Professional Tree Surgeons	Tree work	165.00
31-May-12	526.47	Collisters Electrical	Electrical repairs @ Civic Centre	666.60
31-May-12	526.54	Snap Printing	Plan printing	12.85
31-May-12	526.544	B M Pember	Consulting services	2,601.50
31-May-12	526.545	Fire & Emergency Services WA	2011/2012 ESL 4th quarter contribution	109,113.67
31-May-12	526.552	Optima Press Pty Ltd	A Town of Distinction - Electronic PDF version	110.00
31-May-12	526.555	K R Sputore	Reimbursement - Supplies for coastcare event	54.00
31-May-12	526.574	Burgess Rawson (WA) Pty Ltd	Management fee 1 Jun 12 - 31 May 13	61.60
31-May-12	526.79	Perth Irrigation Centre	Irrigation hardware supplies	76.72
31-May-12	526.796	Manhelm Pty Ltd	Sale of abandoned vehicle	202.40
31-May-12	526.8	WA Hino	Indicator lens	44.14
31-May-12	526.809	Biara Conservation Services	Chemical weed management - coastwest project	413.60
31-May-12	526.812	Highway Drycleaners	Dry-cleaning - Apr 12	75.00

<u>Date</u>	<u>Payment Reference</u>	<u>Payee</u>	<u>Description</u>	<u>Amount</u>
31-May-12	526.813	Sports Circuit Line marking	Set out & mark football oval	1,295.80
31-May-12	526.83	Flexi Staff Pty Ltd	Temporary depot staff w/e 12 May 12	2,564.98
31-May-12	526.85	Western Metropolitan Regional Council	Transfer waste disposal	17,821.83
31-May-12	526.87	Repco Auto Parts	Globes	3.96
31-May-12	526.88	Ocean IT Pty Ltd	Managed Onsite IT support	9,380.89
31-May-12	526.89	Major Motors Pty Ltd	Service 2T truck	181.50
31-May-12	526.91	Claremont Asphalt	Completion asphalt repair work Ozone Pde	550.00
31-May-12	526.93	W R Vivian & Sons	Repair tap @ Blue Duck	325.50
31-May-12	526.94	Insight CCS Pty Ltd	After hours answering service - Apr 12	428.12
31-May-12	526.973	Delish Fresh Food & Coffee House	Catering - coastcare event	1,453.00
31-May-12	526.978	Aussie Cherry Picker Hire	Hire of cherry picker 26 Apr 12	1,188.00
31-May-12	527.5	LGRCEU	Union Deduction	155.20
1-May-12		Commonwealth Bank of Australia	Bank Fees	58.88
1-May-12		National Australia Bank	Bank Fees	58.91
1-May-12		National Australia Bank	Bank Fees	68.94
1-May-12		National Australia Bank	Bank Fees	158.75
1-May-12		National Australia Bank	Bank Fees	355.69
7-May-12		National Australia Bank	Transfer to investment account	121,000.00
10-May-12		Town of Cottesloe Staff	Fortnightly payroll	77,363.01
15-May-12		National Australia Bank	Bank Fees	36.86
16-May-12		National Australia Bank	Bank Fees	40.00
21-May-12		National Australia Bank	Transfer to investment account	300,000.00
24-May-12		National Australia Bank	Fortnightly payroll	76,275.68
31-May-12		National Australia Bank	Interest charge	0.57
31-May-12		National Australia Bank	Bank Fees	9.40
31-May-12		National Australia Bank	Bank Fees	182.60
<b>Grand Total:</b>				<b>\$ 1,307,538.19</b>

Pursuant to Regulation of 13(4) of the local Government (Financial Management) Regulations the total of all other outstanding accounts for payment as at the date of this payment listing being prepared is \$127,676.46

I hereby certify that the above schedule of accounts totaling \$1,307,538.19 as submitted to the Works & Corporate Services Committee meeting held on 19th June 2012

Signed (Chairperson of the Works & Corporate Services Committee)

# TOWN OF COTTESLOE

## FINANCIAL MANAGEMENT REPORT - COUNCIL FOR THE PERIOD ENDING 31 MAY 2012

RESERVE FUNDS	2011-2012 ACTUAL	2011-2012 REVISED BUDGET \$	2011-2012 BUDGET \$
<b>(i) Area Improvement</b>			
Purpose: To fund the cost of improving facilities within the Municipality.			
Opening Balance	73,587	70,485	70,485
Transfer from Reserves	(73,927)	(70,485)	(70,485)
Transfer to Reserves	340	0	0
	0	0	0
<b>(ii) Waste Management</b>			
Purpose: To fund the improvement, replacement and expansion of waste management plant, equipment, facilities and services.			
Opening Balance	66,061	65,297	65,297
Transfer from Reserves	0	0	0
Transfer to Reserves	3,319	3,265	3,265
	69,380	68,562	68,562
<b>(iii) Parking Reserve</b>			
Purpose: To set aside funds from developers for the development of parking facilities			
Opening Balance	375,234	371,656	371,656
Transfer from Reserves	0	0	0
Transfer to Reserves	22,449	18,583	18,583
	397,683	390,239	390,239
<b>(iv) Leave Reserve</b>			
Purpose: To set asides funds to assist with the funding of unexpected employee entitlements			
Opening Balance	42,419	41,949	41,949
Transfer from Reserves	0	0	0
Transfer to Reserves	93,856	92,479	12,479
	136,275	134,428	54,428
<b>(v) Civic Centre Reserve</b>			
Purpose: To fund the cost of upgrading the civic centre.			
Opening Balance	17,146	19,353	19,353
Transfer from Reserves	0	0	0
Transfer to Reserves	861	846	846
	18,007	20,199	20,199

# TOWN OF COTTESLOE

## FINANCIAL MANAGEMENT REPORT - COUNCIL FOR THE PERIOD ENDING 31 MAY 2012

RESERVE FUNDS	2011-2012 ACTUAL	2011-2012 REVISED BUDGET \$	2011-2012 BUDGET \$
<b>(vi) Property Reserve</b>			
Purpose: To contribute towards future property construction/renewal.			
Opening Balance	81,102	80,000	80,000
Transfer from Reserves	(100,000)	(76,000)	(30,000)
Transfer to Reserves	103,804	103,664	23,664
	<u>84,906</u>	<u>107,664</u>	<u>73,664</u>
<b>(vii) Infrastructure Reserve</b>			
Purpose: To contribute towards future infrastructure construction/renewal.			
Opening Balance	81,104	80,000	80,000
Transfer from Reserves	(85,178)	(9,000)	0
Transfer to Reserves	125,739	124,000	44,000
	<u>121,665</u>	<u>195,000</u>	<u>124,000</u>
<b>(viii) Unspent Grants/Funds Reserve</b>			
Purpose: To account for unspent grants/funds at year end			
Opening Balance	0	0	0
Transfer from Reserves	0	0	0
Transfer to Reserves	0	0	0
	<u>0</u>	<u>0</u>	<u>0</u>
<b>(viii) Legal Reserve</b>			
Purpose: To provide funds to provide for legal expenses			
Opening Balance	0	0	0
Transfer from Reserves	0	0	0
Transfer to Reserves	33,346	33,000	0
	<u>33,346</u>	<u>33,000</u>	<u>0</u>
<b>TOTAL RESERVES</b>	<u><u>861,261</u></u>	<u><u>949,092</u></u>	<u><u>731,092</u></u>



# TOWN OF COTTESLOE

## INVESTMENTS

SCHEDULE OF INVESTMENTS HELD AS AT 31 MAY 2012

BANK	RATE %	TERM	MATURITY DATE	MUNICIPAL INVESTMENTS	RESERVE FUND	COMMENTS
				\$	\$	
NAB	5.77%	182 DAYS	30-Jun-12	4,898.62		COTTESLOE PRIMARY SCHOOL
NAB	5.77%	182 DAYS	30-Jun-12	4,840.73		NORTH COTT PRIMARY SCHOOL
NAB	4.20%	30 DAYS	6-Jun-12	546,786.89		TERM INVESTMENTS
WESTPAC	4.35%	48 DAYS	30-Jun-12	364,976.26		TERM INVESTMENTS
WESTPAC	5.60%	90 DAYS	7-Jun-12	481,975.21		TERM INVESTMENTS
WESTPAC	5.12%	90 DAYS	30-Jun-12		92,190.80	RESERVE FUND INVESTMENTS
NAB	5.68%	149 DAYS	30-Jun-12		59,298.14	RESERVE FUND INVESTMENTS
NAB	5.68%	149 DAYS	30-Jun-12		93,210.53	RESERVE FUND INVESTMENTS
NAB	5.68%	149 DAYS	30-Jun-12		71,056.95	RESERVE FUND INVESTMENTS
BANKWEST	4.90%	58 DAYS	29-Jun-12		256,199.65	RESERVE FUND INVESTMENTS
COMMONWEALTH BANK OF AUSTRALIA	5.33%	51 DAYS	16-May-12		289,303.08	RESERVE FUND INVESTMENTS
				<u>\$1,403,476.71</u>	<u>\$861,259.15</u>	

BANK	\$	%
NATIONAL	\$780,090.86	34.45
WESTPAC	\$939,142.27	41.47
BANKWEST	\$256,199.65	11.31
COMMONWEALTH	\$289,303.08	12.77
<b>TOTAL</b>	<b>\$2,264,735.86</b>	<b>100.00</b>

# TOWN OF COTTESLOE

## LOANS

### SCHEDULE OF LOANS HELD AS AT 31 MAY 2012

BANK	REF NO.	RATE %	PERIOD	MATURITY DATE	BALANCE OWING	LAST INSTALMENT DATE	NEXT INSTALMENT DATE	CURRENT LIABILITY	NON-CURRENT LIABILITY	COMMENTS
WA TREASURY	104	5.85%	10 YEARS	20-Oct-14	\$61,074.19	20-Apr-12	20-Oct-12	\$23,396.31	\$37,677.88	COTTESLOE TENNIS CLUB
WA TREASURY	105	6.22%	15 YEARS	6-Oct-23	\$319,679.75	10-Apr-12	8-Oct-12	\$19,746.27	\$299,933.48	SEA VIEW GOLF CLUB
WA TREASURY	106	5.25%	10 YEARS	3-Apr-19	\$1,203,669.54	3-Apr-12	3-Oct-12	\$146,406.43	\$1,057,263.11	CAPITAL PROJECT - CIVIC CENTRE
WA TREASURY	107	6.51%	20 YEARS	16-Sep-29	\$4,623,806.14	16-Mar-12	16-Sep-12	\$147,908.32	\$4,475,897.82	CAPITAL PROJECT - JOINT LIBRARY
					<u>\$6,208,229.62</u>			<u>\$337,457.33</u>	<u>\$5,870,772.29</u>	
LOANS TO OTHER ENTITIES					\$380,753.94			\$43,142.58	\$337,611.36	
LOANS FOR TOC					\$5,827,475.68			\$294,314.75	\$5,533,160.93	
					<u>\$6,208,229.62</u>			<u>\$337,457.33</u>	<u>\$5,870,772.29</u>	

# TOWN OF COTTESLOE

## SUNDRY DEBTORS REPORT AS AT 31 MAY 2012

<u>Debtor No</u>	<u>Nature Of Debt</u>	<u>3+ Months</u>	<u>2 Months</u>	<u>1 Month</u>	<u>Current</u>	<u>Balance</u>	<u>Status</u>
46	Waste collection services	\$974.68	\$0.00	\$0.00	\$224.93	\$1,199.61	Statement sent
420	Freedom of Information request	\$0.00	\$0.00	\$82.00	\$0.00	\$82.00	Statement sent
155	Coast Care Officer Funding	\$0.00	\$0.00	\$0.00	\$25,478.20	\$25,478.20	Current
403	Venue Hire	\$0.00	\$0.00	\$0.00	\$9,847.00	\$9,847.00	Current
97	Waste collection services	\$0.00	\$0.00	\$0.00	\$8,071.64	\$8,071.64	Current
86	Waste collection services	\$0.00	\$0.00	\$0.00	\$4,033.46	\$4,033.46	Current
18	Waste collection services	\$0.00	\$0.00	\$0.00	\$3,651.08	\$3,651.08	Current
42	Waste collection services	\$0.00	\$0.00	\$0.00	\$3,133.75	\$3,133.75	Current
311	Waste collection services	\$0.00	\$0.00	\$0.00	\$2,947.80	\$2,947.80	Current
9	Waste collection services	\$0.00	\$0.00	\$0.00	\$2,433.29	\$2,433.29	Current
227	Waste collection services	\$0.00	\$0.00	\$0.00	\$2,405.48	\$2,405.48	Current
7	Waste collection services	\$0.00	\$0.00	\$0.00	\$1,947.65	\$1,947.65	Current
15	Waste collection services	\$0.00	\$0.00	\$0.00	\$1,580.87	\$1,580.87	Current
44	Waste collection services	\$0.00	\$0.00	\$0.00	\$1,383.98	\$1,383.98	Current
71	Waste collection services	\$0.00	\$0.00	\$0.00	\$1,311.46	\$1,311.46	Current
13	Waste collection services	\$0.00	\$0.00	\$0.00	\$1,283.99	\$1,283.99	Current
73	Waste collection services	\$0.00	\$0.00	\$0.00	\$1,250.32	\$1,250.32	Current
41	Waste collection services	\$0.00	\$0.00	\$0.00	\$1,109.40	\$1,109.40	Current
124	Waste collection services	\$0.00	\$0.00	\$0.00	\$974.69	\$974.69	Current
33	Waste collection services	\$0.00	\$0.00	\$0.00	\$933.08	\$933.08	Current
128	Waste collection services	\$0.00	\$0.00	\$0.00	\$875.93	\$875.93	Current
113	Waste collection services	\$0.00	\$0.00	\$0.00	\$811.10	\$811.10	Current
95	Waste collection services	\$0.00	\$0.00	\$0.00	\$717.14	\$717.14	Current
64	Waste collection services	\$0.00	\$0.00	\$0.00	\$689.40	\$689.40	Current
245	Waste collection services	\$0.00	\$0.00	\$0.00	\$689.40	\$689.40	Current
16	Waste collection services	\$0.00	\$0.00	\$0.00	\$622.05	\$622.05	Current
298	Waste collection services	\$0.00	\$0.00	\$0.00	\$622.05	\$622.05	Current
115	Waste collection services	\$0.00	\$0.00	\$0.00	\$608.18	\$608.18	Current
101	Waste collection services	\$0.00	\$0.00	\$0.00	\$568.57	\$568.57	Current
49	Waste collection services	\$0.00	\$0.00	\$0.00	\$568.00	\$568.00	Current
45	Waste collection services	\$0.00	\$0.00	\$0.00	\$526.96	\$526.96	Current
130	Waste collection services	\$0.00	\$0.00	\$0.00	\$521.02	\$521.02	Current
26	Waste collection services	\$0.00	\$0.00	\$0.00	\$487.34	\$487.34	Current
48	Waste collection services	\$0.00	\$0.00	\$0.00	\$487.34	\$487.34	Current

## TOWN OF COTTESLOE

### SUNDRY DEBTORS REPORT AS AT 31 MAY 2012

<u>Debtor No</u>	<u>Nature Of Debt</u>	<u>3+ Months</u>	<u>2 Months</u>	<u>1 Month</u>	<u>Current</u>	<u>Balance</u>	<u>Status</u>
133	Waste collection services	\$0.00	\$0.00	\$0.00	\$486.77	\$486.77	Current
83	Waste collection services	\$0.00	\$0.00	\$0.00	\$473.47	\$473.47	Current
75	Waste collection services	\$0.00	\$0.00	\$0.00	\$445.73	\$445.73	Current
11	Waste collection services	\$0.00	\$0.00	\$0.00	\$406.12	\$406.12	Current
107	Waste collection services	\$0.00	\$0.00	\$0.00	\$406.12	\$406.12	Current
55	Waste collection services	\$0.00	\$0.00	\$0.00	\$392.25	\$392.25	Current
78	Waste collection services	\$0.00	\$0.00	\$0.00	\$392.25	\$392.25	Current
36	Waste collection services	\$0.00	\$0.00	\$0.00	\$378.38	\$378.38	Current
43	Waste collection services	\$0.00	\$0.00	\$0.00	\$350.65	\$350.65	Current
47	Waste collection services	\$0.00	\$0.00	\$0.00	\$344.70	\$344.70	Current
6	Waste collection services	\$0.00	\$0.00	\$0.00	\$324.90	\$324.90	Current
89	Waste collection services	\$0.00	\$0.00	\$0.00	\$324.90	\$324.90	Current
132	Waste collection services	\$0.00	\$0.00	\$0.00	\$321.23	\$321.23	Current
154	Waste collection services	\$0.00	\$0.00	\$0.00	\$263.47	\$263.47	Current
25	Waste collection services	\$0.00	\$0.00	\$0.00	\$243.67	\$243.67	Current
29	Waste collection services	\$0.00	\$0.00	\$0.00	\$243.67	\$243.67	Current
40	Waste collection services	\$0.00	\$0.00	\$0.00	\$243.67	\$243.67	Current
69	Waste collection services	\$0.00	\$0.00	\$0.00	\$243.67	\$243.67	Current
81	Waste collection services	\$0.00	\$0.00	\$0.00	\$243.67	\$243.67	Current
87	Waste collection services	\$0.00	\$0.00	\$0.00	\$243.67	\$243.67	Current
52	Waste collection services	\$0.00	\$0.00	\$0.00	\$229.80	\$229.80	Current
59	Waste collection services	\$0.00	\$0.00	\$0.00	\$229.80	\$229.80	Current
99	Waste collection services	\$0.00	\$0.00	\$0.00	\$229.80	\$229.80	Current
197	Waste collection services	\$0.00	\$0.00	\$0.00	\$229.80	\$229.80	Current
352	Waste collection services	\$0.00	\$0.00	\$0.00	\$229.80	\$229.80	Current
102	Waste collection services	\$0.00	\$0.00	\$0.00	\$215.93	\$215.93	Current
21	Waste collection services	\$0.00	\$0.00	\$0.00	\$204.80	\$204.80	Current
4	Waste collection services	\$0.00	\$0.00	\$0.00	\$196.13	\$196.13	Current
34	Waste collection services	\$0.00	\$0.00	\$0.00	\$196.13	\$196.13	Current
61	Waste collection services	\$0.00	\$0.00	\$0.00	\$196.13	\$196.13	Current
118	Waste collection services	\$0.00	\$0.00	\$0.00	\$196.13	\$196.13	Current
125	Waste collection services	\$0.00	\$0.00	\$0.00	\$196.13	\$196.13	Current
63	Waste collection services	\$0.00	\$0.00	\$0.00	\$162.45	\$162.45	Current
80	Waste collection services	\$0.00	\$0.00	\$0.00	\$162.45	\$162.45	Current

# TOWN OF COTTESLOE

## SUNDRY DEBTORS REPORT AS AT 31 MAY 2012

<u>Debtor No</u>	<u>Nature Of Debt</u>	<u>3+ Months</u>	<u>2 Months</u>	<u>1 Month</u>	<u>Current</u>	<u>Balance</u>	<u>Status</u>
114	Waste collection services	\$0.00	\$0.00	\$0.00	\$162.45	\$162.45	Current
121	Waste collection services	\$0.00	\$0.00	\$0.00	\$162.45	\$162.45	Current
20	Waste collection services	\$0.00	\$0.00	\$0.00	\$148.57	\$148.57	Current
131	Waste collection services	\$0.00	\$0.00	\$0.00	\$148.57	\$148.57	Current
164	Waste collection services	\$0.00	\$0.00	\$0.00	\$148.57	\$148.57	Current
299	Waste collection services	\$0.00	\$0.00	\$0.00	\$148.57	\$148.57	Current
354	Waste collection services	\$0.00	\$0.00	\$0.00	\$148.57	\$148.57	Current
39	Waste collection services	\$0.00	\$0.00	\$0.00	\$146.14	\$146.14	Current
266	Waste collection services	\$0.00	\$0.00	\$0.00	\$114.91	\$114.91	Current
3	Waste collection services	\$0.00	\$0.00	\$0.00	\$114.90	\$114.90	Current
19	Waste collection services	\$0.00	\$0.00	\$0.00	\$114.90	\$114.90	Current
23	Waste collection services	\$0.00	\$0.00	\$0.00	\$114.90	\$114.90	Current
35	Waste collection services	\$0.00	\$0.00	\$0.00	\$114.90	\$114.90	Current
62	Waste collection services	\$0.00	\$0.00	\$0.00	\$114.90	\$114.90	Current
74	Waste collection services	\$0.00	\$0.00	\$0.00	\$114.90	\$114.90	Current
98	Waste collection services	\$0.00	\$0.00	\$0.00	\$114.90	\$114.90	Current
111	Waste collection services	\$0.00	\$0.00	\$0.00	\$114.90	\$114.90	Current
116	Waste collection services	\$0.00	\$0.00	\$0.00	\$114.90	\$114.90	Current
123	Waste collection services	\$0.00	\$0.00	\$0.00	\$114.90	\$114.90	Current
163	Waste collection services	\$0.00	\$0.00	\$0.00	\$114.90	\$114.90	Current
315	Waste collection services	\$0.00	\$0.00	\$0.00	\$114.90	\$114.90	Current
404	Waste collection services	\$0.00	\$0.00	\$0.00	\$114.90	\$114.90	Current
426	Supply of bins	\$0.00	\$0.00	\$0.00	\$112.50	\$112.50	Current
10	Waste collection services	\$0.00	\$0.00	\$0.00	\$81.22	\$81.22	Current
30	Waste collection services	\$0.00	\$0.00	\$0.00	\$81.22	\$81.22	Current
37	Waste collection services	\$0.00	\$0.00	\$0.00	\$81.22	\$81.22	Current
53	Waste collection services	\$0.00	\$0.00	\$0.00	\$81.22	\$81.22	Current
54	Waste collection services	\$0.00	\$0.00	\$0.00	\$81.22	\$81.22	Current
56	Waste collection services	\$0.00	\$0.00	\$0.00	\$81.22	\$81.22	Current
58	Waste collection services	\$0.00	\$0.00	\$0.00	\$81.22	\$81.22	Current
90	Waste collection services	\$0.00	\$0.00	\$0.00	\$81.22	\$81.22	Current
92	Waste collection services	\$0.00	\$0.00	\$0.00	\$81.22	\$81.22	Current
93	Waste collection services	\$0.00	\$0.00	\$0.00	\$81.22	\$81.22	Current
94	Waste collection services	\$0.00	\$0.00	\$0.00	\$81.22	\$81.22	Current

TOWN OF COTTESLOE

SUNDRY DEBTORS REPORT AS AT 31 MAY 2012

Debtor No	Nature Of Debt	3+ Months	2 Months	1 Month	Current	Balance	Status
104	Waste collection services	\$0.00	\$0.00	\$0.00	\$81.22	\$81.22	Current
105	Waste collection services	\$0.00	\$0.00	\$0.00	\$81.22	\$81.22	Current
106	Waste collection services	\$0.00	\$0.00	\$0.00	\$81.22	\$81.22	Current
119	Waste collection services	\$0.00	\$0.00	\$0.00	\$81.22	\$81.22	Current
204	Waste collection services	\$0.00	\$0.00	\$0.00	\$81.22	\$81.22	Current
261	Waste collection services	\$0.00	\$0.00	\$0.00	\$81.22	\$81.22	Current
285	Waste collection services	\$0.00	\$0.00	\$0.00	\$81.22	\$81.22	Current
287	Waste collection services	\$0.00	\$0.00	\$0.00	\$81.22	\$81.22	Current
305	Waste collection services	\$0.00	\$0.00	\$0.00	\$81.22	\$81.22	Current
321	Waste collection services	\$0.00	\$0.00	\$0.00	\$81.22	\$81.22	Current
347	Waste collection services	\$0.00	\$0.00	\$0.00	\$81.22	\$81.22	Current
351	Waste collection services	\$0.00	\$0.00	\$0.00	\$81.22	\$81.22	Current
353	Waste collection services	\$0.00	\$0.00	\$0.00	\$81.22	\$81.22	Current
407	Waste collection services	\$0.00	\$0.00	\$0.00	\$81.22	\$81.22	Current
409	Waste collection services	\$0.00	\$0.00	\$0.00	\$81.22	\$81.22	Current
410	Waste collection services	\$0.00	\$0.00	\$0.00	\$81.22	\$81.22	Current
300	Waste collection services	-\$0.18	\$0.00	\$0.00	\$81.22	\$81.04	Current
184	Waste collection services	\$0.00	\$0.00	\$0.00	\$62.48	\$62.48	Current
416	Waste collection services	\$0.00	\$0.00	\$0.00	\$44.19	\$44.19	Current
417	Waste collection services	\$0.00	\$0.00	\$0.00	\$31.24	\$31.24	Current
419	Overpayment	\$0.00	-\$50.00	\$0.00	\$0.00	-\$50.00	Overpayment
<b>TOTAL</b>		<b>\$974.50</b>	<b>-\$50.00</b>	<b>\$82.00</b>	<b>\$97,791.86</b>	<b>\$98,798.36</b>	

# Rates and Charges Analysis

For Financial Year 2012 Period 11 ,as at 1/06/2012



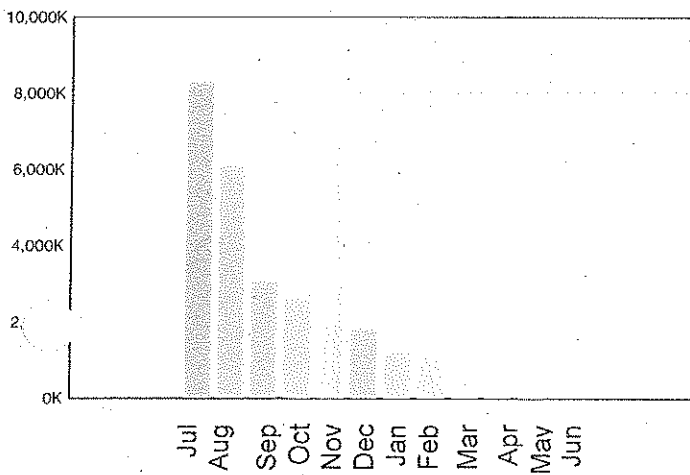
## Amounts Levied and Outstanding

Rate or Charge Type	Amount Levied This Year	Total Balance Outstanding
GRV General Rate	7,729,931.05	329,119.69
Additional Bin	80,174.65	6,586.62
Specified Area Rate	0.00	0.00
Credit Balances	0.00	-41,940.56
Swimming Pool	6,380.00	526.90
ESL Category 1	1,094,477.35	57,087.89
ESL Category 5	0.00	4.05
Instalment Fees	52,200.00	5,847.67
	<b>8,963,163.05</b>	<b>357,232.26</b>

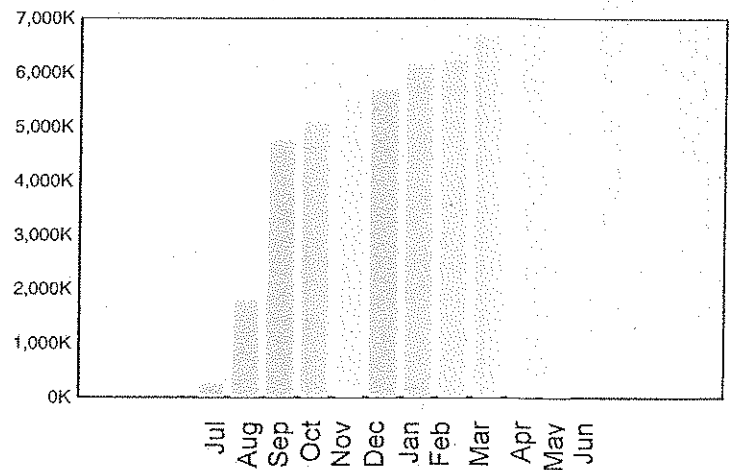
## Analysis of Outstanding Balance

Rfwd At 1 July	Levied YTD	Rebated	Received	Other Trans	Balance	
250,158.66	8,963,163.05	-506,777.47	-8,361,450.96	12,138.98	<b>357,232.26</b>	
	<u>Current</u>	<u>Arrears</u>	<u>Interest</u>	<u>Legal</u>	<u>Deferred</u>	Balance
	156,831.59	3,364.79	5,122.79	0.00	191,913.09	<b>357,232.26</b>

**Total Balance Outstanding By Month**



**YTD Collections By Month**



## Analysis of Assessments

Number of assessments	3,791
Number of assessments paid in full	3,449
Number of assessments with a balance outstanding	327
Number of assessments with arrears	3
Number of assessments on instalments	1,330
Number of assessments with pensioners or seniors	852
Number of assessments with deferred rates	38
Number of assessments with no payment yet	55

TOWN OF COTTESLOE

CAPITAL WORKS PROGRAMME

FOR THE PERIOD ENDED 1 JULY 2011 TO 31 MAY 2012

PROJECT NO	PROJECT	2011-2012 ACTUAL	2011-2012 YTD BUDGET	2011-2012 BUDGET	2011-2012 Revised Budget	Variances Budget to YTD Actual	Variances Budget to YTD Actual %
		\$	\$	\$	\$	\$	%
10.9000.2	<b>DRAINAGE CONSTRUCTION</b> Cottesloe various	13,709	8,186	10,000	10,000	(5,523)	(67%)
	<b>FOOTPATH CONSTRUCTION</b>						
15.1030.2	Broome Street	19,048	11,356	12,400	12,400	(7,692)	(68%)
15.1040.2	Clarendon Street	2,135	2,017	2,200	2,135	(118)	(6%)
15.1048.2	Curtin Avenue	4,337	2,937	3,200	3,200	(1,400)	(48%)
15.1050.2	Dalgety Street	0	4,400	4,800	4,800	4,400	100%
15.1054.2	Edward Street	5,296	2,662	2,900	2,900	(2,634)	(99%)
15.1086.2	Griver Street	15,191	13,006	14,200	14,200	(2,185)	(17%)
15.1092.2	Hawkstone Street	20,342	17,421	19,000	20,342	(2,921)	(17%)
15.1096.2	Hillside Street	8,950	5,962	6,500	6,500	(2,988)	(50%)
15.1098.2	Jarrad Street	9,490	4,217	4,600	9,490	(5,273)	(125%)
15.1127.2	Shared path - Montessori	19,583	20,000	20,000	19,583	417	2%
15.1136.2	Napier Street	16,628	13,292	14,500	14,500	(3,336)	(25%)
15.1144.2	Ozone Parade	12,938	12,929	14,100	14,100	(9)	(0%)
15.1152.2	Perth Street	9,500	8,705	9,500	9,500	(795)	(9%)
15.1056.2	Railway Street	0	2,750	3,000	3,000	2,750	100%
15.1178.2	Stirling Highway	0	8,804	9,600	9,600	8,804	100%
15.9000.2	Bike Plan & (BA)	1,000	15,000	15,000	30,000	14,000	93%
15.9000.5	DSAC Capital Works	0	40,000	40,000	40,000	40,000	100%



TOWN OF COTTESLOE

CAPITAL WORKS PROGRAMME

FOR THE PERIOD ENDED 1 JULY 2011 TO 31 MAY 2012

PROJECT NO	PROJECT	2011-2012 YTD ACTUAL	2011-2012 YTD BUDGET	2011-2012 BUDGET	2011-2012 Revised Budget	Variances Budget to YTD Actual	Variances Budget to YTD Actual
		\$	\$	\$	\$	\$	%
20.9000.2	<b>IRRIGATION CONSTRUCTION</b> Cottesloe, various	1,495	20,000	20,000	20,000	18,505	93%
25.9000.2	<b>LANEWAY CONSTRUCTION</b>	85,093	73,100	73,100	73,100	(11,993)	(16%)
30.9000.2	<b>PARKS AND RESERVES CONSTRUCTION</b> Playgrounds various	5,361	10,084	11,000	11,000	4,723	47%
30.9000.5	Cottesloe Natural Area Upgrade	8,572	15,000	15,000	15,000	6,428	43%
30.7030.2	Shade Sail - Civic Centre Playground (BA)	18,950	0	0	19,000	(18,950)	
30.1133.2	Muderup Rocks	2,771	0	0	8,120	(2,771)	
35.4050.2	<b>PROPERTY CONSTRUCTION</b> Civic Centre - Air Conditioning & (BA)	37,270	30,000	30,000	37,000	(7,270)	(24%)
35.4051.2	Civic Centre Roof Replacement	1,133	20,000	20,000	20,000	18,867	
35.4120.2	Cottesloe Depot Upgrade	0	90,000	90,000	90,000	90,000	100%
35.4130.2	Indiana Tea Room Toilets (BA)	40,000	0	0	40,000	(40,000)	
35.4135.2	Joint Library Building	32,978	0	0	30,000	(32,978)	
35.6030.2	Civic Centre Grounds Restoration	153,981	166,000	166,000	166,000	12,019	7%
16.4190.2	The Aged Persons Support Service	10,987	0	0	10,987	(10,987)	

TOWN OF COTTESLOE

CAPITAL WORKS PROGRAMME

FOR THE PERIOD ENDED 1 JULY 2011 TO 31 MAY 2012

PROJECT NO	PROJECT	2011-2012 YTD ACTUAL	2011-2012 YTD BUDGET	2011-2012 BUDGET	2011-2012 Revised Budget	Variances Budget to YTD Actual	Variances Budget to YTD Actual
		\$	\$	\$	\$	\$	%
	<b>ROAD CONSTRUCTION/ REHABILITATION</b>						
40.1024.2	Boreham Street	37,794	43,000	43,000	37,794	5,206	12%
40.1036.2	Chamberlain Street	7,058	8,500	8,500	8,500	1,442	17%
40.1040.2	Clarendon Street	34,548	38,500	38,500	34,548	3,952	10%
40.1046.2	Congdon Street	18,781	36,000	36,000	18,781	17,219	48%
40.1066.2	Florence Street	25,477	17,200	17,200	25,477	(8,277)	(48%)
40.1078.2	Gordon Street	30,593	32,300	32,300	30,593	1,707	5%
40.1086.2	Griver Street	49,739	58,500	58,500	49,739	8,761	15%
40.1136.2	Car Parking - Napier Street (BA)	39,250	0	0	52,000	(39,250)	0%
40.1140.2	North Street - MRRG	21,850	21,850	21,850	21,850	0	0%
40.1158.2	Reginald St Service Lane	12,575	9,600	9,600	12,575	(2,975)	(31%)
40.1170.2	Seaview Terrace	14,118	14,100	14,100	14,118	(18)	(0%)
40.1190.2	Vera View Parade	9,501	6,200	6,200	9,501	(3,301)	(53%)
40.2195.2	ROW 39	25,375	14,900	14,900	14,900	(10,475)	(70%)
41.9000.2	<b>ROAD SAFETY &amp; SPEED RESTRICTION</b> Safety & Speed Program Yr 2	4,967	78,667	78,667	78,667	73,700	94%
42.1176.2.	<b>STREET FURNITURE</b> Bus Shelter (BA)	7,988	0	0	7,988	(7,988)	

TOWN OF COTTESLOE

CAPITAL WORKS PROGRAMME

FOR THE PERIOD ENDED 1 JULY 2011 TO 31 MAY 2012

PROJECT NO	PROJECT	2011-2012 YTD ACTUAL	2011-2012 YTD BUDGET	2011-2012 BUDGET	2011-2012 Revised Budget	Variances Budget to YTD Actual	Variances Budget to YTD Actual
		\$	\$	\$	\$	\$	%
	<b>MISCELLANEOUS INFRASTRUCTURE</b>						
43.1047.2.50	Environmental Improvement and Access Improvement (BA)	29,029	0	0	0	(29,029)	0%
43.9000.2.57	Sculpture	40,000	40,000	40,000	40,000	0	0%
43.9000.5.50	Meter Eye (Existing)	34,241	36,942	36,942	36,942	2,701	7%
	<b>PLANT &amp; VEHICLES</b>						
47.9000.2.57	Passenger Vehicle - EHO	33,003	36,000	36,000	33,003	2,997	8%
47.9000.2.57	Passenger Vehicle - BS	31,885	36,000	36,000	31,885	4,115	11%
47.9000.2.57	Passenger Vehicle - FM	35,299	36,000	36,000	35,299	701	2%
47.9000.2.57	Passenger Vehicle - Ranger	33,269	35,000	35,000	35,000	1,731	5%
47.9000.2.57	Tip Truck	86,603	85,000	85,000	86,320	(1,603)	(2%)
47.9000.2.57	Skid Steer Loader	61,595	78,000	78,000	61,595	16,405	21%
47.9000.2.57	Honda Mower	1,363	1,200	1,200	1,363	(163)	(14%)
47.9000.2.57	Cable & Pipe Locator	0	2,000	2,000	2,000	2,000	100%
47.9000.2.57	Jack Hammer	1,144	1,200	1,200	1,144	56	5%
47.9000.2.57	Stihl Hedge Trimmers (2)	1,598	2,000	2,000	1,598	402	20%
47.9000.2.57	Stihl MS200 Chainsaws (2)	2,236	2,800	2,800	2,236	564	20%
47.9000.2.57	Stihl FS350 Brushcutters (3)	3,000	3,600	3,600	3,000	600	17%
47.9000.2.57	HT 101 Pole Pruners (2)	2,164	2,600	2,600	2,164	436	17%

TOWN OF COTTESLOE

CAPITAL WORKS PROGRAMME

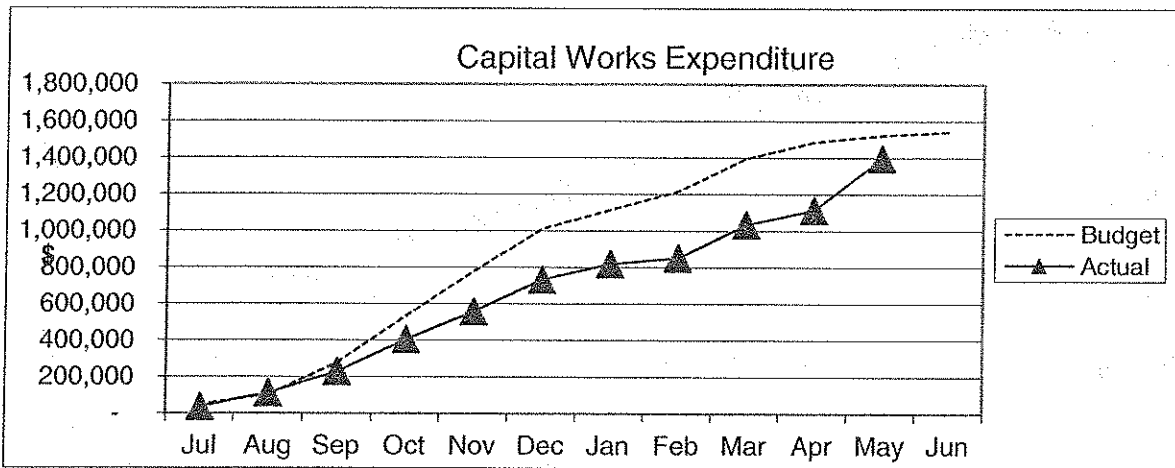
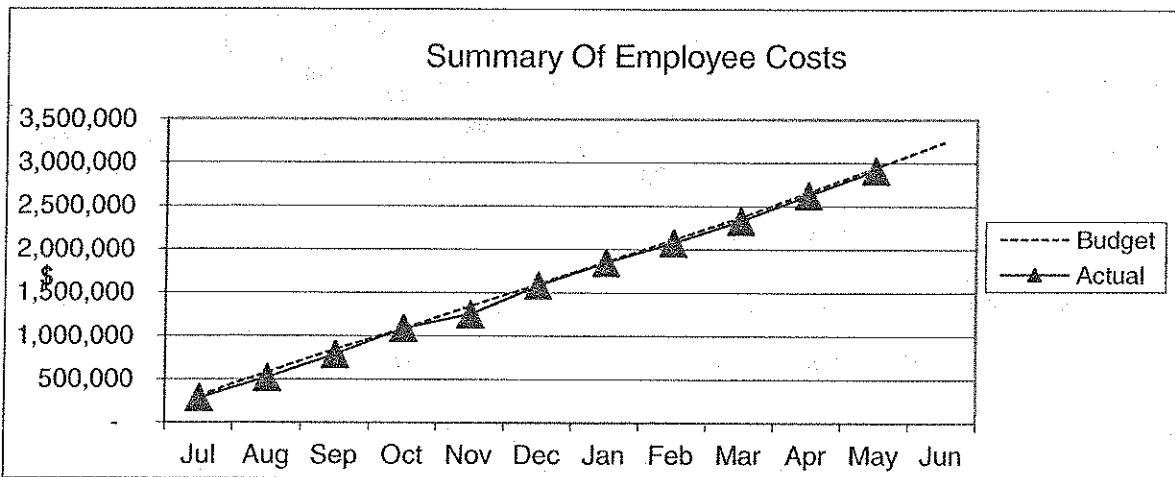
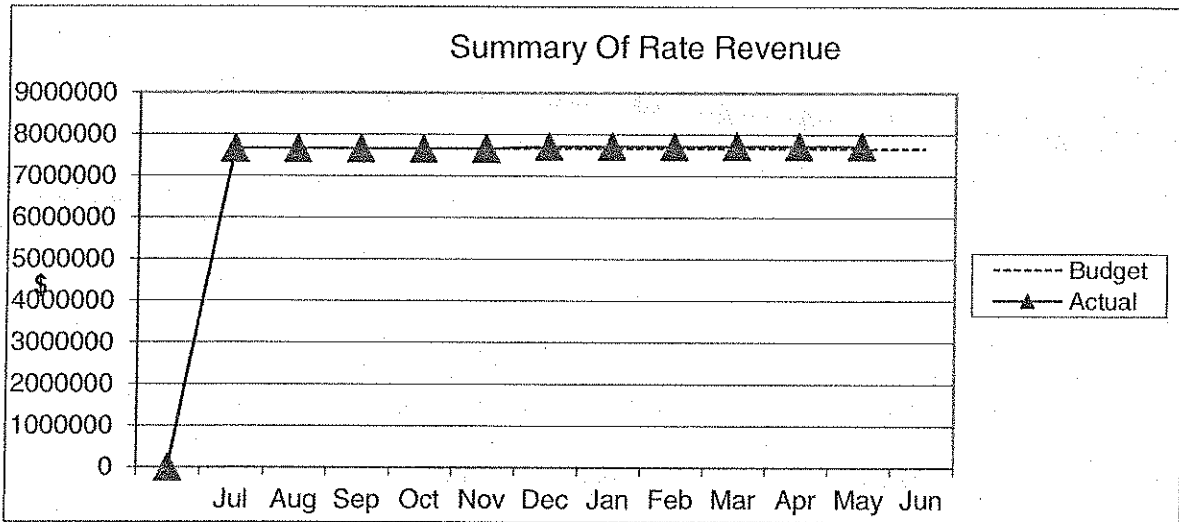
FOR THE PERIOD ENDED 1 JULY 2011 TO 31 MAY 2012

PROJECT NO	PROJECT	2011-2012 YTD ACTUAL	2011-2012 YTD BUDGET	2011-2012 BUDGET	2011-2012 Revised Budget	Variances Budget to YTD Actual	Variances Budget to YTD Actual
		\$	\$	\$	\$	\$	%
	<b>IT, OFFICE EQUIPMENT &amp; FURNITURE</b>						
49.9000.2.57	Civic Furniture & Equipment	0	5,000	5,000	5,000	5,000	100%
49.9000.2.57	CIVICA HR Module	21,860	13,005	13,005	13,005	(8,855)	(68%)
49.9000.2.57	CIVICA Version 6	33,160	30,000	30,000	33,160	(3,160)	(11%)
49.9000.2.57	Desktop Computers (8) - Fixed Computer Equipment	15,989	16,800	16,800	16,800	811	5%
49.9000.2.57	Notebook Computer (7) - Mobile Computer Equipment	10,624	14,500	14,500	14,500	3,876	27%
49.9000.2.57	Intramaps Public Set up fee	2,500	2,500	2,500	2,500	0	0%
49.9000.2.57	TerraExplorerPro Software	4,800	5,000	5,000	5,000	200	4%
49.9000.2.57	MapServer Upgrade	6,260	6,260	6,260	6,260	0	0%
49.9000.2.57	Disaster Recovery Hardware/Software	0	11,160	18,038	18,038	11,160	100%
49.9000.2.57	Trim Software Upgrade	8,010	12,600	12,600	12,600	4,590	36%
49.9000.2.57	Scanner	1,802	10,540	10,540	10,540	8,738	83%
	<b>Totals</b>	<b>1,397,786</b>	<b>1,522,852</b>	<b>1,542,502</b>	<b>1,694,440</b>	<b>125,066</b>	<b>8%</b>

# TOWN OF COTTESLOE

## GRAPHICAL SUMMARY BY NATURE & TYPE FOR 2011-2012

FOR THE PERIOD ENDED 1 JULY 2011 TO 31 MAY 2012



# TOWN OF COTTESLOE

## GRAPHICAL SUMMARY OF REVENUE, EXPENDITURE AND NET POSITION FOR 2011-2012

FOR THE PERIOD ENDED 1 JULY 2011 TO 31 MAY 2012

