

TOWN OF COTTESLOE



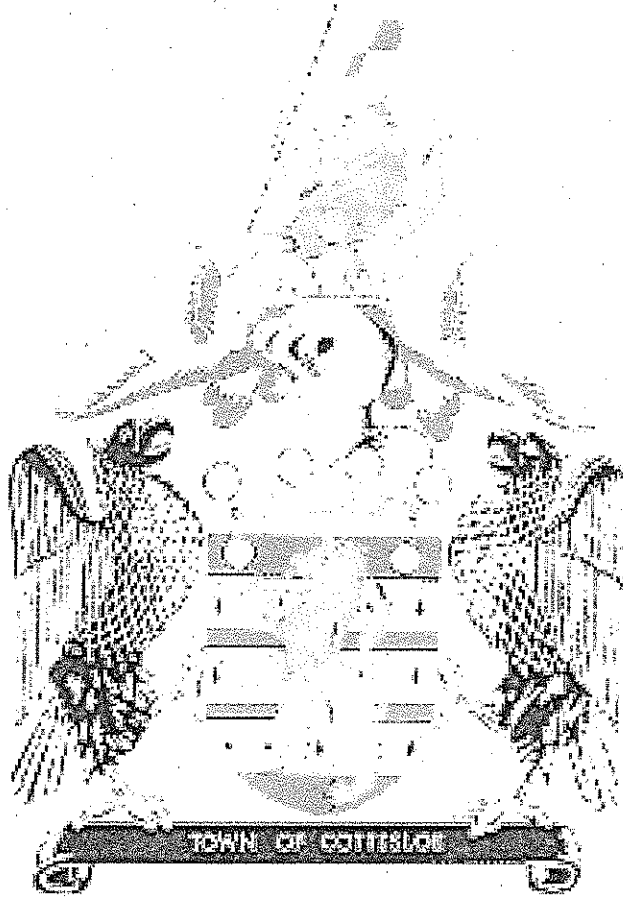
Works and Corporate Services
Committee

ATTACHMENT 10.3.1

Meeting Date: 21 August 2012



TOWN OF COTTESLOE



FINANCIAL STATEMENTS

FOR THE PERIOD 1st JULY 2012 TO 31st JULY 2012

PRESENTED TO THE WORKS & CORPORATE SERVICES

COMMITTEE ON 21st AUGUST 2012

TOWN OF COTTESLOE

FINANCIAL STATEMENTS

FOR THE PERIOD 1 JULY 2012 TO 31 JULY 2012

TABLE OF CONTENTS

Statement of Financial Activity	1
Operating Statement By Program	2
Operating Statement By Nature & Type	3
Balance Sheet	4 - 5
Net Current Assets	6
Variance Analysis	7 - 9
Budget Amendments	10
Other Information	
- List of Payments	11 - 17
- Reserves	18 - 19
- Investments	20
- Loans	21
- Sundry Debtors	22 - 26
- Rates	27
- Capital Works Programme	28 - 31

TOWN OF COTTESLOE

STATEMENT OF FINANCIAL ACTIVITY

FOR THE PERIOD ENDED 1 JULY 2012 TO 31 JULY 2012

	2012-2013 YTD Actual \$	2012-2013 YTD Budget \$	2012-2013 Budget \$	Variances YTD Actual to YTD Budget \$	Variances YTD Actual to YTD Budget %
Operating Revenue					
General Purpose Funding	11,816	15,694	411,578	(3,878)	(25%)
Governance	0	3,027	36,300	(3,027)	(100%)
Law, Order and Public Safety	399	333	14,700	66	20%
Health	68,855	64,338	73,550	4,517	7%
Education and Welfare	0	1,159	34,900	(1,159)	(100%)
Community Amenities	98,022	66,075	430,750	31,947	48%
Recreation and Culture	3,005	4,083	369,312	(1,078)	(26%)
Transport	45,487	27,576	748,305	17,911	65%
Economic Services	30,823	11,714	140,450	19,109	163%
Other Property and Services	0	125	1,500	(125)	(100%)
Total Operating Revenue	258,407	194,124	2,261,345	64,283	33%
Operating Expenditure					
General Purpose Funding	(14,952)	(16,687)	(216,074)	(1,735)	10%
Governance	(4,445)	(139,705)	(625,223)	(135,260)	97%
Law, Order and Public Safety	(23,565)	(19,958)	(254,613)	3,607	(18%)
Health	(15,560)	(18,269)	(219,032)	(2,709)	15%
Education and Welfare	(13,571)	(10,980)	(185,571)	2,591	(24%)
Community Amenities	(52,517)	(244,042)	(2,980,663)	(191,525)	78%
Recreation and Culture	(258,501)	(295,971)	(3,164,950)	(37,470)	13%
Transport	(114,753)	(229,117)	(2,618,125)	(114,364)	50%
Economic Services	(22,320)	(20,798)	(333,671)	1,522	(7%)
Other Property and Services	(44,844)	(7,484)	0	37,360	0%
Total Operating Expenditure	(565,028)	(1,003,011)	(10,597,922)	(437,983)	44%
Adjustments for Non Cash					
Profit/(Loss) on Asset disposal	0	0	0	0	0%
Depreciation	0	154,585	1,853,525	154,585	100%
Total Adjustments for Non Cash	0	154,585	1,853,525	154,585	100%
Capital Expense and Revenue					
Additions - Furniture & Equipment	13,005	(3,144)	(37,700)	(16,149)	514%
Additions - Land & Buildings	37,333	(21,828)	(291,725)	(59,161)	271%
Additions - Plant & Equipment	0	(15,000)	(142,300)	(15,000)	0%
Additions - Roads	(20)	0	(407,550)	20	0%
Additions - Footpaths	2,654	0	(430,069)	(2,654)	0%
Additions - Drainage	2,982	(1,670)	(20,020)	(4,652)	0%
Additions - Parks & Reserves	0	(6,000)	(30,000)	(6,000)	100%
Additions - Miscellaneous	(577)	(985)	(44,925)	(408)	41%
Additions - Right of Ways	0	0	(78,200)	0	0%
Additions - Irrigation	(1,113)	0	(20,200)	1,113	0%
Proceeds from Disposal of Assets	0	0	67,950	0	0%
Proceeds from New Loans	0	0	0	0	0%
Principal Repayments/Disbursements	0	0	(337,457)	0	0%
Self Supporting Principal Repayments	0	0	43,141	0	0%
Transfer from Reserves	0	0	0	0	0%
Transfer to Reserves	(1,619)	(3,152)	(37,802)	(1,533)	49%
Total Capital Expense and Revenue	52,645	(51,779)	(1,766,857)	104,424	(202%)
Opening Surplus / (Deficit)	759,244	759,244	134,597	0	
Closing Surplus / (Deficit)	8,620,667	8,168,562	0	452,105	
AMOUNT REQUIRED FROM RATES	(8,115,399)	(8,115,399)	(8,115,312)	(566,796)	0%

TOWN OF COTTESLOE

OPERATING STATEMENT BY PROGRAM

FOR THE PERIOD ENDED 1 JULY 2012 TO 31 JULY 2012

	2012-2013 Actual \$	2012-2013 YTD Budget \$	2012-2013 Budget \$	Variances Budget to YTD Actual \$	Variances Budget to YTD Actual %
Revenue from Ordinary Activities					
General Purpose Funding	8,127,216	8,131,006	8,526,890	(3,790)	(0%)
Governance	0	3,027	36,300	(3,027)	(100%)
Law, Order and Public Safety	399	333	14,700	66	20%
Health	68,855	64,338	73,550	4,517	7%
Education and Welfare	0	1,159	34,900	(1,159)	(100%)
Community Amenities	98,022	66,075	430,750	31,947	48%
Recreation and Culture	3,005	3,795	365,856	(790)	(21%)
Transport	45,487	27,576	503,398	17,911	65%
Economic Services	30,823	11,714	140,450	19,109	163%
Other Property and Services	0	125	1,500	(125)	(100%)
Total Operating Revenue	8,373,807	8,309,148	10,128,294	64,659	1%
Expenses from Ordinary Activities					
General Purpose Funding	(14,952)	(16,687)	(216,074)	1,735	10%
Governance	(4,425)	(139,580)	(623,721)	135,155	97%
Law, Order and Public Safety	(23,565)	(19,958)	(254,613)	(3,607)	(18%)
Health	(15,560)	(18,269)	(219,031)	2,709	15%
Education and Welfare	(13,571)	(10,980)	(185,571)	(2,591)	(24%)
Community Amenities	(52,517)	(244,042)	(2,980,664)	191,525	78%
Recreation and Culture	(258,501)	(295,971)	(2,784,468)	37,470	13%
Transport	(114,753)	(229,117)	(2,618,126)	114,364	50%
Economic Services	(22,320)	(20,798)	(333,671)	(1,522)	(7%)
Other Property and Services	(44,845)	(7,484)	0	(37,361)	(499%)
Total Operating Expenditure	(565,009)	(1,002,886)	(10,215,939)	437,877	44%
Borrowing Costs					
Governance	(20)	(125)	(1,500)	105	84%
Recreation and Culture	0	0	(380,483)	0	
Total	(20)	(125)	(381,983)	105	84%
Grants / Contributions for Asset Development					
Recreation and Culture	0	288	3,456	(288)	
Transport	0	0	244,907	0	
Total	0	288	248,363	(288)	(100%)
Profit/(Loss) on Asset Disposal					
Governance	0	0	0	0	
Community Amenities	0	0	0	0	
Recreation and Culture	0	0	0	0	
Transport	0	0	0	0	
Economic Services	0	0	0	0	
Total	0	0	0	0	
NET PROFIT OR LOSS	7,808,778	7,306,425	(221,265)	502,353	(7%)

TOWN OF COTTESLOE

OPERATING STATEMENT BY NATURE & TYPE

FOR THE PERIOD ENDED 1 JULY 2012 TO 31 JULY 2012

	2012-2013 YTD Actual \$	2011-2012 YTD Budget \$	2012-2013 Budget \$	Variances Budget to Actual YTD \$	Variances Budget to Actual YTD %
Operating Revenue					
Rates	8,115,399	8,115,312	8,115,312	87	0%
Grants - Operating	0	0	228,578	0	
Fees & Charges	250,516	173,100	1,356,100	77,416	45%
Interest Earnt	6,803	14,380	180,400	(7,577)	(53%)
Other Revenue	1,088	6,356	247,904	(5,268)	(83%)
Total Operating Revenue	8,373,806	8,309,148	10,128,294	64,658	1%
Operating Expenditure					
Employee Costs	(268,770)	(271,633)	(3,497,000)	2,863	1%
Contractors and Materials	(29,292)	(317,285)	(3,591,369)	287,993	91%
Depreciation	0	(154,585)	(1,853,525)	154,585	100%
Insurance	(104,071)	(79,206)	(146,160)	(24,865)	(31%)
Interest Expense	(20)	(125)	(381,983)	105	84%
Utility Costs	(9,985)	(25,222)	(312,910)	15,237	60%
Other Expenses	(152,890)	(154,955)	(814,975)	2,065	1%
Total Operating Expenditure	(565,028)	(1,003,011)	(10,597,922)	437,983	44%
Grants/Contributions - Non Operating	0	288	248,363	(288)	(100%)
Profit on Asset Disposals	0	0	0	0	
Loss on Asset Disposals	0	0	0	0	
NET PROFIT OR LOSS	7,808,778	7,306,425	(221,265)	502,353	7%

TOWN OF COTTESLOE

STATEMENT OF FINANCIAL POSITION

FOR THE PERIOD 1 JULY 2012 TO 31 JULY 2012

	2012-2013 YTD Actual	2011-2012 YTD Actual	2011-2012 Actual
CURRENT ASSETS			
Receivables			
Rates	8,380,315	8,608,194	107,140
Sundry Debtors	133,696	55,593	82,749
Accrued Income	0	0	55,237
Self Supporting Loans	43,143	40,680	43,143
Other	(17)	0	0
GST	0	0	(5)
Inventories			
Stock - Books	46,404	46,404	46,404
Cash Assets			
Municipal Account	169,847	287,267	(13,992)
Till Floats	700	700	700
Investment Account	560,666	11,295	1,252
Term Investments	1,057,956	534,298	1,422,383
Restricted - Reserves	1,013,429	737,494	1,011,810
Restricted - Trust	572,733	534,723	572,743
TOTAL CURRENT ASSETS	11,978,872	10,856,648	3,329,565
CURRENT LIABILITIES			
Payables	1,571,857	1,339,785	213,517
Payable Trust	599,734	295,646	566,904
Accrued Expenses	123,587	550,544	729,108
Interest Bearing Liabilities	337,457	318,423	337,457
Provisions	446,286	396,908	445,670
TOTAL CURRENT LIABILITIES	3,078,921	2,901,306	2,292,656
NON CURRENT ASSETS			
Receivables			
Deferred Rates & ESL	205,420	195,210	205,420
Self Supporting Loans	337,611	380,754	337,611
Property Plant and Equipment			
Furniture and Equipment	419,775	411,721	432,780
Land and Buildings	12,045,345	12,155,466	12,082,678
Plant and Equipment	678,718	653,283	678,718
Equity Investments	1,216,445	1,298,114	1,216,445
Infrastructure			
Roads	7,118,689	7,458,532	7,118,669
Footpaths	1,722,921	1,751,279	1,725,575
Drainage	3,548,020	3,640,992	3,551,002
Parks and Reserves	183,156	210,674	183,156
Miscellaneous	763,069	660,027	762,492
Street Furniture	237,606	246,453	237,606
Right of Ways	129,610	46,939	129,610
Irrigation	351,673	418,189	350,560
TOTAL NON CURRENT ASSETS	28,958,058	29,527,633	29,012,322

TOWN OF COTTESLOE
STATEMENT OF FINANCIAL POSITION
FOR THE PERIOD 1 JULY 2012 TO 31 JULY 2012

	2012-2013 YTD Actual	2011-2012 YTD Actual	2011-2012 Actual
NON CURRENT LIABILITIES			
Interest Bearing Liabilities	5,870,772	6,208,230	5,870,772
Provisions	53,320	45,428	53,320
TOTAL NON CURRENT LIABILITIES	5,924,092	6,253,658	5,924,092
NET ASSETS	31,933,917	31,229,317	24,125,139
EQUITY			
Reserves - Cash Backed	1,013,431	737,494	1,011,812
Reserves - Asset Revaluation	109,426	156,569	109,426
Retained Surplus	30,811,060	30,335,254	23,003,901
TOTAL EQUITY	31,933,917	31,229,317	24,125,139
RESERVES - CASH BACKED			
Opening Balance	736,655	1,211,194	736,655
Transfer to Reserves	532,439	479,035	530,820
Transfer from Reserves	(255,663)	(952,735)	(255,663)
TOTAL RESERVES - CASH BACKED	1,013,431	737,494	1,011,812
RESERVES - ASSET REVALUATION			
Opening Balance	109,426	156,569	109,426
TOTAL RESERVES - ASSET REVALUATION	109,426	156,569	109,426
RETAINED SURPLUS			
Opening Balance	23,279,058	22,659,154	23,071,255
Change in Net Assets from Operations	7,808,778	7,202,400	207,803
Transfer from Reserve	255,663	952,735	255,663
Transfer to Reserve	(532,439)	(479,035)	(530,820)
TOTAL RETAINED SURPLUS	30,811,060	30,335,254	23,003,901
TOTAL EQUITY	31,933,917	31,229,317	24,125,139

TOWN OF COTTESLOE

STATEMENT OF FINANCIAL ACTIVITY

FOR THE PERIOD ENDED 1 JULY 2012 TO 31 JULY 2012

Note 1. NET CURRENT ASSETS

	2012/13 YTD Actual	2011/12 Forecast
CURRENT ASSETS	11,978,872	3,329,565
- Less Trust Bank Account	572,733	572,743
- Less Self Supporting Loans	43,143	43,143
- Reserves	1,013,429	1,011,810
ADJUSTED CURRENT ASSETS	10,349,567	1,701,869
CURRENT LIABILITIES	3,078,921	2,292,656
- Less Trust	599,734	566,904
- Less Loans	337,457	337,457
- Less Provisions	446,286	445,670
- Other	(33,456)	-
ADJUSTED CURRENT LIABILITIES	1,728,900	942,625
SURPLUS / (DEFICIT)	8,620,667	759,244

TOWN OF COTTESLOE

STATEMENT OF FINANCIAL ACTIVITY - VARIANCE ANALYSIS
FOR THE PERIOD ENDED 1 JULY 2012 TO 31 JULY 2012

Note 2. VARIANCES (Report on material variances from the Statement of Financial Activity)
(Material variances are deemed to be greater than 15% of \$25,000)

<u>OPERATING REVENUE</u>	<u>YTD Actual</u>	<u>YTD Budget</u>	<u>Variance</u>	<u>Variance</u>	<u>Impact of Variance</u>	<u>Main Factors</u>	<u>Manager</u>	<u>Officer</u>	<u>Main Factors Influencing Variance</u>
<u>Program/Nature & Type</u>	\$	\$	\$	%		\$			
General Purpose Funding	11,816	15,694	(3,878)	(25%)	Timing	Non material value			
Governance	-	3,027	(3,027)	(100%)	Timing	Non material value			
Law, Order & Public Safety	399	383	66	20%	Timing	Non material value			
Education & Welfare	-	1,159	(1,159)	(100%)	Timing	Non material value			
Community Amenities	98,022	66,075	31,947	48%	Extra income	25,999	MDS	PEHO	Extra income from additional domestic waste chagres
Recreation & Culture	3,005	4,083	(1,078)	(26%)	Timing	Non material value			
Transport	45,487	27,576	17,911	65%	Possible extra revenue	17,952	MCCS	SR	Ahead of year to date revenue from parking
Economic Services	30,823	11,714	19,109	163%	Possible extra revenue	19,179	MDS	BS	Ahead of year to date revenue from building applications
Other Property & Services	-	125	(125)	(100%)	Timing	Non material value			

TOWN OF COTTESLOE

STATEMENT OF FINANCIAL ACTIVITY - VARIANCE ANALYSIS
FOR THE PERIOD ENDED 1 JULY 2012 TO 31 JULY 2012

Note 2. VARIANCES (Report on material variances from the Statement of Financial Activity)
OPERATING EXPENDITURE

<u>Program/Nature & Type</u>	<u>YTD Actual</u> \$	<u>YTD Budget</u> \$	<u>Variance</u> \$	<u>Variance</u> %	<u>Explanation</u>	<u>Main Factors</u> \$	<u>Manager</u>	<u>Officer</u>	<u>Main Factors Influencing Variance</u>
Governance	(4,445)	(139,705)	135,260	97%	Timing	18,000	MCCS	FM	Subscriptions less than year to date budget
					Timing	17,066	MCCS	FM	WESROC expense less than year to date budget
					Timing	12,407	MCCS	FM	Contractors less than year to date budget
					Timing	77,868	FM	FM	Administration Allocations timing difference
Law, Order & Public Safety	(23,565)	(19,958)	(3,607)	18%	Timing	Non material value			
Health	(15,560)	(18,269)	2,709	15%	Timing	Non material value			
Education & Welfare	(13,571)	(10,980)	(2,591)	(24%)	Timing	Non material value			
Community Amenities	(52,517)	(244,042)	191,525	78%	Timing	191,525	FM	FM	No accrued expenses posted
Recreation & Culture	(258,501)	(295,971)	37,470	13%	Timing	37,470	FM	FM	No accrued expense or depreciation posted
Transport	(114,753)	(229,117)	114,364	50%	Timing	114,364	FM	FM	No accrued expense or depreciation posted
Other Property & Services	(44,844)	(7,484)	(37,360)	(499%)	Timing	(37,360)	FM	FM	Timing of plant allocations

TOWN OF COTTESLOE

STATEMENT OF FINANCIAL ACTIVITY - VARIANCE ANALYSIS
FOR THE PERIOD ENDED 1 JULY 2012 TO 31 JULY 2012

Note 2. VARIANCES (Report on material variances from the Statement of Financial Activity)

CAPITAL, NON CASH & RESERVE TRANSFERS

<u>Non Cash</u>	<u>YTD Actual</u> \$	<u>YTD Budget</u> \$	<u>Variance</u> \$	<u>Variance</u> %	<u>Explanation</u>	<u>Manager</u>	<u>Officer</u>	<u>Main Factors Influencing Variance</u>
Depreciation	-	154,585	154,585	100%	Timing	FM	FM	Depreciation not run until annual accounts finalised
<u>Capital Expenditure</u>								
- Furniture & Equipment	(13,005)	3,144	(16,149)	514%	Timing	FM	FM	Accrued expenses from prior year
- Land & Buildings	(37,333)	21,828	(59,161)	271%	Timing	FM	FM	Accrued expenses from prior year
- Plant & Equipment	0	15,000	(15,000)	100%	Timing	MES	FM	Timing of plant purchases
- Infrastructure Drainage	(2,982)	1,670	(4,652)	279%	Timing	FM	FM	Accrued expenses from prior year
- Infrastructure Parks & Reserves	0	6,000	(6,000)	100%	Timing	MES	MES	Timing of parks construction
- Infrastructure Miscellaneous	577	985	(408)	41%	Timing			Non material value
<u>Transfers To/From Reserves</u>								
- Transfer to Reserves	1,619	3,152	(1,533)	49%	Timing			Non material value

TOWN OF COTTESLOE

BUDGET AMENDMENTS

FOR THE PERIOD ENDED 1 JULY 2012 TO 31 JULY 2012

<u>GL Account Code</u>	<u>Description</u>	<u>Council Resolution & Date</u>	<u>Classification</u>	<u>Value of Budget Amendment</u>	<u>Funding Arrangement</u>
35.4050.2	Solar Panels at the Civic Centre	11.1.1 (July 2012)	Capital Expenditure	\$ 45,000	From reserves (Civic Centre \$20,191 & property \$24,809)

TOWN OF COTTESLOE

LIST OF ACCOUNTS PAID DURING JULY 2012 AND PRESENTED TO A MEETING OF THE WORKS & CORPORATE SERVICES COMMITTEE HELD ON 21ST AUGUST 2012

CERTIFICATE OF CHIEF EXECUTIVE OFFICER



<u>Date</u>	<u>Payment Reference</u>	<u>Payee</u>	<u>Description</u>	<u>Amount</u>
5/07/2012	00023614	Building Commission	BSL May 2012	\$ 8,202.94
5/07/2012	00023615	City of Nedlands	Contribution to North St road rehabilitation	\$ 24,035.00
5/07/2012	00023616	City of Subiaco	WESROC Reform Campaign (LUNCS)	\$ 2,602.00
5/07/2012	00023617	Cobblestone Concrete	Installation of footpaths in various locations	\$ 27,279.89
5/07/2012	00023618	Harvey Norman AV/IT Superstore O'Connor	Gas cooker for caretakers cottage	\$ 899.00
5/07/2012	00023619	Lee Holben	Art Curatorial - Sculpture by the Sea 12	\$ 260.00
5/07/2012	00023620	Napoleon Street Florist	Flower arrangements for Pioneers Day	\$ 600.00
5/07/2012	00023621	F Price	Refund of part payment of infringement 8304633	\$ 25.00
5/07/2012	00023622	Telstra Corporation Limited	Service & equipment 13 Jun - 13 Jul 12	\$ 1,323.72
5/07/2012	00023623	Town of Cottesloe	Petty cash reimbursement	\$ 386.15
6/07/2012	00023624	R J Frith	Bond refund photo shoot	\$ 300.00
6/07/2012	00023625	V J Cooney	Bond refund 242 Broome Street	\$ 1,000.00
6/07/2012	00023626	RA & SF Ledger	Bond refund 22 Jarrad Street	\$ 1,000.00
6/07/2012	00023627	A M Stevens	Bond refund 61 Hawkstone Street	\$ 1,000.00
6/07/2012	00023628	Anthony Booker	Bond refund 28 Jarrad Street	\$ 1,000.00
10/07/2012	00023629	AMP Life - Superleader	Staff superannuation	\$ 180.00
10/07/2012	00023630	REST Superannuation	Staff superannuation	\$ 146.22
10/07/2012	00023631	WA Local Govt Superannuation Plan	Staff superannuation	\$ 14,753.33

<u>Date</u>	<u>Payment Reference</u>	<u>Payee</u>	<u>Description</u>	<u>Amount</u>
11/07/2012	00023632	Car Parking Technologies Ltd	Extension of SmartEye network	\$ 76,177.50
11/07/2012	00023633	Dept of Transport	Vehicle registrations 2012-2013	\$ 7,044.05
11/07/2012	00023634	Princi Butchers	Catering Supplies	\$ 488.05
11/07/2012	00023635	St Phillips Anglican Church	Carols by Candlelight 2011 contribution	\$ 2,221.35
11/07/2012	00023636	Telstra Corporation Limited	Mobile charge 28 Jun - 27 Jul 12	\$ 728.62
11/07/2012	00023637	Testo Pty Ltd	Testo 108 probe	\$ 174.90
12/07/2012	00023638	S M Rea	Bond refund - Lesser Hall 11 Mar 12	\$ 40.00
12/07/2012	00023639	B C Fischer	Bond refund 21 Warton St	\$ 1,000.00
12/07/2012	00023640	W S Dodd	Bond refund 2/36 Forrest St	\$ 1,000.00
12/07/2012	00023641	Buildmark Pty Ltd	Bond refund 31 Albion St	\$ 1,000.00
23/07/2012	00023642	Fines Enforcement Registry	Cancelled - cheque alignment error	\$ -
23/07/2012	00023643	Synergy	Cancelled - cheque alignment error	\$ -
23/07/2012	00023644	Telstra Corporation Limited	Cancelled - cheque alignment error	\$ -
23/07/2012	00023645	Water Corporation	Cancelled - cheque alignment error	\$ -
23/07/2012	00023646	Harvey Norman - Peppermint Grove	Cancelled - cheque alignment error	\$ -
23/07/2012	00023647	P R Jeanes	Cancelled - cheque alignment error	\$ -
23/07/2012	00023648	Kleen West Distributors	Cancelled - cheque alignment error	\$ -
23/07/2012	00023649	Dept of Transport	Cancelled - cheque alignment error	\$ -
23/07/2012	00023650	Car Parking Technologies Ltd	Cancelled - cheque alignment error	\$ -
23/07/2012	00023651	Mastec Australia Pty Ltd	Cancelled - cheque alignment error	\$ -
23/07/2012	00023652	Fines Enforcement Registry	Cancelled - cheque alignment error	\$ -
23/07/2012	00023653	Synergy	Cancelled - cheque alignment error	\$ -
23/07/2012	00023654	Telstra Corporation Limited	Cancelled - cheque alignment error	\$ -
23/07/2012	00023655	Water Corporation	Cancelled - cheque alignment error	\$ -
23/07/2012	00023656	Harvey Norman - Peppermint Grove	Cancelled - cheque alignment error	\$ -
23/07/2012	00023657	P R Jeanes	Cancelled - cheque alignment error	\$ -
23/07/2012	00023658	Kleen West Distributors	Cancelled - cheque alignment error	\$ -
23/07/2012	00023659	Dept of Transport	Cancelled - cheque alignment error	\$ -
23/07/2012	00023660	Car Parking Technologies Ltd	Cancelled - cheque alignment error	\$ -
23/07/2012	00023661	Mastec Australia Pty Ltd	Cancelled - cheque alignment error	\$ -
5/07/2012	538.1098	National Australia Bank Business Visa	Instant Windscreen - Temporary window repair - \$153.50	\$ 316.50
			Apple Online Store - App for Iphone - \$99.00	\$ 170.50
			Net registry - renewal of cottesloe.wa.gov.au 12/14 - \$55.00	\$ 253.20
			NAB - Monthly credit card fee - \$9.00	\$ 4,090.16
				\$ 1,342.00
				\$ 316.50
				\$ 5,203.00
				\$ 12,899.05
				\$ 63.16
				\$ 15,523.35
				\$ 450.00
				\$ 3,600.00
				\$ 170.50
				\$ 253.20
				\$ 4,090.16
				\$ 1,342.00
				\$ 316.50

<u>Date</u>	<u>Payment Reference</u>	<u>Payee</u>	<u>Description</u>	<u>Amount</u>
5/07/2012	539.1020	By Word of Mouth Pty Ltd	Catering for various meetings	\$ 2,312.20
5/07/2012	539.1039	Forestvale Trees Pty Ltd	8x100lit Agonis flexuosa	\$ 1,584.00
5/07/2012	539.1047	C Askew	Telephone reimbursement Apr - Jun 12	\$ 250.00
5/07/2012	539.1111	Murphy's Electrical Company	Test all lights @ Cott Oval & Harvey Field	\$ 854.70
5/07/2012	539.1116	Kyocera Mita Australia Pty Ltd	Photocopier meter reading - May 12	\$ 1,177.27
5/07/2012	539.1286	Total Eden Pty Ltd	Electrical cable pit	\$ 276.73
5/07/2012	539.1361	Dept of Transport	Search for vehicle ownership - May 12	\$ 531.00
5/07/2012	539.1379	Contraband	Pioneers Day performance 6 Jun 12	\$ 400.00
5/07/2012	539.1398	LGISWA	Health assessment course fees	\$ 726.00
5/07/2012	539.1479	Environmental Wastewater C S Pty Ltd	Road sweeping - May 12	\$ 6,231.50
5/07/2012	539.1529	D E Purslow & Associates	Five day food safety audit course	\$ 1,150.00
5/07/2012	539.16	Presswise Publications	Civic Centre News - Post News 16 Jun 12	\$ 1,177.00
5/07/2012	539.188	Bob Jane T-Mart	Four new tyres - strip and refit tyres	\$ 1,189.00
5/07/2012	539.19	McLeod's Barristers & Solicitors	Legal advice	\$ 663.77
5/07/2012	539.205	Cottesloe News Delivery	Daily papers delivered 13 May - 9 Jun 12	\$ 152.86
5/07/2012	539.22	Landgate - VGO	Fortnightly valuation services	\$ 139.84
5/07/2012	539.24	Iron Mountain Australia Pty Ltd	Offsite storage of records - May 12	\$ 165.88
5/07/2012	539.37	Corporate Express Australia Ltd	Stationery order	\$ 680.58
5/07/2012	539.38	Veolia Environmental Services	Replace hook bin for depot	\$ 786.56
5/07/2012	539.46	Professional Tree Surgeons	Arborist report on trees in Congdon St	\$ 396.00
5/07/2012	539.54	Snap Printing	Plan printing	\$ 32.70
5/07/2012	539.542	MEY Equipment	3 belts for push mower	\$ 134.45
5/07/2012	539.597	Equip-Safe	On-site skid steer training & assessment	\$ 1,040.00
5/07/2012	539.62	Bunning's Group Ltd	Hardware supplies for coastcare event	\$ 55.11
5/07/2012	539.651	E & M J Roshier Pty Ltd	Service/replace mower parts	\$ 738.25
5/07/2012	539.738	Securepay Pty Ltd	Web payments - transaction fees	\$ 880.00
5/07/2012	539.75	Safety Zone Australia Pty Ltd	Safety footwear & safety wear	\$ 900.96
5/07/2012	539.79	Perth Irrigation Centre	Irrigation hardware supplies	\$ 59.76
5/07/2012	539.802	West Coast Shade	Shade sail structure Civic Centre playground	\$ 20,845.00
5/07/2012	539.812	Highway Drycleaners	Dry-cleaning - May 12	\$ 182.00
5/07/2012	539.82	Civica Pty Ltd	eLearning EDY - payroll, Online leave & backpays	\$ 1,138.50
5/07/2012	539.83	Flexi Staff Pty Ltd	Temporary depot staff w/e 16 June 12	\$ 2,956.58
5/07/2012	539.84	West Australian Local Government Association	Workshops for Y Hart - May 12	\$ 866.33
5/07/2012	539.85	Western Metropolitan Regional Council	Transfer waste disposal	\$ 7,514.08

<u>Date</u>	<u>Payment Reference</u>	<u>Payee</u>	<u>Description</u>	<u>Amount</u>
5/07/2012	539.850	K J Morgan	Elected member expenses 1 Jan 11 - 30 Jun 12 etc	29,573.30
5/07/2012	539.89	Major Motors Pty Ltd	Monthly services on fleet vehicles	455.59
5/07/2012	539.91	Claremont Asphalt	Asphalt repair work - various locations	16,720.00
5/07/2012	539.93	W R Vivian & Sons	Repair leaking hot water hose & repair toilet	191.60
5/07/2012	539.94	Insight CCS Pty Ltd	After hours answering services - May 12	339.41
5/07/2012	539.955	Minuteman Press	Invitations - Pioneers Day	308.15
5/07/2012	539.988	Securex Pty Ltd	Repair to alarm system @ Civic Centre	635.70
5/07/2012	539.998	Road Signs Australia Pty Ltd	Two street name plates	110.00
12/07/2012	541.101	Airflow Maintenance Company	Maintenance to TAPSS air-conditioner	150.15
12/07/2012	541.1042	Recall Information Management Pty Ltd	Shredding of confidential papers - Jun 1	73.54
12/07/2012	541.1099	O'Connor Lawnmower & Chainsaw Centre	Repairs to plant equipment	130.10
12/07/2012	541.111	Murphy's Electrical Company	Repairs to lights @ Cott Oval/Harvey Field	1,860.65
12/07/2012	541.1121	Fast Finishing Services	Binding council meeting & agendas	181.50
12/07/2012	541.1182	Raffaele Automotive Services	Vehicle service	304.00
12/07/2012	541.121	Chubb Fire & Security Pty Ltd	Inspect/repair fire equipment at TAPSS	1,233.76
12/07/2012	541.1245	Nu-Trac Rural Contracting	Beach cleaning - Jun 12	3,080.00
12/07/2012	541.1334	Down Under Stump Grinding Pty Ltd	Grind stumps at various locations	330.00
12/07/2012	541.1342	Greensense Pty Ltd	Greenhouse gas reduction plan	7,876.00
12/07/2012	541.1377	Harvey Norman AV/IT Superstore O'Connor	Kitchen equipment	550.00
12/07/2012	541.139	Australia Post	Daily mail - Jun 12	935.80
12/07/2012	541.141	BOC Limited	Annual container service fee 1 Jul 12 - 30 Jun 13	533.20
12/07/2012	541.1439	Honda North	Vehicle service	281.30
12/07/2012	541.146	Bring Couriers	Courier service	35.64
12/07/2012	541.1522	Prospero Civic & Cadd Designs	Engineering consultant - 6 days	4,514.40
12/07/2012	541.1531	CommStrat Ltd	Sustainability Conference	660.00
12/07/2012	541.19	McLeod's Barristers & Solicitors	Legal advice	178.36
12/07/2012	541.20	Hillmack Sales (Australia) Pty Ltd	1.2 Grano mix - new island Napier/Marine Pde	382.00
12/07/2012	541.36	Grants of Cotteloe	Catering supplies	115.90
12/07/2012	541.46	Professional Tree Surgeons	Prune large verge trees	1,452.00
12/07/2012	541.540	Kerb Doctor	Kerbs & islands @ new carpark tennis club	5,977.95
12/07/2012	541.555	K R Sputore	Reimbursement coastcare meetings etc	101.85
12/07/2012	541.574	Burgess Rawson (WA) Pty Ltd	Rent on railway reserves - 1 July - 30 Sep 12	10,070.50
12/07/2012	541.593	Australia Post	Reply paid post - Jun 12	4.07
12/07/2012	541.651	E & MJ Rosher Pty Ltd	Parts & equipment for plant	227.50

<u>Date</u>	<u>Payment Reference</u>	<u>Payee</u>	<u>Description</u>	<u>Amount</u>
12/07/2012	541.653	Local Government Supervisors Association	Annual membership fee 2012/2013	\$ 38.50
12/07/2012	541.680	G M Boland	Elected member expenses for the period 1 Jan - 30 Jun 12	\$ 3,359.70
12/07/2012	541.77	Galvins Plumbing Supplies	2 Concrete stop tap box	\$ 73.70
12/07/2012	541.79	Perth Irrigation Centre	Irrigation hardware supplies	\$ 230.93
12/07/2012	541.803	Natural Area Holdings Pty Ltd	400 Sporobolus Virginicul - 2012 winter planting	\$ 528.00
12/07/2012	541.82	Civica Pty Ltd	HR training & Assistance	\$ 1,287.00
12/07/2012	541.83	Flexi Staff Pty Ltd	Temporary depot staff w/e 30 Jun 12	\$ 1,311.86
12/07/2012	541.84	West Australian Local Government Association	ROMAN II training - May 12	\$ 825.00
12/07/2012	541.85	Western Metropolitan Regional Council	Transfer station waste disposal	\$ 1,345.50
12/07/2012	541.86	Statewide Line Marking	Remark parking bays	\$ 275.00
12/07/2012	541.89	Major Motors Pty Ltd	Truck service	\$ 181.50
12/07/2012	541.891	Austral Mercantile Collections Pty Ltd	Debt recovery service	\$ 546.59
12/07/2012	541.93	W R Vivian & Sons	Connect gas oven @ caretakers cottage	\$ 247.45
12/07/2012	541.954	Bin Bath Australia Pty Ltd	Bin cleaning service - Jun 12	\$ 237.16
12/07/2012	541.988	Securex Pty Ltd	After hours call out for Civic Centre front doors	\$ 368.50
12/07/2012	541.998	Road Signs Australia Pty Ltd	No through road signs	\$ 140.80
12/07/2012	542.5	LGRCEU	Union fees	\$ 135.80
25/07/2012	543.1039	Forestvale Trees Pty Ltd	Assortment of trees	\$ 1,408.00
25/07/2012	543.104	The Tree Guild of WA Incorporated	Annual membership 1 Jul 12 - 30 Jun 13	\$ 374.00
25/07/2012	543.1066	Subaru Osborne Park	Service to IDKN053	\$ 620.40
25/07/2012	543.1099	O'Connor Lawnmower & Chainsaw Centre	Service/repair Civic Centre mower	\$ 441.30
25/07/2012	543.11	Swanbourne Hardware	Hardware supplies	\$ 336.30
25/07/2012	543.1142	Fleet Partners Pty Ltd	Monthly lease fee for coastcare vehicle	\$ 875.53
25/07/2012	543.12	CSP Industries Pty Ltd	Sling shot for throw bag	\$ 250.00
25/07/2012	543.1340	F.J. Fitzsimmons & Co	Completion of tennis club carpark	\$ 51,526.20
25/07/2012	543.1386	Cleveland Compressed Air Services	Annual service to onsite air compressor	\$ 374.00
25/07/2012	543.1387	Giudice Surveys	Lane Survey - John St	\$ 1,815.00
25/07/2012	543.1398	LGISWA	Council insurances 2012-2013	\$ 84,486.63
25/07/2012	543.1473	Eco Resources Pty Ltd	Receive waste/rubble	\$ 3,960.00
25/07/2012	543.1487	Ashleys Mobile Trailer Repairs	Remove/replace rear lights on trailers	\$ 450.00
25/07/2012	543.1528	Kiss Cafe Balcatta	Coffee van - Coastcare event 1 June 12	\$ 112.50
25/07/2012	543.153	LGIS Insurance Broking	Councillors & officers liability insurance	\$ 6,236.27
25/07/2012	543.1533	O'Brien Harrop Access Pty Ltd	Disability Access Consulting Services	\$ 792.00
25/07/2012	543.1534	Preservation Services	Conservation work	\$ 6,028.00
25/07/2012	543.1543	Pitney Bowes Software Pty Ltd	MAPINFO Access Program Agreement 1 Jul 12 - 30 Jun 13	\$ 8,533.14

<u>Payment Reference</u>	<u>Date</u>	<u>Payee</u>	<u>Description</u>	<u>Amount</u>
543.17	25/07/2012	Post Newspaper Pty Ltd	Cottesloe Council News Publication - Post News Jun 12	1,320.00
543.183	25/07/2012	Porter Consulting Engineers	Professional services 2013/14 Black spot project	2,271.50
543.19	25/07/2012	McLeod's Barristers & Solicitors	Legal advice - Various Parking prosecutions	3,888.90
543.20	25/07/2012	Hillmack Sales (Australia) Pty Ltd	Footpath repairs Margaret & Marmion St	529.90
543.205	25/07/2012	Cottesloe News Delivery	Daily papers 10 Jun - 7 Jul 12	50.72
543.210	25/07/2012	Hays Specialist Recruitment (Aust.)	Temporary administration officer w/e 6 Jul 12	995.02
543.22	25/07/2012	Landgate - VGO	Fortnightly valuation services	425.85
543.24	25/07/2012	Iron Mountain Australia Pty Ltd	Records offsite storage Jun 12	104.74
543.26	25/07/2012	Greenway Enterprises	40 Jarrah tree stakes	255.64
543.35	25/07/2012	Cottesloe IGA	Supplies for staff meeting	143.60
543.37	25/07/2012	Corporate Express Australia Ltd	Stationery order	179.78
543.38	25/07/2012	Veolia Environmental Services	Replacement hook bin - depot	687.38
543.49	25/07/2012	Charles Service Company	Cleaning contract - June 12	3,968.28
543.506	25/07/2012	Playground Solutions	Freestanding aeroglide4m long	5,897.10
543.523	25/07/2012	Local Government Managers Australia	2012-2013 membership fee	418.00
543.525	25/07/2012	GC Sales (WA)	Axles for 120 & 240lt bins	176.00
543.54	25/07/2012	Snap Printing	Search request - Plan print	101.13
543.544	25/07/2012	B M Pember	Consulting services	4,620.00
543.55	25/07/2012	Shire of Peppermint Grove	Shared library project costs	121.25
543.769	25/07/2012	Strut Specialists	2 gas struts	66.00
543.79	25/07/2012	Perth Irrigation Centre	Irrigation hardware supplies	307.45
543.809	25/07/2012	Biara Conservation Services	2 Days chemical weed management of Cottesloe	880.00
543.82	25/07/2012	Civica Pty Ltd	Authority annual licence Jul 12 - Jun 13	25,069.00
543.83	25/07/2012	Flexi Staff Pty Ltd	Temporary depot staff w/e 7 Jul 12	2,506.24
543.84	25/07/2012	West Australian Local Government Association	Policy Dev & Procedure writing in LG	869.00
543.85	25/07/2012	Western Metropolitan Regional Council	Transfer station disposal	29,582.29
543.88	25/07/2012	Ocean IT Pty Ltd	SonicWall NSA support & annual licence	26,496.14
543.998	25/07/2012	Road Signs Australia Pty Ltd	"Cancer Support Association" sign	44.00
544.176	31/07/2012	Custom Service Leasing Pty Ltd	Fuel for custom fleet - Jul 12	7,496.98
545.51	31/07/2012	Westnet Pty Ltd	Internet access	338.73
546.98000	31/07/2012	Australian Taxation Office	Monthly BAS	1,858.65
	2/07/2012	National Australia Bank	Bank fees	2.58
	2/07/2012	National Australia Bank	Bank fees	233.81
	2/07/2012	National Australia Bank	Bank fees	401.66
	4/07/2012	Town of Cottesloe Staff	Staff payroll	97,688.02
	12/07/2012	National Australia Bank	Audit certificate fees	70.00
	16/07/2012	National Australia Bank	Bank fees	30.78
	18/07/2012	Town of Cottesloe Staff	Staff payroll	75,065.29
	24/07/2012	Town of Cottesloe	Transfer to investments	200,000.00

<u>Date</u>	<u>Payment Reference</u>	<u>Payee</u>	<u>Description</u>	<u>Amount</u>
30/07/2012		Town of Cottesloe	Transfer to investments	\$ 100,000.00
31/07/2012		National Australia Bank	Overdraft interest	\$ 20.45
31/07/2012		National Australia Bank	Bank fees	\$ 243.20
31/07/2012		National Australia Bank	Bank fees	\$ 283.70
31/07/2012		Town of Cottesloe	Transfer to investments	\$ 200,000.00
Grand Total:				\$ 1,342,002.19

Pursuant to Regulation of 13(4) of the Local Government (Financial Management) Regulations the total of all other outstanding accounts for payment as at the date of this payment listing being prepared is \$1,358,335.35

I hereby certify that the above schedule of accounts totalling \$1,342,002.19 as submitted to the Works & Corporate Services Committee meeting held on 21st August 2012

Signed (Chairperson of the Works & Corporate Services Committee)

TOWN OF COTTESLOE
RESERVES - CASH BACKED INVESTMENTS
FOR THE PERIOD ENDING 31 JULY 2012

	2012-2013 ACTUAL	2012-2013 BUDGET \$
1 Waste Management Reserve		
Purpose: To fund the improvement, replacement and expansion of waste management plant, equipment, facilities and services.		
Opening Balance	70,065	68,961
Transfer from Reserves	-	-
Transfer to Reserves	112	2,517
Closing Balance	<u>70,177</u>	<u>71,478</u>
2 Parking Reserve		
Purpose: To set aside funds from developers for the development of parking facilities		
Opening Balance	401,607	395,234
Transfer from Reserves	-	-
Transfer to Reserves	643	14,276
Closing Balance	<u>402,250</u>	<u>409,510</u>
3 Leave Reserve		
Purpose: To set asides funds to assist with the funding of unexpected employee entitlements		
Opening Balance	137,620	132,819
Transfer from Reserves	-	-
Transfer to Reserves	220	4,848
Closing Balance	<u>137,840</u>	<u>137,667</u>
4 Civic Centre Reserve		
Purpose: To fund the cost of upgrading the civic centre.		
Opening Balance	18,185	20,191
Transfer from Reserves	-	-
Transfer to Reserves	29	737
Closing Balance	<u>18,214</u>	<u>20,928</u>
5 Property Reserve		
Purpose: To contribute towards future property construction/renewal.		
Opening Balance	85,743	108,196
Transfer from Reserves	-	-
Transfer to Reserves	137	3,949
Closing Balance	<u>85,880</u>	<u>112,145</u>

TOWN OF COTTESLOE
RESERVES - CASH BACKED INVESTMENTS
FOR THE PERIOD ENDING 31 JULY 2012

	2012-2013 ACTUAL	2012-2013 BUDGET \$
6 Infrastructure Reserve		
Purpose: To contribute towards future infrastructure construction/renewal.		
Opening Balance	122,866	204,604
Transfer from Reserves	-	-
Transfer to Reserves	196	7,468
Closing Balance	<u>123,062</u>	<u>212,072</u>
7 Unspent Grants/Funds Reserve		
Purpose: To account for unspent grants/funds at year end		
Opening Balance	142,052	-
Transfer from Reserves	-	-
Transfer to Reserves	227	-
Closing Balance	<u>142,279</u>	<u>-</u>
8 Legal Reserve		
Purpose: To provide funds to provide for legal expenses		
Opening Balance	33,675	33,000
Transfer from Reserves	-	-
Transfer to Reserves	54	4,007
Closing Balance	<u>33,728</u>	<u>37,007</u>
TOTAL RESERVES	<u><u>1,013,429</u></u>	<u><u>1,000,807</u></u>

TOWN OF COTTESLOE

INVESTMENTS

SCHEDULE OF INVESTMENTS HELD AS AT 31 JULY 2012

BANK	RATE %	TERM	MATURITY DATE	MUNICIPAL INVESTMENTS	RESERVE FUND	COMMENTS
				\$	\$	
NAB	5.12%	90 DAYS	1-Oct-12	5,019.99		COTTESLOE PRIMARY SCHOOL
NAB	5.12%	90 DAYS	1-Oct-12	4,967.76		NORTH COTT PRIMARY SCHOOL
NAB	5.00%	90 DAYS	18-Oct-12	551,054.52		TERM INVESTMENTS
WESTPAC	5.05%	90 DAYS	7-Oct-12	496,914.01		TERM INVESTMENTS
WESTPAC	5.05%	90 DAYS	30-Sep-12		93,212.43	RESERVE FUND INVESTMENTS
NAB	5.12%	91 DAYS	1-Oct-12		60,682.31	RESERVE FUND INVESTMENTS
NAB	5.12%	91 DAYS	1-Oct-12		95,386.30	RESERVE FUND INVESTMENTS
NAB	5.12%	91 DAYS	1-Oct-12		72,715.60	RESERVE FUND INVESTMENTS
BANKWEST	4.90%	90 DAYS	27-Sep-12		258,194.49	RESERVE FUND INVESTMENTS
COMMONWEALTH BANK OF AUSTRALIA	4.51%	30 DAYS	29-Oct-12		292,106.58	RESERVE FUND INVESTMENTS
NAB	3.15%	30 DAYS	18-Aug-12		141,131.69	RESERVE FUND INVESTMENTS
				<u>\$1,057,956.28</u>	<u>\$1,013,429.40</u>	

BANK	\$	%
NATIONAL	\$930,958.17	44.94
WESTPAC	\$590,126.44	28.49
BANKWEST	\$258,194.49	12.46
COMMONWEALTH	\$292,106.58	14.10
TOTAL	\$2,071,385.68	100.00

TOWN OF COTTESLOE

LOANS

SCHEDULE OF LOANS HELD AS AT 31 JULY 2012

BANK	REF NO.	RATE %	PERIOD	MATURITY DATE	BALANCE OWING	LAST INSTALMENT DATE	NEXT INSTALMENT DATE	CURRENT LIABILITY	NON-CURRENT LIABILITY	COMMENTS
WA TREASURY	104	5.85%	10 YEARS	20-Oct-14	\$61,074.19	20-Apr-12	20-Oct-12	\$28,396.31	\$37,677.88	COTTESLOE TENNIS CLUB
WA TREASURY	105	6.22%	15 YEARS	6-Oct-23	\$319,679.75	10-Apr-12	8-Oct-12	\$19,746.27	\$299,933.48	SEA VIEW GOLF CLUB
WA TREASURY	106	5.25%	10 YEARS	3-Apr-19	\$1,203,669.54	3-Apr-12	3-Oct-12	\$146,406.43	\$1,057,263.11	CAPITAL PROJECT - CIVIC CENTRE
WA TREASURY	107	6.51%	20 YEARS	16-Sep-29	\$4,623,806.14	16-Mar-12	16-Sep-12	\$147,908.32	\$4,475,897.82	CAPITAL PROJECT - JOINT LIBRARY
					\$6,208,229.62			\$337,457.33	\$5,870,772.29	
LOANS TO OTHER ENTITIES										
					\$380,753.94			\$43,142.58	\$337,611.36	
					\$5,827,475.66			\$294,314.75	\$5,533,160.93	
					\$6,208,229.62			\$337,457.33	\$5,870,772.29	

TOWN OF COTTESLOE

SUNDRY DEBTORS REPORT AS AT 30 JUNE 2012

<u>Debtor No</u>	<u>Nature Of Debt</u>	<u>3+ Months</u>	<u>2 Months</u>	<u>1 Month</u>	<u>Current</u>	<u>Balance</u>	<u>Status</u>
46	D: Waste collection services	\$974.68	\$224.93	\$0.00	\$0.00	\$1,199.61	Debt recovery
311	Si Waste collection services	\$0.00	\$2,947.80	\$0.00	\$2,947.80	\$5,895.60	Statements sent
13	Ki Waste collection services	\$0.00	\$1,283.99	\$0.00	\$1,086.46	\$2,370.45	Statements sent
64	V Health license charges etc	\$0.00	\$689.40	\$0.00	\$1,103.40	\$1,792.80	Statements sent
403	B: Venue hire charges	\$0.00	\$640.00	\$495.00	\$0.00	\$1,135.00	Statements sent
49	D: Waste collection services	\$0.00	\$568.00	\$0.00	\$568.00	\$1,136.00	Statements sent
48	Di Waste collection services	\$0.00	\$487.34	\$0.00	\$487.34	\$974.68	Statements sent
101	O Waste collection services	\$0.00	\$487.34	\$0.00	\$487.34	\$974.68	Statements sent
78	Li: Waste collection services	\$0.00	\$392.25	\$0.00	\$392.25	\$784.50	Statements sent
81	M Health license charges etc	\$0.00	\$243.67	\$0.00	\$1,278.67	\$1,522.34	Statements sent
29	C: Waste collection services	\$0.00	\$243.67	\$0.00	\$243.67	\$487.34	Statements sent
102	Al Waste collection services	\$0.00	\$215.93	\$0.00	\$215.93	\$431.86	Statements sent
164	I \ Waste collection services	\$0.00	\$148.57	\$0.00	\$148.57	\$297.14	Statements sent
299	B: Waste collection services	\$0.00	\$148.57	\$0.00	\$148.57	\$297.14	Statements sent
123	O Waste collection services	\$0.00	\$114.90	\$0.00	\$114.90	\$229.80	Statements sent
204	B: Waste collection services	\$0.00	\$81.22	\$0.00	\$81.22	\$162.44	Statements sent
285	Pl Waste collection services	\$0.00	\$81.22	\$0.00	\$6.25	\$87.47	Statements sent
266	S: Waste collection services	\$0.00	\$0.01	\$0.00	\$114.90	\$114.91	Current
97	O Waste collection services	\$0.00	\$0.00	\$0.00	\$8,071.64	\$8,071.64	Current
358	Sr Health license charges etc	\$0.00	\$0.00	\$0.00	\$5,814.00	\$5,814.00	Current
370	K: Health license charges etc	\$0.00	\$0.00	\$0.00	\$4,716.00	\$4,716.00	Current
364	T: Health license charges etc	\$0.00	\$0.00	\$0.00	\$4,464.00	\$4,464.00	Current
366	K Health license charges etc	\$0.00	\$0.00	\$0.00	\$4,269.60	\$4,269.60	Current
368	P Health license charges etc	\$0.00	\$0.00	\$0.00	\$3,654.00	\$3,654.00	Current
18	Bl Waste collection services,	\$0.00	\$0.00	\$0.00	\$3,651.08	\$3,651.08	Current
42	C: Waste collection services	\$0.00	\$0.00	\$0.00	\$3,546.11	\$3,546.11	Current
363	E Health license charges etc	\$0.00	\$0.00	\$0.00	\$3,114.00	\$3,114.00	Current
374	Cl Health license charges etc	\$0.00	\$0.00	\$0.00	\$3,114.00	\$3,114.00	Current
433	E Health license charges etc	\$0.00	\$0.00	\$0.00	\$3,114.00	\$3,114.00	Current
357	M Health license charges etc	\$0.00	\$0.00	\$0.00	\$2,962.50	\$2,962.50	Current

TOWN OF COTTESLOE

SUNDRY DEBTORS REPORT AS AT 30 JUNE 2012

<u>Debtor No</u>	<u>Nature Of Debt</u>	<u>3+ Months</u>	<u>2 Months</u>	<u>1 Month</u>	<u>Current</u>	<u>Balance</u>	<u>Status</u>
360	S Health license charges etc	\$0.00	\$0.00	\$0.00	\$2,844.00	\$2,844.00	Current
375	K Health license charges etc	\$0.00	\$0.00	\$0.00	\$2,668.50	\$2,668.50	Current
413	G Health license charges etc	\$0.00	\$0.00	\$0.00	\$2,661.75	\$2,661.75	Current
86	Sf Waste collection services	\$0.00	\$0.00	\$0.00	\$2,638.61	\$2,638.61	Current
369	T Health license charges etc	\$0.00	\$0.00	\$0.00	\$2,506.50	\$2,506.50	Current
9	At Waste collection services	\$0.00	\$0.00	\$0.00	\$2,433.29	\$2,433.29	Current
214	Gi Health license charges etc	\$0.00	\$0.00	\$0.00	\$2,321.25	\$2,321.25	Current
7	At Waste collection services	\$0.00	\$0.00	\$0.00	\$1,947.65	\$1,947.65	Current
44	Ct Health license charges etc	\$0.00	\$0.00	\$0.00	\$1,899.77	\$1,899.77	Current
365	K Health license charges etc	\$0.00	\$0.00	\$0.00	\$1,612.50	\$1,612.50	Current
15	Bt Waste collection services	\$0.00	\$0.00	\$0.00	\$1,580.87	\$1,580.87	Current
359	Nt Health license charges etc	\$0.00	\$0.00	\$0.00	\$1,318.50	\$1,318.50	Current
73	At Waste collection services	\$0.00	\$0.00	\$0.00	\$1,250.32	\$1,250.32	Current
128	Tt Health license charges etc	\$0.00	\$0.00	\$0.00	\$1,198.50	\$1,198.50	Current
41	Ct Waste collection services	\$0.00	\$0.00	\$0.00	\$1,109.40	\$1,109.40	Current
371	Lt Health license charges etc	\$0.00	\$0.00	\$0.00	\$1,089.00	\$1,089.00	Current
115	Sf Health license charges etc	\$0.00	\$0.00	\$0.00	\$1,022.18	\$1,022.18	Current
124	O Waste collection services	\$0.00	\$0.00	\$0.00	\$974.69	\$974.69	Current
33	O Waste collection services	\$0.00	\$0.00	\$0.00	\$933.08	\$933.08	Current
71	Jc Waste collection services	\$0.00	\$0.00	\$0.00	\$931.69	\$931.69	Current
405	C Health license charges etc	\$0.00	\$0.00	\$0.00	\$840.00	\$840.00	Current
65	IT Waste collection services	\$0.00	\$0.00	\$0.00	\$828.00	\$828.00	Current
391	Lt Health license charges etc	\$0.00	\$0.00	\$0.00	\$828.00	\$828.00	Current
113	Sf Waste collection services	\$0.00	\$0.00	\$0.00	\$811.10	\$811.10	Current
95	Nt Waste collection services	\$0.00	\$0.00	\$0.00	\$717.14	\$717.14	Current
245	Lt Waste collection services	\$0.00	\$0.00	\$0.00	\$689.40	\$689.40	Current
34	Ct Health license charges etc	\$0.00	\$0.00	\$0.00	\$661.13	\$661.13	Current
16	O Waste collection services	\$0.00	\$0.00	\$0.00	\$622.05	\$622.05	Current
298	Ja Waste collection services	\$0.00	\$0.00	\$0.00	\$622.05	\$622.05	Current
382	St Health license charges etc	\$0.00	\$0.00	\$0.00	\$621.00	\$621.00	Current
400	Bt Waste collection services	\$0.00	\$0.00	\$0.00	\$621.00	\$621.00	Current
130	St Waste collection services	\$0.00	\$0.00	\$0.00	\$521.02	\$521.02	Current
26	Ct Waste collection services	\$0.00	\$0.00	\$0.00	\$487.34	\$487.34	Current

TOWN OF COTTESLOE

SUNDRY DEBTORS REPORT AS AT 30 JUNE 2012

Debtor No	Nature Of Debt	3+ Months	2 Months	1 Month	Current	Balance	Status
133	XI Waste collection services	\$0.00	\$0.00	\$0.00	\$486.77	\$486.77	Current
191	Cr Health license charges etc	\$0.00	\$0.00	\$0.00	\$465.00	\$465.00	Current
376	D: Health license charges etc	\$0.00	\$0.00	\$0.00	\$465.00	\$465.00	Current
393	JP Health license charges etc	\$0.00	\$0.00	\$0.00	\$465.00	\$465.00	Current
399	TI Health license charges etc	\$0.00	\$0.00	\$0.00	\$465.00	\$465.00	Current
432	Bi Health license charges etc	\$0.00	\$0.00	\$0.00	\$465.00	\$465.00	Current
75	TI Waste collection services	\$0.00	\$0.00	\$0.00	\$445.73	\$445.73	Current
227	Al Health license charges etc	\$0.00	\$0.00	\$0.00	\$414.00	\$414.00	Current
247	Lr Health license charges etc	\$0.00	\$0.00	\$0.00	\$414.00	\$414.00	Current
372	S Health license charges etc	\$0.00	\$0.00	\$0.00	\$414.00	\$414.00	Current
385	P Health license charges etc	\$0.00	\$0.00	\$0.00	\$414.00	\$414.00	Current
389	M Health license charges etc	\$0.00	\$0.00	\$0.00	\$414.00	\$414.00	Current
390	Kr Waste collection services	\$0.00	\$0.00	\$0.00	\$414.00	\$414.00	Current
392	Pr Health license charges etc	\$0.00	\$0.00	\$0.00	\$414.00	\$414.00	Current
394	Br Health license charges etc	\$0.00	\$0.00	\$0.00	\$414.00	\$414.00	Current
395	H Health license charges etc	\$0.00	\$0.00	\$0.00	\$414.00	\$414.00	Current
396	Al Health license charges etc	\$0.00	\$0.00	\$0.00	\$414.00	\$414.00	Current
397	Bl Health license charges etc	\$0.00	\$0.00	\$0.00	\$414.00	\$414.00	Current
398	Br Health license charges etc	\$0.00	\$0.00	\$0.00	\$414.00	\$414.00	Current
11	Al Waste collection services	\$0.00	\$0.00	\$0.00	\$406.12	\$406.12	Current
107	W Waste collection services	\$0.00	\$0.00	\$0.00	\$406.12	\$406.12	Current
55	Fi Waste collection services	\$0.00	\$0.00	\$0.00	\$392.25	\$392.25	Current
36	Fi Waste collection services	\$0.00	\$0.00	\$0.00	\$378.38	\$378.38	Current
377	G Health license charges etc	\$0.00	\$0.00	\$0.00	\$360.00	\$360.00	Current
47	D: Waste collection services	\$0.00	\$0.00	\$0.00	\$344.70	\$344.70	Current
6	Al Waste collection services	\$0.00	\$0.00	\$0.00	\$324.90	\$324.90	Current
89	N: Waste collection services	\$0.00	\$0.00	\$0.00	\$324.90	\$324.90	Current
25	C: Waste collection services	\$0.00	\$0.00	\$0.00	\$243.67	\$243.67	Current
40	Cr Waste collection services	\$0.00	\$0.00	\$0.00	\$243.67	\$243.67	Current
69	Sl Waste collection services	\$0.00	\$0.00	\$0.00	\$243.67	\$243.67	Current
52	Rr Waste collection services	\$0.00	\$0.00	\$0.00	\$229.80	\$229.80	Current
59	G: Waste collection services	\$0.00	\$0.00	\$0.00	\$229.80	\$229.80	Current
99	O Waste collection services	\$0.00	\$0.00	\$0.00	\$229.80	\$229.80	Current
352	E: Waste collection services	\$0.00	\$0.00	\$0.00	\$229.80	\$229.80	Current

TOWN OF COTTESLOE

SUNDRY DEBTORS REPORT AS AT 30 JUNE 2012

Debtor No	Nature Of Debt	3+ Months	2 Months	1 Month	Current	Balance	Status
379	BI Waste collection services	\$0.00	\$0.00	\$0.00	\$207.00	\$207.00	Current
434	St Health license charges etc	\$0.00	\$0.00	\$0.00	\$207.00	\$207.00	Current
4	AI Waste collection services	\$0.00	\$0.00	\$0.00	\$196.13	\$196.13	Current
61	PI Waste collection services	\$0.00	\$0.00	\$0.00	\$196.13	\$196.13	Current
118	SI Waste collection services	\$0.00	\$0.00	\$0.00	\$196.13	\$196.13	Current
125	TJ Waste collection services	\$0.00	\$0.00	\$0.00	\$196.13	\$196.13	Current
381	M Health license charges etc	\$0.00	\$0.00	\$0.00	\$180.00	\$180.00	Current
435	Q Health license charges etc	\$0.00	\$0.00	\$0.00	\$180.00	\$180.00	Current
63	A Waste collection services	\$0.00	\$0.00	\$0.00	\$162.45	\$162.45	Current
80	M Waste collection services	\$0.00	\$0.00	\$0.00	\$162.45	\$162.45	Current
114	S Waste collection services	\$0.00	\$0.00	\$0.00	\$162.45	\$162.45	Current
121	SI Waste collection services	\$0.00	\$0.00	\$0.00	\$162.45	\$162.45	Current
425	V Waste collection services	\$0.00	\$0.00	\$0.00	\$149.95	\$149.95	Current
20	BI Waste collection services	\$0.00	\$0.00	\$0.00	\$148.57	\$148.57	Current
354	R Waste collection services	\$0.00	\$0.00	\$0.00	\$148.57	\$148.57	Current
431	V Waste collection services	\$0.00	\$0.00	\$0.00	\$148.57	\$148.57	Current
132	V Waste collection services	\$0.00	\$0.00	\$0.00	\$134.71	\$134.71	Current
3	AI Waste collection services	\$0.00	\$0.00	\$0.00	\$114.90	\$114.90	Current
19	BI Waste collection services	\$0.00	\$0.00	\$0.00	\$114.90	\$114.90	Current
23	BI Waste collection services	\$0.00	\$0.00	\$0.00	\$114.90	\$114.90	Current
35	CI Waste collection services	\$0.00	\$0.00	\$0.00	\$114.90	\$114.90	Current
39	SI Waste collection services	\$0.00	\$0.00	\$0.00	\$114.90	\$114.90	Current
62	HI Waste collection services	\$0.00	\$0.00	\$0.00	\$114.90	\$114.90	Current
74	LI Waste collection services	\$0.00	\$0.00	\$0.00	\$114.90	\$114.90	Current
98	O Waste collection services	\$0.00	\$0.00	\$0.00	\$114.90	\$114.90	Current
111	SI Waste collection services	\$0.00	\$0.00	\$0.00	\$114.90	\$114.90	Current
116	SI Waste collection services	\$0.00	\$0.00	\$0.00	\$114.90	\$114.90	Current
163	M Waste collection services	\$0.00	\$0.00	\$0.00	\$114.90	\$114.90	Current
315	D Waste collection services	\$0.00	\$0.00	\$0.00	\$114.90	\$114.90	Current
404	FE Waste collection services	\$0.00	\$0.00	\$0.00	\$114.90	\$114.90	Current
416	CI Waste collection services	\$0.00	\$0.00	\$0.00	\$114.90	\$114.90	Current
424	LI Waste collection services	\$0.00	\$0.00	\$0.00	\$114.90	\$114.90	Current
30	CI Waste collection services	\$0.00	\$0.00	\$0.00	\$105.00	\$105.00	Current
37	CI Waste collection services	\$0.00	\$0.00	\$0.00	\$81.22	\$81.22	Current
		\$0.00	\$0.00	\$0.00	\$81.22	\$81.22	Current

TOWN OF COTTESLOE

SUNDRY DEBTORS REPORT AS AT 30 JUNE 2012

<u>Debtor No</u>	<u>Nature Of Debt</u>	<u>3+ Months</u>	<u>2 Months</u>	<u>1 Month</u>	<u>Current</u>	<u>Balance</u>	<u>Status</u>
53	E Waste collection services	\$0.00	\$0.00	\$0.00	\$81.22	\$81.22	Current
54	F Waste collection services	\$0.00	\$0.00	\$0.00	\$81.22	\$81.22	Current
56	Pi Waste collection services	\$0.00	\$0.00	\$0.00	\$81.22	\$81.22	Current
58	D Waste collection services	\$0.00	\$0.00	\$0.00	\$81.22	\$81.22	Current
90	Di Waste collection services	\$0.00	\$0.00	\$0.00	\$81.22	\$81.22	Current
92	Ja Waste collection services	\$0.00	\$0.00	\$0.00	\$81.22	\$81.22	Current
93	Al Waste collection services	\$0.00	\$0.00	\$0.00	\$81.22	\$81.22	Current
94	St Waste collection services	\$0.00	\$0.00	\$0.00	\$81.22	\$81.22	Current
104	P Waste collection services	\$0.00	\$0.00	\$0.00	\$81.22	\$81.22	Current
105	P Waste collection services	\$0.00	\$0.00	\$0.00	\$81.22	\$81.22	Current
106	Pl Waste collection services	\$0.00	\$0.00	\$0.00	\$81.22	\$81.22	Current
119	Sf Waste collection services	\$0.00	\$0.00	\$0.00	\$81.22	\$81.22	Current
261	M Waste collection services	\$0.00	\$0.00	\$0.00	\$81.22	\$81.22	Current
287	Di Waste collection services	\$0.00	\$0.00	\$0.00	\$81.22	\$81.22	Current
321	S Waste collection services	\$0.00	\$0.00	\$0.00	\$81.22	\$81.22	Current
347	Al Waste collection services	\$0.00	\$0.00	\$0.00	\$81.22	\$81.22	Current
353	R Waste collection services	\$0.00	\$0.00	\$0.00	\$81.22	\$81.22	Current
356	Al Waste collection services	\$0.00	\$0.00	\$0.00	\$81.22	\$81.22	Current
407	G Waste collection services	\$0.00	\$0.00	\$0.00	\$81.22	\$81.22	Current
409	C Waste collection services	\$0.00	\$0.00	\$0.00	\$81.22	\$81.22	Current
410	Bl Waste collection services	\$0.00	\$0.00	\$0.00	\$81.22	\$81.22	Current
300	Pl Waste collection services	\$0.00	\$0.00	\$0.00	\$81.04	\$81.04	Current
131	M Waste collection services	\$0.00	\$0.00	\$0.00	\$67.35	\$67.35	Current
109	R Waste collection services	\$0.00	\$0.00	\$0.00	\$56.23	\$56.23	Current
429	B Waste collection services	\$0.00	\$0.00	\$0.00	\$12.50	\$12.50	Current
419	P Overpayment	-\$50.00	\$0.00	\$0.00	\$0.00	-\$50.00	Overpayment
TOTAL		\$924.68	\$8,998.81	\$495.00	\$123,278.03	\$133,696.52	

Rates and Charges Analysis

For Financial Year 2013 Period 1, as at 1/08/2012



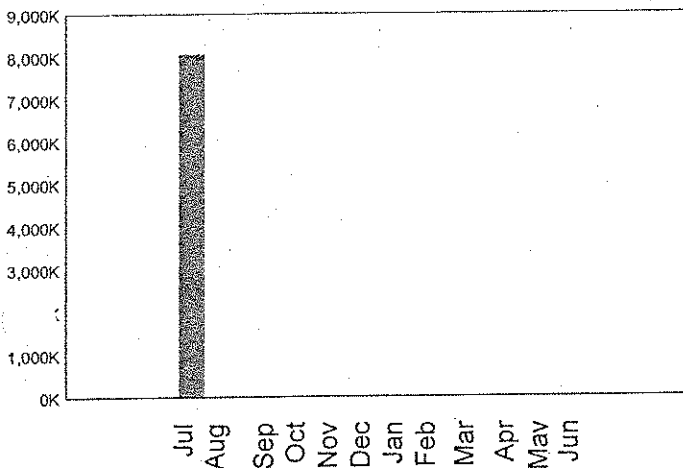
Amounts Levied and Outstanding

<u>Rate or Charge Type</u>	<u>Amount Levied This Year</u>	<u>Total Balance Outstanding</u>
GRV General Rate	8,119,330.53	6,976,302.50
Additional Bin	85,800.00	86,641.04
Credit Balances	0.00	-5,175.61
Swimming Pool	6,490.00	6,026.90
ESL Category 1	1,137,714.12	988,111.33
ESL Category 5	0.00	4.05
Instalment Fees	2,538.00	7,446.30
Instalment PreInterest	3,899.85	3,899.85
	9,355,772.50	8,063,256.36

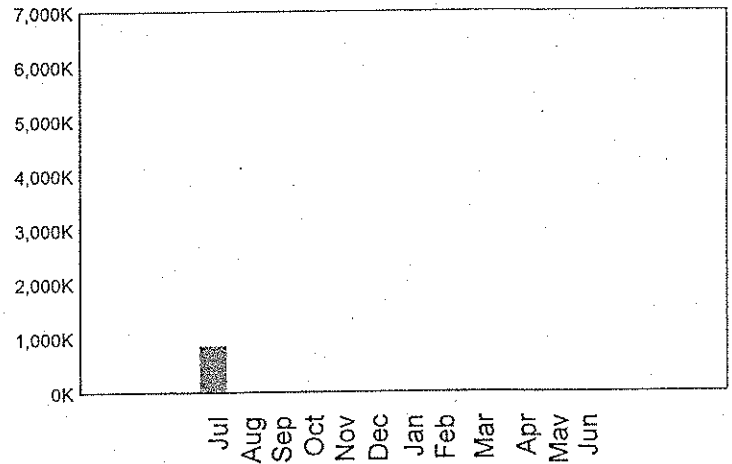
Analysis of Outstanding Balance

<u>Forward At 1 July</u>	<u>Levied YTD</u>	<u>Rebated</u>	<u>Received</u>	<u>Other Trans</u>	<u>Balance</u>
312,887.31	9,355,772.50	-526,104.75	-1,076,404.59	-2,894.11	8,063,256.36
<u>Current</u>	<u>Arrears</u>	<u>Interest</u>	<u>Legal</u>	<u>Deferred</u>	<u>Balance</u>
7,726,468.67	123,605.93	6,709.86	1,052.14	205,419.76	8,063,256.36

Total Balance Outstanding By Month



YTD Collections By Month



Analysis of Assessments

Number of assessments	3,791
Number of assessments paid in full	483
Number of assessments with a balance outstanding	3,277
Number of assessments with arrears	248
Number of assessments on instalments	169
Number of assessments with pensioners or seniors	855
Number of assessments with deferred rates	38
Number of assessments with no payment yet	3,090

TOWN OF COTTESLOE

CAPITAL WORKS PROGRAMME

FOR THE PERIOD ENDED 1 JULY 2012 TO 31 JULY 2012

PROJECT NO	PROJECT	2012-2013 YTD ACTUAL \$	2012-2013 BUDGET \$	2012-2013 BUDGET	2012-2013 BUDGET	Variations Budget to YTD Actual \$	Variations Budget to YTD Actual %
10.9000.2	DRAINAGE CONSTRUCTION Cottesloe various	(2,982)	1,670	20,020	4,652	279%	
15.1058.2	FOOTPATH CONSTRUCTION Elizabeth Street	0	0	13,111	0		
15.1046.2	Congdon Street	0	0	1,511	0		
15.1054.2	Edward Street	0	0	2,111	0		
15.1076.2	Gibney Street	0	0	2,211	0		
15.1086.2	Griver Street	0	0	7,111	0		
15.1096.2	Hillside Avenue	0	0	2,211	0		
15.1004.2	Albion Street	0	0	13,811	0		
15.1126.2	Marine Parade	0	0	27,320	0		
15.1014.2	Balfour Street	0	0	9,411	0		
15.1128.2	Marmion Street	0	0	3,111	0		
15.1026.2	Brighton Street	0	0	6,311	0		
15.1098.2	Jarrad Street	0	0	14,711	0		
15.1168.2	Salvado Street	0	0	1,911	0		
15.1082.2	Grant Street	0	0	1,535	0		
15.1124.2	Margaret Street	0	0	4,211	0		
15.9000.2	Various small lengths	0	0	4,211	0		
15.9000.2	Bike Plan Works	(2,754)	0	15,060	2,754		
NEW	DSAC Capital Works-Ramp	0	0	300,200	0		
	Broome Street (2011-2012)	100	0	0	0		

TOWN OF COTTESLOE

CAPITAL WORKS PROGRAMME

FOR THE PERIOD ENDED 1 JULY 2012 TO 31 JULY 2012

PROJECT NO	PROJECT	2012-2013 YTD ACTUAL	2012-2013 YTD BUDGET	2012-2013 BUDGET	2012-2013 YTD BUDGET	Variations Budget to YTD Actual	Variations Budget to YTD Actual
		\$	\$	\$	\$	\$	%
20.9000.2	IRRIGATION CONSTRUCTION Cottesloe, various	1,113	0	20,200	(1,113)		
25.9000.2	LANEWAY CONSTRUCTION	0	0	78,200	0		
30.9000.2	PARKS AND RESERVES CONSTRUCTION Playgrounds various	0	3,000	15,000	3,000	100%	
30.9000.5	Cottesloe Natural Area Upgrade	0	3,000	15,000	3,000	100%	
35.4010.2	PROPERTY CONSTRUCTION Anderson Pavillion	0	0	30,000	0		
35.4135.2	Joint Library Building	(37,333)	2,396	28,725	39,729		
35.6030.2	Napier Street Public Toilets	0	2,502	30,000	2,502	100%	
35.6030.2	Civic Centre Grounds Restoration	0	16,930	203,000	16,930		
40.1188.2	ROAD CONSTRUCTION/ REHABILITATION Vera Street	0	0	46,080	0		
40.1110.2	Lillian Street	0	0	39,010	0		
40.1062.2	Federal Street	0	0	46,690	0		
40.1030.2	Broome Street	0	0	50,010	0		
40.1174.2	Stanhope Street	0	0	13,010	0		
40.1108.2	Lane Street	0	0	16,040	0		
40.1012.2	Avonmore Terrace	0	0	49,050	0		
40.1156.2	Railway Street - MRRG	0	0	67,460	0		
40.1136.2	Napier Steet	1,004	0	0	(1,004)		

TOWN OF COTTESLOE

CAPITAL WORKS PROGRAMME

FOR THE PERIOD ENDED 1 JULY 2012 TO 31 JULY 2012

PROJECT NO	PROJECT	2012-2013 YTD ACTUAL	2012-2013 YTD BUDGET	2012-2013 BUDGET	2012-2013 BUDGET	Variations Budget to YTD Actual	Variations Budget to YTD Actual
		\$	\$	\$	\$	\$	%
41.9000.2	ROAD SAFETY & SPEED RESTRICTION Safety & Speed Program Yr 2	(984)	0	80,200	984		
43.1047.2.50	MISCELLANEOUS INFRASTRUCTURE Environmental Improvement and Access Improvement (BA) Sculpture	1,395	985	4,925	(410)		
43.9000.2.57		(818)	0	40,000	818		
47.9000.2.57	PLANT & VEHICLES Passenger Vehicle - GIS Hino 2 Tonne Tiptruck Kubota ZG-227 Mower Stihl Pressure Cleaner Mower Tilt Trailer Stihl FS360 Brushcutters (3) Stihl MS200 & MS361 Chain Saws (2) & (1) Dimas Core Drill Stihl HT101 Pole Pruners (2) Stihl Extension Hedge Trimmers (2) Lawn Mowers (2) Trail Behind Spray Unit	0	0	36,000	0		100%
47.9000.2.57		0	0	52,000	0		100%
47.9000.2.57		0	0	18,000	0		100%
47.9000.2.57		0	0	5,000	0		100%
47.9000.2.57		0	0	7,000	0		100%
47.9000.2.57		0	3,400	3,600	3,400	3,400	100%
47.9000.2.57		0	3,600	3,600	3,600	3,600	100%
47.9000.2.57		0	2,000	2,000	2,000	2,000	100%
47.9000.2.57		0	0	2,600	0	0	
47.9000.2.57		0	2,000	2,000	2,000	2,000	100%
47.9000.2.57		0	0	6,500	0	0	
47.9000.2.57		0	4,000	4,000	4,000	4,000	100%

TOWN OF COTTESLOE

CAPITAL WORKS PROGRAMME

FOR THE PERIOD ENDED 1 JULY 2012 TO 31 JULY 2012

PROJECT NO	PROJECT	2012-2013 YTD ACTUAL	2012-2013 YTD BUDGET	2012-2013 BUDGET	Variances Budget to YTD Actual	Variances Budget to YTD Actual
		\$	\$	\$	\$	%
	IT, OFFICE EQUIPMENT & FURNITURE					
49.9000.2.57	Civic Centre Furniture	0	417	5,000	417	100%
49.9000.2.57	Desktop Devices	0	208	2,500	208	100%
49.9000.2.57	Mobile Devices	0	208	2,500	208	100%
49.9000.2.57	Server hardware (Memory) Update for Hypervisor1	0	361	4,334	361	100%
49.9000.2.57	Server hardware (Memory) Update for Hypervisor2	0	361	4,334	361	100%
49.9000.2.57	Network Upgrades/Appliances	0	1,586	19,032	1,586	100%
49.9000.2.57	HR Software (2011-2012)	(13,005)	0	0		
	Totals	(54,264)	48,625	1,502,689	87,984	212%

