


TOWN OF COTTESLOE



FINANCIAL STATEMENTS

FOR THE PERIOD 1st JULY 2011 TO 31st MARCH 2012

PRESENTED TO THE WORKS & CORPORATE SERVICES

COMMITTEE ON 17th APRIL 2012

TOWN OF COTTESLOE

FINANCIAL STATEMENTS

FOR THE PERIOD 1 JULY 2011 TO 31 MARCH 2012

TABLE OF CONTENTS

	Statement of Financial Activity	1
	Operating Statement By Program	2
	Operating Statement By Nature & Type	3
	Balance Sheet	4 - 5
Note 1	Net Current Assets	6
Note 2	Variance Analysis	7 - 9
Note 3	Other Information	
	- List of Payments	10 - 15
	- Reserves	16 - 17
	- Investments	18
	- Loans	19
	- Sundry Debtors	20
	- Rates	21
	- Capital Works Programme	22 - 26
	- Graphs	27 - 28

TOWN OF COTTESLOE

STATEMENT OF FINANCIAL ACTIVITY

FOR THE PERIOD ENDED 1 JULY 2011 TO 31 MARCH 2012

	2011-2012 YTD Actual \$	2011-2012 YTD Budget \$	2011-2012 Budget \$	2011-2012 Revised Budget \$	Variations YTD Actual to YTD Budget \$	Variations YTD Actual to YTD Budget %
Operating Revenue						
General Purpose Funding	365,237	303,948	386,530	411,770	61,289	20%
Governance	50,954	57,725	69,300	56,162	(6,771)	(12%)
Law, Order and Public Safety	16,068	14,914	15,900	15,880	1,154	8%
Health	69,869	68,502	71,350	68,470	1,367	2%
Education and Welfare	23,823	20,700	34,449	34,649	3,123	15%
Community Amenities	373,116	393,526	496,185	464,406	(20,410)	(5%)
Recreation and Culture	349,631	322,116	378,148	471,181	27,515	9%
Transport	432,463	520,354	708,367	597,450	(87,891)	(17%)
Economic Services	122,759	171,753	229,000	173,431	(48,994)	(29%)
Other Property and Services	205	1,647	2,200	500	(1,442)	(88%)
Total Operating Revenue	1,804,125	1,875,185	2,391,429	2,293,899	(71,060)	(4%)
Operating Expenditure						
General Purpose Funding	(149,365)	(198,229)	(253,646)	(203,371)	48,864	25%
Governance	(350,507)	(509,436)	(624,790)	(629,284)	158,929	31%
Law, Order and Public Safety	(179,358)	(184,306)	(242,894)	(243,451)	4,948	(3%)
Health	(130,316)	(151,872)	(202,488)	(195,308)	21,556	14%
Education and Welfare	(157,754)	(149,357)	(180,709)	(197,474)	(8,397)	(6%)
Community Amenities	(1,997,324)	(2,142,422)	(2,826,319)	(2,832,859)	145,098	7%
Recreation and Culture	(2,321,645)	(2,385,838)	(3,171,896)	(3,184,044)	64,193	3%
Transport	(1,978,807)	(1,888,040)	(2,615,588)	(2,625,837)	(90,767)	(5%)
Economic Services	(254,921)	(263,877)	(323,090)	(328,569)	8,956	3%
Other Property and Services	(13,110)	0	0	(18,280)	(13,110)	
Total Operating Expenditure	(7,533,107)	(7,873,377)	(10,441,420)	(10,458,477)	340,270	4%
Adjustments for Non Cash						
(Profit)/Loss on Asset Disposals	(36,390)	0	0	(37,765)	(36,390)	
Depreciation	1,381,938	1,345,749	1,794,316	1,813,889	36,189	(3%)
Total Adjustments for Non Cash	1,345,548	1,345,749	1,794,316	1,776,124	(201)	0%
Capital Expense and Revenue						
Additions - Furniture & Equipment	(81,636)	(113,619)	(134,243)	(137,403)	31,983	28%
Additions - Land & Buildings	(207,076)	(289,400)	(306,000)	(393,987)	82,324	28%
Additions - Plant & Equipment	(206,556)	(321,400)	(321,400)	(296,607)	114,844	36%
Additions - Roads	(266,525)	(341,548)	(379,317)	(409,043)	75,023	22%
Additions - Footpaths	(83,781)	(138,703)	(195,500)	(216,250)	54,922	40%
Additions - Drainage	(9,227)	(4,566)	(10,000)	(10,000)	(4,661)	(102%)
Additions - Parks & Reserves	(11,343)	(17,250)	(26,000)	(53,120)	5,907	34%
Additions - Miscellaneous	(97,633)	(76,942)	(76,942)	(76,942)	(20,691)	(27%)
Additions - Street Furniture	(7,988)	0	0	(7,988)	(7,988)	
Additions - Right of Ways	(62,973)	(73,100)	(73,100)	(73,100)	10,127	14%
Additions - Irrigation	(16)	(20,000)	(20,000)	(20,000)	19,984	100%
Proceeds from Disposal of Assets	78,023	133,900	133,900	136,780	(55,877)	(42%)
Proceeds from New Loans	0	0	0	0	0	
Principal Repayments/Disbursements	(227,377)	(227,378)	(318,425)	(318,425)	1	0%
Self Supporting Principal Repayments	20,041	20,041	40,681	40,681	0	0%
Transfer from Reserves	149,485	100,485	100,485	149,485	49,000	49%
Transfer to Reserves	(346,593)	(24,324)	(102,837)	(375,837)	(322,269)	(1,325%)
Total Capital Expense and Revenue	(1,361,175)	(1,393,804)	(1,688,698)	(2,061,756)	32,629	2%
Opening Surplus / (Deficit)	735,013	281,338	281,338	735,013	453,675	(161%)
Closing Surplus / (Deficit)	2,715,501	1,898,126	0	3,466	817,375	(43%)
AMOUNT REQUIRED FROM RATES	(7,725,097)	(7,663,035)	(7,663,035)	(7,718,663)	(62,062)	

TOWN OF COTTESLOE

OPERATING STATEMENT BY PROGRAM

FOR THE PERIOD ENDED 1 JULY 2011 TO 31 MARCH 2012

	2011-2012 Actual \$	2011-2012 YTD Budget \$	2011-2012 Budget \$	2011-2012 Revised Budget \$	Variances Budget to YTD Actual \$	Variances Budget to YTD Actual %
Revenue from Ordinary Activities						
General Purpose Funding	8,090,334	7,966,983	8,049,565	8,130,433	123,351	2%
Governance	42,042	57,725	69,300	47,750	(15,683)	(27%)
Law, Order and Public Safety	16,068	14,914	15,900	15,880	1,154	8%
Health	69,869	68,502	71,350	68,470	1,367	2%
Education and Welfare	23,823	20,700	34,449	34,649	3,123	15%
Community Amenities	366,194	393,526	496,185	457,484	(27,332)	(7%)
Recreation and Culture	288,391	294,116	350,148	441,803	(5,725)	(2%)
Transport	395,372	473,853	649,700	522,161	(78,481)	(17%)
Economic Services	118,828	171,753	229,000	169,500	(52,925)	(31%)
Other Property and Services	205	1,647	2,200	500	(1,442)	(88%)
Total Operating Revenue	9,411,126	9,463,719	9,967,797	9,888,130	(52,593)	(1%)
Expenses from Ordinary Activities						
General Purpose Funding	(149,365)	(198,229)	(253,646)	(203,371)	48,864	25%
Governance	(349,679)	(509,364)	(624,689)	(629,184)	159,685	31%
Law, Order and Public Safety	(179,358)	(184,306)	(242,895)	(243,451)	4,948	3%
Health	(130,316)	(151,872)	(202,488)	(195,308)	21,556	14%
Education and Welfare	(157,754)	(149,357)	(182,709)	(197,474)	(8,397)	(6%)
Community Amenities	(1,997,324)	(2,142,422)	(2,824,531)	(2,832,859)	145,098	7%
Recreation and Culture	(2,019,173)	(2,121,186)	(2,771,637)	(2,783,998)	102,013	5%
Transport	(1,977,429)	(1,888,040)	(2,615,588)	(2,625,837)	(89,389)	(5%)
Economic Services	(254,921)	(263,877)	(323,091)	(328,569)	8,956	3%
Other Property and Services	(13,110)	0	0	(18,280)	(13,110)	
Total Operating Expenditure	(7,228,429)	(7,608,653)	(10,041,274)	(10,058,331)	380,224	5%
Borrowing Costs						
Governance	(829)	(72)	(100)	(100)	(757)	(1,051%)
Recreation and Culture	(302,469)	(264,652)	(400,046)	(400,046)	(37,817)	(14%)
Total	(303,298)	(264,724)	(400,146)	(400,146)	(38,574)	(15%)
Grants / Contributions for Asset Development						
Recreation and Culture	61,237	28,000	28,000	28,000	33,237	
Transport	19,091	46,501	58,667	58,667	(27,410)	(59%)
Total	80,328	74,501	86,667	86,667	5,827	8%
Profit/ (Loss) on Asset Disposal						
Governance	8,912	0	0	8,912	8,912	
Community Amenities	6,922	0	0	6,922	6,922	
Recreation and Culture	3	0	0	1,378	3	
Transport	16,622	0	0	16,622	16,622	
Economic Services	3,931	0	0	3,931	3,931	
Total	36,390	0	0	37,765	36,390	
NET PROFIT OR LOSS	1,996,117	1,664,843	(386,956)	(445,915)	331,274	(20%)

TOWN OF COTTESLOE

OPERATING STATEMENT BY NATURE & TYPE

FOR THE PERIOD ENDED 1 JULY 2011 TO 31 MARCH 2012

	2011-2012 YTD Actual \$	2011-2012 YTD Budget \$	2011-2012 Budget \$	2011-2012 Revised Budget	Variances Budget to Actual YTD \$	Variances Budget to Actual YTD %
Operating Revenue						
Rates	7,725,097	7,663,035	7,663,035	7,718,663	62,062	1%
Grants - Operating	165,578	161,129	225,071	225,071	4,449	3%
Fees & Charges	1,090,099	1,321,276	1,656,958	1,521,663	(231,177)	(17%)
Interest Earnt	149,902	110,574	143,709	143,709	39,328	36%
Other Revenue	280,451	207,705	279,024	279,024	72,746	35%
Total Operating Revenue	9,411,127	9,463,719	9,967,797	9,888,130	(52,592)	(1%)
Operating Expenditure						
Employee Costs	(2,332,339)	(2,373,317)	(3,238,138)	(3,238,138)	40,978	2%
Contractors and Materials	(2,703,344)	(2,987,182)	(3,868,895)	(3,868,895)	283,838	10%
Depreciation	(1,381,938)	(1,345,749)	(1,794,316)	(1,813,889)	(36,189)	(3%)
Insurance	(152,459)	(107,679)	(153,475)	(153,475)	(44,780)	(42%)
Interest Expense	(303,298)	(264,724)	(400,147)	(400,147)	(38,574)	(15%)
Utility Costs	(128,083)	(169,263)	(143,590)	(143,590)	41,180	24%
Other Expenses	(530,267)	(625,463)	(842,859)	(838,965)	95,196	15%
Total Operating Expenditure	(7,531,728)	(7,873,377)	(10,441,420)	(10,457,099)	341,649	4%
Grants/Contributions - Non Operating	80,328	74,501	86,667	86,667	5,827	8%
Profit on Asset Disposals	37,768	0	0	37,765	37,768	
Loss on Asset Disposals	(1,378)	0	0	(1,378)	(1,378)	
NET PROFIT OR LOSS	1,996,117	1,664,843	(386,956)	(445,915)	331,274	20%

TOWN OF COTTESLOE

STATEMENT OF FINANCIAL POSITION

FOR THE PERIOD 1 JULY 2011 TO 31 MARCH 2012

	2011-2012 YTD Actual	2010-2011 YTD Actual	2010-2011 Actual
CURRENT ASSETS			
Receivables			
Rates	369,002	394,926	51,361
Sundry Debtors	36,433	37,656	97,249
Accrued Income	54,000	0	7,557
Self Supporting Loans	20,639	19,461	40,680
Other	0	(640)	0
GST	(18)	0	0
Inventories			
Stock - Books	46,404	50,276	46,404
Cash Assets			
Municipal Account	23,537	55,105	(15,207)
Till Floats	700	700	700
Investment Account	51,177	5,122	267,564
Term Investments	2,700,351	2,014,722	1,059,011
Restricted - Reserves	933,762	910,984	736,655
Restricted - Trust	534,645	531,336	534,733
TOTAL CURRENT ASSETS	4,770,632	4,019,648	2,826,707
CURRENT LIABILITIES			
Payables	236,272	295,309	283,042
Payable Trust	565,948	551,996	534,745
Accrued Expenses	318,672	366,356	528,149
Income in Advance	0	0	0
Interest Bearing Liabilities	91,046	86,312	318,423
Provisions	399,628	421,558	397,394
TOTAL CURRENT LIABILITIES	1,611,566	1,721,531	2,061,753
NON CURRENT ASSETS			
Receivables			
Deferred Rates & ESL	191,913	189,518	201,092
Self Supporting Loans	380,754	421,434	380,754
Property Plant and Equipment			
Furniture and Equipment	410,538	424,526	408,516
Land and Buildings	12,104,155	11,833,705	12,135,530
Plant and Equipment	654,784	701,024	647,341
Equity Investments	1,216,445	1,298,114	1,216,445
Infrastructure			
Roads	7,211,928	7,515,490	7,458,971
Footpaths	1,691,584	1,713,093	1,742,520
Drainage	3,572,443	3,663,901	3,640,987
Parks and Reserves	160,237	221,702	194,698
Miscellaneous	696,320	660,038	659,469
Street Furniture	243,956	252,707	255,018
Right of Ways	108,091	42,187	46,922
Irrigation	364,895	414,408	417,777
TOTAL NON CURRENT ASSETS	29,008,043	29,351,847	29,406,040

TOWN OF COTTESLOE

STATEMENT OF FINANCIAL POSITION

FOR THE PERIOD 1 JULY 2011 TO 31 MARCH 2012

	2011-2012 YTD Actual	2010-2011 YTD Actual	2010-2011 Actual
NON CURRENT LIABILITIES			
Interest Bearing Liabilities	6,208,229	6,526,652	6,208,230
Provisions	45,428	23,152	45,428
TOTAL NON CURRENT LIABILITIES	6,253,657	6,549,804	6,253,658
NET ASSETS	25,913,452	25,100,160	23,917,336
EQUITY			
Reserves - Cash Backed	933,763	910,984	736,655
Reserves - Asset Revaluation	109,426	156,569	109,426
Retained Surplus	24,870,263	24,032,607	23,071,255
TOTAL EQUITY	25,913,452	25,100,160	23,917,336
RESERVES - CASH BACKED			
Opening Balance	736,654	1,211,194	1,211,194
Transfer to Reserves	346,593	281,625	478,195
Transfer from Reserves	(149,485)	(581,835)	(952,735)
TOTAL RESERVES - CASH BACKED	933,762	910,984	736,654
RESERVES - ASSET REVALUATION			
Opening Balance	109,426	156,569	109,426
TOTAL RESERVES - ASSET REVALUATION	109,426	156,569	109,426
RETAINED SURPLUS			
Opening Balance	23,071,255	21,078,211	21,078,211
Change in Net Assets from Operations	1,996,117	2,654,186	1,518,505
Transfer from Reserve	149,485	581,835	952,735
Transfer to Reserve	(346,593)	(281,625)	(478,195)
TOTAL RETAINED SURPLUS	24,870,264	24,032,607	23,071,256
TOTAL EQUITY	25,913,452	25,100,160	23,917,336

TOWN OF COTTESLOE

STATEMENT OF FINANCIAL ACTIVITY

FOR THE PERIOD ENDED 1 JULY 2011 TO 31 MARCH 2012

Note 1. NET CURRENT ASSETS

	2011/12 YTD Actual	2010/11 Forecast
CURRENT ASSETS	4,770,632	2,825,110
- Less Trust Bank Account	534,645	535,000
- Less Self Supporting Loans	20,639	40,680
- Reserves	933,762	735,000
ADJUSTED CURRENT ASSETS	3,281,586	1,514,430
CURRENT LIABILITIES	1,611,566	2,050,753
- Less Trust	565,948	535,000
- Less Loans	91,046	318,423
- Less Provisions	399,628	400,000
- Other	(11,141)	17,913
ADJUSTED CURRENT LIABILITIES	566,085	779,417
SURPLUS / (DEFICIT)	2,715,501	735,013

TOWN OF COTTESLOE

STATEMENT OF FINANCIAL ACTIVITY - VARIANCE ANALYSIS

FOR THE PERIOD ENDED 1 JULY 2011 TO 31 MARCH 2012

Note 2. VARIANCES (Report on material variances from the Statement of Financial Activity)
 (Material variances are deemed to be greater than 15% or \$25,000)

OPERATING REVENUE

<u>Program/Nature & Type</u>	<u>YTD Actual</u> \$	<u>YTD Budget</u> \$	<u>Variance</u> \$	<u>Variance</u> %	<u>Impact of Variation</u>	<u>Main Factors</u> \$	<u>Manager</u>	<u>Officer</u>	<u>Main Factors Influencing Variance</u>
General Purpose Funding	365,237	303,948	61,289	20%	Extra revenue	33,824	MCCS	FM	Extra interest revenue Extra revenue from instalment administration charges Extra grant funding
					Extra revenue	7,165	MCCS	FM	
					Extra revenue	10,356	MCCS	FM	
Recreation & Culture	349,631	322,116	27,515	9%	Extra revenue Extra funding linked to extra expenditure Timing	46,410	MES	FM	Reimbursements
						37,259	FM	FM	Timing of Grant Funding
						(62,167)	MES	FM	Timing of Lease charges
Transport	432,463	520,354	(87,891)	(17%)	Reduced revenue	(107,600)	MCCS	SR	Revenue from parking infringements is less than expected
						15,801	MES	FM	Timing of direct grant
Economic Services	122,759	171,753	(48,994)	(29%)	Reduced revenue	(48,994)	MDS	SBS	Fees and charges for building less than budgeted
Other Property & Services	205	1,647	(1,442)	(88%)	Reduced revenue	(1,442)	MCCS	FM	Reimbursements less than anticipated

TOWN OF COTTESLOE

STATEMENT OF FINANCIAL ACTIVITY - VARIANCE ANALYSIS

FOR THE PERIOD ENDED 1 JULY 2011 TO 31 MARCH 2012

Note 2. VARIANCES (Report on material variances from the Statement of Financial Activity)

OPERATING EXPENDITURE

Program/Nature & Type	YTD Actual \$	YTD Budget \$	Variance \$	Variance %	Explanation	Main Factors \$	Manager	Officer
General Purpose Funding	(149,365)	(198,229)	48,864	25%	Reduced expenditure	49,580	MCCS	FM
Governance	(350,507)	(509,436)	158,929	31%	Timing	82,592	MCCS	FM
					Timing	20,136	MCCS	FM
					Timing	14,545	MCCS	FM
					Timing	33,500	MCCS	Various
					Extra expenditure offset in reduced wages	(27,214)	MCCS	FM
					Timing	14,215	MCCS	FM
Community Amenities	(1,997,324)	(2,142,422)	145,098	7%	Timing	42,979	MDS	MDS
					Timing	32,247	MDS	MDS
					Project deferred	29,026	MDS	SO
					Timing	12,437	MDS	PEHO
Recreation & Culture	(2,321,645)	(2,385,838)	64,193	3%	Reduced expenditure	87,675	MES	WS
Transport	(1,978,807)	(1,888,040)	(90,767)	(5%)	Increased expenditure	(118,457)	FM	FM
					Reduced expenditure	24,168	MCCS	SR

TOWN OF COTTESLOE

STATEMENT OF FINANCIAL ACTIVITY - VARIANCE ANALYSIS

FOR THE PERIOD ENDED 1 JULY 2011 TO 31 MARCH 2012

Note 2. VARIANCES (Report on material variances from the Statement of Financial Activity)

CAPITAL, NON CASH & RESERVE TRANSFERS

	<u>YTD Actual</u>	<u>YTD Budget</u>	<u>Variance</u>	<u>Variance</u>	<u>Explanation</u>	<u>Main Factors</u>	<u>Manager</u>	<u>Officer</u>
	\$	\$	\$	%				
<u>Capital Expenditure</u>								
- Furniture & Equipment	(81,636)	(113,619)	31,983	28% Timing		31,983	FM/MCCS	Ocean IT
- Land & Buildings	(207,076)	(289,400)	82,324	28% Timing		60,000	MES	MES
- Plant & Equipment	(206,556)	(321,400)	114,844	36% Timing/Possible savings		114,844	MES	MES
- Infrastructure Roads	(266,525)	(341,548)	75,023	22% Timing		75,023	MES	MES
- Infrastructure Footpaths	(83,781)	(138,703)	54,922	40% Timing		54,922	MES	MES
- Infrastructure Drainage	(9,227)	(4,566)	(4,661)	(102%) Timing		(4,661)	MES	MES
- Infrastructure Parks & Reserves	(11,343)	(17,250)	5,907	34% Timing		5,907	MES	MES
- Infrastructure Miscellaneous	(97,633)	(76,942)	(20,691)	(27%) Timing		(20,691)	MES	MES
- Infrastructure Irrigation	(16)	(20,000)	19,984	100% Timing		19,984	MES	MES
<u>Capital Income</u>								
- Proceeds from Disposal of Assets	78,023	133,900	(55,877)	(42%) Timing		(55,877)	FM/MES	FM/MES
<u>Transfers To/From Reserves</u>								
- Transfers from Reserves	149,485	100,485	49,000	(49%) reserves	Increased transfers from reserves	49,000	FM	FM
- Transfer to Reserves	346,593	24,324	322,269	(1,325%) reserves	Increased transfers to reserves	322,269	MCCS	FM

TOWN OF COTTESLOE

LIST OF ACCOUNTS PAID DURING MARCH 2012 AND PRESENTED TO A MEETING OF THE WORKS & CORPORATE SERVICES COMMITTEE HELD ON 17th APRIL 2012

CERTIFICATE OF CHIEF EXECUTIVE OFFICER



<u>Date</u>	<u>Payment Reference</u>	<u>Payee</u>	<u>Description</u>	<u>Amount</u>
7/03/2012	00023422	Curtin University of Technology	Registration - Urban Regeneration	905.40
7/03/2012	00023423	Dept of Premier & Cabinet	Government Gazette ad 14 Feb 12	143.00
7/03/2012	00023424	Harvey Norman - Peppermint Grove	Mobile phone	68.00
7/03/2012	00023425	Landmark Operations Limited	Rabbit bait	430.10
7/03/2012	00023426	Stamp-It Rubber Stamps	Various stamps for records	248.07
7/03/2012	00023427	Synergy	Auxiliary lighting charges 28 Jan - 27 Feb 12	396.75
7/03/2012	00023428	Telstra Corporation Limited	Telephone charge 13 Feb - 13 Mar 12	1,294.17
7/03/2012	00023429	Town of Cottesloe	Petty cash reimbursement	391.10
8/03/2012	00023430	Australian Catholic Superannuation Fund	Superannuation	170.26
8/03/2012	00023431	REST Superannuation	Superannuation	146.22
8/03/2012	00023432	WA Local Govt Superannuation Plan	Superannuation	15,388.67
8/03/2012	00023433	M S Crowder	Bond refund 9 Overton Gardens	1,000.00
15/03/2012	00023434	Alinta	Gas supply 9 Aug - 1 Nov 11	29.85
15/03/2012	00023435	Australasian Performing Right Association	Revised fees 2010/2011	226.82
15/03/2012	00023436	Battery World O'Connor	Battery	240.00
15/03/2012	00023437	Planning Institute of Australia	Place making The art & practice of creating great communities	35.00
15/03/2012	00023438	Seuberts Panel & Paint	Insurance excess	300.00
15/03/2012	00023439	Stamp-It Rubber Stamps	Self inking stamps for records	55.00
15/03/2012	00023440	Synergy	Streelight 25 Jan - 24 Feb 12	12,916.15
15/03/2012	00023441	Telstra Corporation Limited	Mobile charges 28 Feb - 27 Mar 12	907.99
15/03/2012	00023442	Water Corporation	Water use various locations	1,189.55
15/03/2012	00023443	Imperial Pools	Bond refund 50 Pearse St	1,000.00
15/03/2012	00023444	Robert Holl Master Builders	Bond refund 68 Eric St	1,000.00
15/03/2012	00023445	Perth Diocesan Trustees	Overpayment Refund	1,316.70
15/03/2012	00023446	Perth Diocesan Trustees	Overpayment Refund	280.00
15/03/2012	00023447	K G & L J Kavanagh	Overpayment Refund	492.01

<u>Date</u>	<u>Payment Reference</u>	<u>Payee</u>	<u>Description</u>	<u>Amount</u>
15/03/2012	00023448	G J Marusic & T Dichiera	Overpayment Refund	582.22
20/03/2012	00023449	K L Neill	Overpayment Refund	481.72
20/03/2012	00023450	G H Myers	Overpayment Refund	526.51
20/03/2012	00023451	R F Beckwith	Overpayment Refund	850.28
20/03/2012	00023452	P W Travers-Drapes	Overpayment Refund	1,013.33
20/03/2012	00023453	R W Churchill	Overpayment Refund	786.28
20/03/2012	00023454	D E Richardson	Overpayment Refund	325.00
20/03/2012	00023455	H T & J Apsimon	Overpayment Refund	595.44
20/03/2012	00023456	P S & J A Plaisted	Overpayment Refund	255.88
20/03/2012	00023457	Town of Cottesloe	Overpayment Refund	97.95
20/03/2012	00023458	M Etherington	Overpayment of rates Assessment 800 (dishonoured cheque)	69.00
22/03/2012	00023459	Cobblestone Concrete	Refund - paid to TOC instead of Nedlands - property search	18,222.21
22/03/2012	00023460	Hewlett Packard Australia Pty Ltd	Installed footpath Napier St	8,343.73
22/03/2012	00023461	Water Corporation	Annual Local support contract 11/12	1,249.25
22/03/2012	00023462	Westnet Pty Ltd	Water charge various locations	531.03
22/03/2012	00023463	Australian Catholic Superannuation Fund	Internet access	168.75
22/03/2012	00023464	REST Superannuation	Superannuation	146.22
22/03/2012	00023465	WA Local Govt Superannuation Plan	Superannuation	15,288.09
29/03/2012	00023466	Austcover Pty Ltd	Renewal of annual volunteer group insurance	410.00
29/03/2012	00023467	Car Parking Technologies Ltd	Maintenance charge Oct - Dec 11	3,067.62
29/03/2012	00023468	Harvey Norman - Peppermint Grove	Samsung Tablet	649.00
29/03/2012	00023469	Synergy	Electricity supply to various locations	1,505.50
29/03/2012	00023470	Town of Cottesloe	Leaving gift	250.00
29/03/2012	00023471	Water Corporation	Water supply various locations	11,595.65
29/03/2012	00023472	R C & J M Bower	Overpayment Refund	325.00
29/03/2012	00023473	S L Clark	Overpayment Refund	143.15
29/03/2012	00023474	R H J & S M A Court	Overpayment Refund	494.41
29/03/2012	00023475	D Jendry	Overpayment Refund	248.72
29/03/2012	00023476	A E & D C Rowe	Overpayment Refund	305.08
29/03/2012	00023477	J H Bosworth	Overpayment Refund	114.52
29/03/2012	00023478	R A Cole	Overpayment Refund	239.78
29/03/2012	00023479	D G Roach	Overpayment Refund	280.92
29/03/2012	00023480	X Y Guo & W James	Overpayment Refund	108.26
29/03/2012	00023481	K Bond & M B Woodall-Bond	Overpayment Refund	106.46
29/03/2012	00023482	A F Johnson	Overpayment Refund	266.12
29/03/2012	00023483	P W & M C Shields	Overpayment Refund	94.47
29/03/2012	00023484	V P & H E Keane	Overpayment Refund	236.20
1/03/2012	501.98000	Australian Taxation Office	Business Activity Statement - February 2012	31,890.00
8/03/2012	502.1020	By Word of Mouth Pty Ltd	Catering for council meeting 22 Feb 12	418.00
8/03/2012	502.1083	Zip Heaters (Aust) Pty Ltd	Service/replace filter on water unit	301.04
8/03/2012	502.1099	O'Connor Lawnmower & Chainsaw Centre	3 chains & 20 edger blades	360.20
8/03/2012	502.1116	Kyocera Mita Australia Pty Ltd	Photocopying reading 23 Dec - 15 Jan 12	225.70
8/03/2012	502.1185	Cool Clear Water Group Ltd	Quarterly maintenance water dispenser	198.00
8/03/2012	502.12	CSP Industries Pty Ltd	Service plant equipment	113.60
8/03/2012	502.1200	Adams Coachlines	Cott Cat shuttle service - Feb 12	7,370.00

<u>Date</u>	<u>Payment Reference</u>	<u>Payee</u>	<u>Description</u>	<u>Amount</u>
8/03/2012	502.1245	Nu-Trac Rural Contracting	Beach cleaning - Feb 12	9,350.00
8/03/2012	502.1286	Total Eden Pty Ltd	Irrigation hardware supplies	489.50
8/03/2012	502.1297	Hot Chilli Source	Gloves and dust masks	1,144.00
8/03/2012	502.198	Australian Institute of Management	World Intermediate 2007/2010 course 31 Jan 2012	465.00
8/03/2012	502.20	Hillmack Sales (Australia) Pty Ltd	Footpath mix	1,406.00
8/03/2012	502.201	Environmental Printing Company	Stationery supplies	1,144.00
8/03/2012	502.21	Landgate	Title & online search - Jan 12	48.00
8/03/2012	502.210	Hays Specialist Recruitment (Aust.)	Temporary administration officer	1,658.36
8/03/2012	502.222	W Richards	Reimbursement of internet Oct 11 - Feb 12	250.00
8/03/2012	502.37	Corporate Express Australia Ltd	Heavy duty bin liners	1,097.25
8/03/2012	502.38	Veolia Environmental Services	Site charge for depot skip bin	163.17
8/03/2012	502.46	Professional Tree Surgeons	Remove tree @ 8 Reginald Street	1,023.00
8/03/2012	502.510	Complete Pest Management Services	Monthly rat baiting	480.50
8/03/2012	502.573	Wilson Technology Solutions	Upgrade EnforcIT to enable FER processing	10,574.30
8/03/2012	502.75	Safety Zone Australia Pty Ltd	Safety wear	255.09
8/03/2012	502.77	Galvins Plumbing Supplies	Plumbing supplies	229.84
8/03/2012	502.79	Perth Irrigation Centre	Irrigation hardware supplies	143.88
8/03/2012	502.85	Western Metropolitan Regional Council	Transfer station disposal	10,493.11
8/03/2012	502.89	Major Motors Pty Ltd	Service of four fleet vehicles	1,161.47
8/03/2012	503.5	LGRCEU	Payroll Deduction - Union	139.20
15/03/2012	504.1020	By Word of Mouth Pty Ltd	Catering - Council and committee meetings	1,336.50
15/03/2012	504.1042	Recall Information Management Pty Ltd	Shredding service - Feb 12	66.11
15/03/2012	504.1093	DORMA Automatics Pty Ltd	Call-out fee- front doors	313.50
15/03/2012	504.1099	O'Connor Lawnmower & Chainsaw Centre	Sitih blower, leaf blower & parts	1,113.20
15/03/2012	504.1157	GHD Pty Ltd	Town of Mosman Park & Cottesloe combined depot	2,750.00
15/03/2012	504.116	Programmed Maintenance Services Limited	Annual Maintenance Pearse St footbridge & beach rotunda	6,871.46
15/03/2012	504.122	Jackson McDonald Lawyers	Legal fees	1,300.75
15/03/2012	504.125	Fremantle Glass Pty Ltd	Reglaze window-Blue room, Lesser Hall & toilets	1,805.00
15/03/2012	504.132	Landfill Gas & Power Pty Ltd	Greenpower supply	4,063.84
15/03/2012	504.139	Australia Post	Monthly mail service	960.00
15/03/2012	504.1419	Aircotec	Service aircon @ depot	1,045.00
15/03/2012	504.146	Bring Couriers	Courier service	35.32
15/03/2012	504.1473	Eco Resources Pty Ltd	Receive waste/rubble from Town of Cottesloe from December 2011 to March 2012	3,300.00
15/03/2012	504.188	Bob Jane T-Mart	Replace tyre on fleet vehicle	305.00
15/03/2012	504.19	McLeods Barristers & Solicitors	Legal advice	1,116.72
15/03/2012	504.20	Hillmack Sales (Australia) Pty Ltd	Footpath mix	280.00
15/03/2012	504.21	Hays Specialist Recruitment (Aust.)	Monthly title & online search	227.12
15/03/2012	504.26	Greenway Enterprises	Temporary administration officer w/e 2 Mar 12	1,658.36
15/03/2012	504.37	Corporate Express Australia Ltd	Hardware supplies	98.15
15/03/2012	504.44	JHY Haines Norton Chartered Accountants	Stationery order	1,959.48
15/03/2012	504.508	Indiana Cottesloe Beach	Financial management review	16,067.22
15/03/2012	504.510	Complete Pest Management Services	Refurbishment & upgrade public toilets @ Indiana's	44,000.00
15/03/2012	504.525	GC Sales (WA)	Treat bee hive in verge tree	165.00
15/03/2012	504.540	Kerb Doctor	20 120l bins & 20 240L recycle bins	3,938.00
			Kerbing work Jarrad St	550.00

<u>Date</u>	<u>Payment Reference</u>	<u>Payee</u>	<u>Description</u>	<u>Amount</u>
15/03/2012	504.544	B M Pember	Consulting services	\$ 2,964.50
15/03/2012	504.602	WA Treasury Corporation	Loan Number 107 repayment	\$ 224,801.73
15/03/2012	504.759	Adshel Street Furniture Pty Ltd	Cott Cat advertising	\$ 999.13
15/03/2012	504.79	Perth Irrigation Centre	Irrigation hardware supplies	\$ 6.72
15/03/2012	504.83	Flexi Staff Pty Ltd	Temporary depot staff w/e 3 Mar 12	\$ 665.72
15/03/2012	504.84	West Australian Local Government Association	WALGA courses for councillors and staff	\$ 1,635.00
15/03/2012	504.85	Western Metropolitan Regional Council	Transfer station disposal	\$ 16,238.11
15/03/2012	504.88	Ocean IT Pty Ltd	Internet set up & service	\$ 544.50
15/03/2012	504.900	Red 11	HP LaserJet	\$ 968.91
15/03/2012	504.998	Road Signs Australia Pty Ltd	No Parking stencil	\$ 104.50
20/03/2012	505.176	Custom Service Leasing Pty Ltd	Fuel for company vehicles	\$ 9,317.54
21/03/2012	506.1098	National Australia Bank Business Visa	Secure Site Pro + EV RN and Insurance for website & council email & monthly credit card fee	\$ 1,371.76
22/03/2012	507.105	Active Transport & Tilt Tray Service	Vehicle towed to impound yard	\$ 99.00
22/03/2012	507.1050	Turf & Horticulture Industries	Turf laying and sprinkler installed	\$ 2,585.00
22/03/2012	507.11	Swanbourne Hardware	Hardware supplies - Feb 12	\$ 839.60
22/03/2012	507.1121	Fast Finishing Services	Binding of 2010/2011 minutes	\$ 363.00
22/03/2012	507.1142	Fleet Partners Pty Ltd	Lease vehicle	\$ 875.53
22/03/2012	507.1151	11T Pty Ltd	Support plan CMS - Mar 12	\$ 132.00
22/03/2012	507.128	Down Packaging (WA) Pty Ltd	Doggy bags	\$ 203.50
22/03/2012	507.1334	Total Under Stump Grinding Pty Ltd	Grind stumps @ various locations	\$ 341.00
22/03/2012	507.1350	I A Dalley	Corporate uniform	\$ 89.95
22/03/2012	507.1474	West Coast Institute of Training	Carbon Management - 2 Day Workshop	\$ 963.00
22/03/2012	507.1480	IRIS Consulting Group Pty Ltd	Planning for Digitisation course 16 Mar	\$ 490.00
22/03/2012	507.17	Post Newspaper Pty Ltd	Cottesloe Council News	\$ 1,320.00
22/03/2012	507.19	McLeods Barristers & Solicitors	Legal fees Food Act	\$ 533.82
22/03/2012	507.199	ADH Motorised Golf Cars & Utility	Service of club cars	\$ 50.72
22/03/2012	507.205	Cottesloe News Delivery	Daily newspapers 22 Jan - 18 Feb 12	\$ 2,684.48
22/03/2012	507.210	Hays Specialist Recruitment (Aust.)	Temporary administration officers	\$ 2,079.00
22/03/2012	507.25	P & A Hughes & Sons	Remove waste from depot	\$ 158.60
22/03/2012	507.26	Greenway Enterprises	Hardware supplies	\$ 53.47
22/03/2012	507.35	Cottesloe IGA	Food supplies for staff meeting	\$ 755.24
22/03/2012	507.37	Corporate Express Australia Ltd	Stationery order	\$ 1,595.00
22/03/2012	507.44	UHY Haines Norton Chartered Accountants	Registration - Financial Reporting & Management Workshop	\$ 1,254.00
22/03/2012	507.46	Professional Tree Surgeons	Tree work @ Civic Centre	\$ 3,946.28
22/03/2012	507.49	Charles Service Company	Cleaning contract - Feb 12	\$ 162.03
22/03/2012	507.517	Bale Data Services	Three Rolls of inkjet paper	\$ 2,450.25
22/03/2012	507.544	B M Pember	Consulting services	\$ 327,341.00
22/03/2012	507.545	Fire & Emergency Services WA	2011/2012 Emergency Services Levies (third instalment)	\$ 2,836.71
22/03/2012	507.55	Shire of Peppermint Grove	Contribution to library project	\$ 141.38
22/03/2012	507.555	K R Sputore	Reimbursement for coastcare meetings & events	\$ 440.00
22/03/2012	507.574	Burgess Rawson (WA) Pty Ltd	Quarterly lease fee W3160/L2696-1 1 Apr - 30 Jun 12	\$ 137.50
22/03/2012	507.580	St John Ambulance Australia (WA) In	Senior First Aid Course - Refresher	\$ 55.77
22/03/2012	507.62	Bunnings Group Ltd	Hardware supplies	\$ 330.55
22/03/2012	507.735	Alloy & Stainless Products Pty Ltd	6 rolls of whip cord	\$ 41.97
22/03/2012	507.75	Safety Zone Australia Pty Ltd	Safety wear	\$

<u>Date</u>	<u>Payment Reference</u>	<u>Payee</u>	<u>Description</u>	<u>Amount</u>
22/03/2012	507.77	Galvins Plumbing Supplies	Plumbing supplies	\$ 311.45
22/03/2012	507.79	Perth Irrigation Centre	Irrigation hardware supplies	\$ 174.53
22/03/2012	507.803	Natural Area Holdings Pty Ltd	Coastal weed control	\$ 2,238.60
22/03/2012	507.83	Flexi Staff Pty Ltd	Temporary depot staff w/e 9 Mar 12	\$ 323.07
22/03/2012	507.84	West Australian Local Government Association	MarketForce ad - Feb 12	\$ 2,735.11
22/03/2012	507.88	Ocean IT Pty Ltd	Managed Onsite IT support - Mar 12	\$ 8,682.30
22/03/2012	507.900	Red 11	Epson Zoom Lens	\$ 1,379.80
22/03/2012	507.908	Transpacific Cleanaway	Domestic & commercial bulk waste collection	\$ 47,871.12
22/03/2012	507.954	Bin Bath Australia Pty Ltd	Cleaning of rubbish bins	\$ 237.16
22/03/2012	507.986	Colleagues Printing Solutions	20 Ranger badges	\$ 605.00
22/03/2012	507.988	Securex Pty Ltd	Monitoring service 1 Apr - 30 Jun 12	\$ 343.20
22/03/2012	507.998	Road Signs Australia Pty Ltd	"No Fires" signs	\$ 556.60
22/03/2012	508.5	LGRCEU	Payroll Deduction - Union fees	\$ 139.20
29/03/2012	509.1020	By Word of Mouth Pty Ltd	Catering for meeting	\$ 341.00
29/03/2012	509.111	Murphy's Electrical Company	Inspect/repair street light outside 6 & 8 Millers Court	\$ 380.60
29/03/2012	509.1116	Kyocera Mita Australia Pty Ltd	Monthly reading for photocopiers	\$ 654.83
29/03/2012	509.1121	Fast Finishing Services	Binding of Fair Work Act 2009	\$ 82.50
29/03/2012	509.1131	Globe Australia Pty Ltd	4 x 20lt soil wetter	\$ 871.20
29/03/2012	509.128	Total Packaging (WA) Pty Ltd	Dog waste bags	\$ 1,388.75
29/03/2012	509.148	Cartridge World - Cottesloe	Cartridge refills	\$ 114.00
29/03/2012	509.1482	Melville Mitsubishi	New Triton 4 x 4 vehicle 1DWA165	\$ 36,582.00
29/03/2012	509.1486	Leighton Panel & Paint Bicton	Excess for Toyota Hilux 1DMD065	\$ 300.00
29/03/2012	509.165	Tactile Indicators Pty Ltd	Repair tactile pavers @ TAPSS & Marine Parade	\$ 500.00
29/03/2012	509.210	Hays Specialist Recruitment (Aust.)	Temporary administration officer w/e 16 Mar 12	\$ 3,296.00
29/03/2012	509.24	Iron Mountain Australia Pty Ltd	Records offsite storage - Feb 12	\$ 132.13
29/03/2012	509.25	P & A Hughes & Sons	Hire of backhoe - Sculptures by the Sea	\$ 2,029.50
29/03/2012	509.26	Greenway Enterprises	Hardware supplies	\$ 341.68
29/03/2012	509.33	Cottesloe Medical Centre	Pre-employment medical	\$ 138.60
29/03/2012	509.35	Cottesloe IGA	Supplies for Clean up Australia Day Event	\$ 34.72
29/03/2012	509.36	Grants of Cottesloe	Assortment of wine for council meetings and functions	\$ 325.95
29/03/2012	509.37	Corporate Express Australia Ltd	Stationery order	\$ 646.98
29/03/2012	509.506	Playground Solutions	Hardware supplies	\$ 246.40
29/03/2012	509.574	Burgess Rawson (WA) Pty Ltd	Quarterly lease fees for W3160/L1735-1 1 Apr - 30 Jun 12	\$ 9,630.50
29/03/2012	509.651	E & MJ Roshier Pty Ltd	Mower blades	\$ 1,305.15
29/03/2012	509.656	Surf Life Saving Western Australia	Lifeguard contract - Mar 12	\$ 25,789.35
29/03/2012	509.70	Digital Mapping Solutions	Consulting services - Upgrade IntraMaps	\$ 1,672.00
29/03/2012	509.78	Roads 2000	Asphalt resurfacing & traffic control in various locations	\$ 27,912.40
29/03/2012	509.79	Perth Irrigation Centre	Irrigation hardware supplies	\$ 254.50
29/03/2012	509.791	Sculpture by the Sea	Sculpture purchased by Town of Cottesloe	\$ 40,000.00
29/03/2012	509.83	Flexi Staff Pty Ltd	Temporary depot staff w/e 17 Mar 12	\$ 959.42
29/03/2012	509.84	West Australian Local Government As	Elected member training courses - Y Hart	\$ 1,240.00
29/03/2012	509.91	Claremont Asphalt	Asphalt repair work	\$ 1,071.40
29/03/2012	509.93	W R Vivian & Sons	Plumbing work - Napier St toilets	\$ 118.69
29/03/2012	509.938	LGISWA OSH Audits & Advisory services Jan - Jun 12	LGISWA OSH Audits & Advisory services Jan - Jun 12	\$ 9,590.35
29/03/2012	509.94	Insight CCS Pty Ltd	After hours answering service - Feb 12	\$ 429.83

<u>Date</u>	<u>Payment Reference</u>	<u>Payee</u>	<u>Description</u>	<u>Amount</u>
29/03/2012	509.988	Securex Pty Ltd	Alarm accidently activated 3 Mar 12	\$ 95.00
1/03/2012		National Australia Bank	Bank fees	\$ 20.43
1/03/2012		Commonwealth Bank of Australia	Bank fees	\$ 120.94
1/03/2012		National Australia Bank	Bank fees	\$ 229.30
1/03/2012		National Australia Bank	Bank fees	\$ 558.62
1/03/2012		National Australia Bank	Bank fees	\$ 71.88
8/03/2012		J L Woodward	Eftpos Refund - Development Application	\$ 139.00
13/03/2012		Town of Cottesloe	Transfer to business investment account	\$ 575,000.00
14/03/2012		Town of Cottesloe Staff	Fortnightly payroll	\$ 73,042.51
15/03/2012		National Australia Bank	Bank fees	\$ 47.30
16/03/2012		Town of Cottesloe	Transfers to reserve deposits as per budget amendments	\$ 248,000.00
27/03/2012		Town of Cottesloe	Transfer to business investment account	\$ 250,000.00
29/03/2012		Town of Cottesloe Staff	Fortnightly payroll	\$ 74,084.36
30/03/2012		National Australia Bank	Bank fees	\$ 214.94
30/03/2012		National Australia Bank	Bank fees	\$ 319.28
30/03/2012		National Australia Bank	Bank fees	\$ 1,167.02
30/03/2012		National Australia Bank	Bank fees	\$ 298.10
30/03/2012		National Australia Bank	Bank fees	\$ 353.24
Grand Total:				\$ 2,362,827.00

Pursuant to Regulation of 13(4) of the local Government (Financial Management) Regulations the total of all other outstanding accounts for payment as at the date of this payment listing being prepared is \$236,289.21

I hereby certify that the above schedule of accounts totalling \$2,362,827.00 as submitted to the Works & Corporate Services Committee meeting held on 17th April 2012

Signed (Chairperson of the Works & Corporate Services Committee)

TOWN OF COTTESLOE

FINANCIAL MANAGEMENT REPORT - COUNCIL FOR THE PERIOD ENDING 31 MARCH 2012

RESERVE FUNDS	2011-2012 ACTUAL	2011-2012 REVISED BUDGET \$	2011-2012 BUDGET \$
(i) Area Improvement			
Purpose: To fund the cost of improving facilities within the Municipality.			
Opening Balance	73,587	70,485	70,485
Transfer from Reserves	(73,927)	(70,485)	(70,485)
Transfer to Reserves	340	0	0
	0	0	0
(ii) Waste Management			
Purpose: To fund the improvement, replacement and expansion of waste management plant, equipment, facilities and services.			
Opening Balance	66,061	65,297	65,297
Transfer from Reserves	0	0	0
Transfer to Reserves	2,638	3,265	3,265
	68,699	68,562	68,562
(iii) Parking Reserve			
Purpose: To set aside funds from developers for the development of parking facilities			
Opening Balance	375,234	371,656	371,656
Transfer from Reserves	0	0	0
Transfer to Reserves	18,546	18,583	18,583
	393,780	390,239	390,239
(iv) Leave Reserve			
Purpose: To set asides funds to assist with the funding of unexpected employee entitlements			
Opening Balance	42,419	41,949	41,949
Transfer from Reserves	0	0	0
Transfer to Reserves	92,518	92,479	12,479
	134,937	134,428	54,428
(v) Civic Centre Reserve			
Purpose: To fund the cost of upgrading the civic centre.			
Opening Balance	17,146	19,353	19,353
Transfer from Reserves	0	0	0
Transfer to Reserves	684	846	846
	17,830	20,199	20,199

TOWN OF COTTESLOE

FINANCIAL MANAGEMENT REPORT - COUNCIL FOR THE PERIOD ENDING 31 MARCH 2012

RESERVE FUNDS	2011-2012 ACTUAL	2011-2012 REVISED BUDGET \$	2011-2012 BUDGET \$
(vi) Property Reserve			
Purpose: To contribute towards future property construction/renewal.			
Opening Balance	81,102	80,000	80,000
Transfer from Reserves	(70,000)	(70,000)	(30,000)
Transfer to Reserves	102,916	103,664	23,664
	114,018	113,664	73,664
(vii) Infrastructure Reserve			
Purpose: To contribute towards future infrastructure construction/renewal.			
Opening Balance	81,104	80,000	80,000
Transfer from Reserves	(9,000)	0	0
Transfer to Reserves	109,375	124,000	44,000
	181,479	204,000	124,000
(viii) Unspent Grants/Funds Reserve			
Purpose: To account for unspent grants/funds at year end			
Opening Balance	0	0	0
Transfer from Reserves	0	0	0
Transfer to Reserves	0	0	0
	0	0	0
(viii) Legal Reserve			
Purpose: To provide funds to provide for legal expenses			
Opening Balance	0	0	0
Transfer from Reserves	0	0	0
Transfer to Reserves	23,017	33,000	0
	23,018	33,000	0
TOTAL RESERVES	933,762	964,092	731,092

TOWN OF COTTESLOE

INVESTMENTS

SCHEDULE OF INVESTMENTS HELD AS AT 31 MARCH 2012

BANK	RATE %	TERM	MATURITY DATE	MUNICIPAL INVESTMENTS	RESERVE FUND	COMMENTS
				\$	\$	
NAB	5.77%	182 DAYS	30-Jun-12	4,898.62		COTTESLOE PRIMARY SCHOOL
NAB	5.77%	182 DAYS	30-Jun-12	4,840.73		NORTH COTT PRIMARY SCHOOL
NAB	5.67%	95 DAYS	6-May-12	538,834.02		TERM INVESTMENTS
BANKWEST	5.00%	30 DAYS	19-Apr-12	464,990.28		TERM INVESTMENTS
WESTPAC	5.53%	90 DAYS	12-May-12	360,066.53		TERM INVESTMENTS
WESTPAC	5.60%	90 DAYS	7-Jun-12	481,975.21		TERM INVESTMENTS
WESTPAC	5.30%	60 DAYS	8-May-12	485,000.00		TERM INVESTMENTS
COMMONWEALTH BANK OF AUSTRALIA	5.30%	30 DAYS	16-Apr-12	359,745.81		TERM INVESTMENTS
WESTPAC	5.65%	90 DAYS	12-Apr-12		72,179.46	RESERVE FUND INVESTMENTS
NAB	5.68%	149 DAYS	30-Jun-12		59,298.14	RESERVE FUND INVESTMENTS
NAB	5.68%	149 DAYS	30-Jun-12		93,210.53	RESERVE FUND INVESTMENTS
NAB	5.68%	149 DAYS	30-Jun-12		71,056.95	RESERVE FUND INVESTMENTS
BANKWEST	5.80%	90 DAYS	2-May-12		351,187.28	RESERVE FUND INVESTMENTS
COMMONWEALTH BANK OF AUSTRALIA	5.33%	51 DAYS	16-May-12		38,828.76	RESERVE FUND INVESTMENTS
COMMONWEALTH BANK OF AUSTRALIA	5.30%	30 DAYS	16-Apr-12		248,000.00	RESERVE FUND INVESTMENTS
				\$2,700,351.20	\$933,761.12	

BANK	\$	%
NATIONAL	\$772,138.99	21.25
WESTPAC	\$1,399,221.20	38.50
BANKWEST	\$816,177.56	22.46
COMMONWEALTH	\$646,574.57	17.79
TOTAL	\$3,634,112.32	100.00

TOWN OF COTTESLOE

LOANS

SCHEDULE OF LOANS HELD AS AT 31 MARCH 2012

BANK	REF NO.	RATE %	PERIOD	MATURITY DATE	BALANCE OWING	LAST INSTALMENT DATE	NEXT INSTALMENT DATE	CURRENT LIABILITY	NON-CURRENT LIABILITY	COMMENTS
WA TREASURY	104	5.85%	10 YEARS	20-Oct-14	\$72,284.28	20-Oct-11	20-Apr-12	\$11,210.09	\$61,074.19	COTTESLOE TENNIS CLUB
WA TREASURY	105	6.22%	15 YEARS	6-Oct-23	\$329,108.48	6-Oct-11	6-Apr-12	\$9,428.73	\$319,679.75	SEA VIEW GOLF CLUB
WA TREASURY	106	5.25%	10 YEARS	3-Apr-19	\$1,274,076.24	3-Oct-11	3-Apr-12	\$70,406.70	\$1,203,669.54	CAPITAL PROJECT - CIVIC CENTRE
WA TREASURY	107	6.51%	20 YEARS	16-Sep-29	\$4,623,806.14	16-Mar-12	16-Sep-12	\$0.00	\$4,623,806.14	CAPITAL PROJECT - JOINT LIBRARY
					<u>\$6,299,275.14</u>			<u>\$91,045.52</u>	<u>\$6,208,229.62</u>	
LOANS TO OTHER ENTITIES					\$401,392.76			\$20,638.82	\$380,753.94	
LOANS FOR TOC					\$5,897,882.38			\$70,406.70	\$5,827,475.68	
					<u>\$6,299,275.14</u>			<u>\$91,045.52</u>	<u>\$6,208,229.62</u>	

TOWN OF COTTESLOE

SUNDRY DEBTORS REPORT AS AT 31 MARCH 2012

<u>Debtor No</u>	<u>Nature Of Debt</u>	<u>3+ Months</u>	<u>2 Months</u>	<u>1 Month</u>	<u>Current</u>	<u>Balance</u>	<u>Status</u>
46	Waste	\$487.34	\$487.34	\$0.00	\$0.00	\$974.68	End Of Lease, Statement
13	Waste	\$0.00	\$1,283.99	\$0.00	\$0.00	\$1,283.99	Statements
49	Waste	\$0.00	\$568.00	\$0.00	\$0.00	\$568.00	Statements
25	Waste	\$0.00	\$243.67	\$0.00	\$0.00	\$243.67	Statements
20	Waste	\$0.00	\$148.57	\$0.00	\$0.00	\$148.57	Statements
266	Waste	\$0.00	\$114.90	\$0.00	\$0.00	\$114.90	Statements
30	Waste	\$0.00	\$81.22	\$0.00	\$0.00	\$81.22	Statements
106	Waste	\$0.00	\$81.22	\$0.00	\$0.00	\$81.22	Statements
204	Waste	\$0.00	\$81.22	\$0.00	\$0.00	\$81.22	Statements
409	Waste	\$0.00	\$0.50	\$0.00	\$0.00	\$0.50	Account Paid
339	Grant	\$0.00	\$0.00	\$0.00	\$23,912.90	\$23,912.90	Current
418	Footpath	\$0.00	\$0.00	\$0.00	\$3,267.00	\$3,267.00	Current
403	Venue Hire	\$0.00	\$0.00	\$0.00	\$3,245.00	\$3,245.00	Current
324	Grant	\$0.00	\$0.00	\$0.00	\$2,000.00	\$2,000.00	Current
174	Australia Day Certificates	\$0.00	\$0.00	\$0.00	\$360.00	\$360.00	Current
176	Australia Day Certificates	\$0.00	\$0.00	\$0.00	\$120.00	\$120.00	Current
300	Overpayment	\$0.00	\$0.00	-\$0.18	\$0.00	-\$0.18	Credit
419	Overpayment	\$0.00	\$0.00	\$0.00	-\$50.00	-\$50.00	Credit
TOTAL		\$487.34	\$3,090.63	-\$0.18	\$32,854.90	\$36,432.69	

Rates and Charges Analysis

For Financial Year 2012 Period 9 , as at 2/04/2012



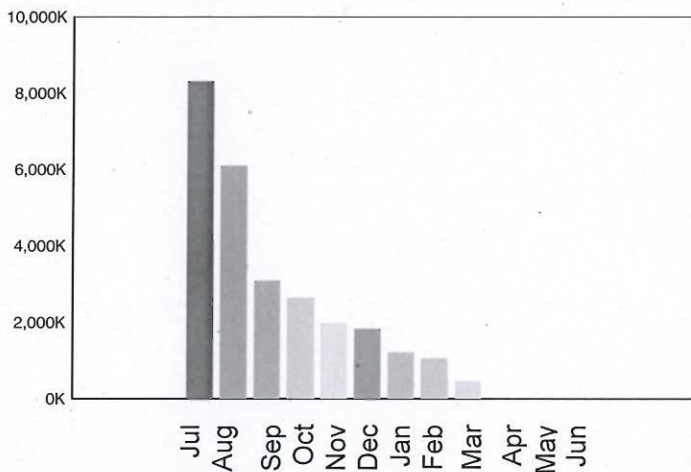
Amounts Levied and Outstanding

<u>Rate or Charge Type</u>	<u>Amount Levied This Year</u>	<u>Total Balance Outstanding</u>
GRV General Rate	7,728,984.81	386,879.76
Additional Bin	80,174.65	11,387.96
Specified Area Rate	0.00	0.00
Credit Balances	0.00	-28,975.17
Swimming Pool	6,380.00	998.89
ESL Category 1	1,094,477.36	84,448.32
ESL Category 5	0.00	4.05
Instalment Fees	52,200.00	10,728.90
	8,962,216.82	465,472.71

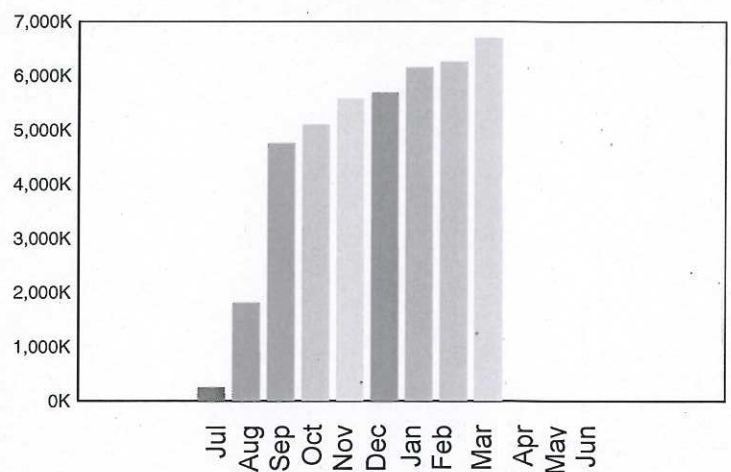
Analysis of Outstanding Balance

<u>Bfwd At 1 July</u>	<u>Levied YTD</u>	<u>Rebated</u>	<u>Receipted</u>	<u>Other Trans</u>	<u>Balance</u>
250,158.66	8,962,216.82	-506,608.39	-8,251,474.60	11,180.22	465,472.71
<u>Current</u>	<u>Arrears</u>	<u>Interest</u>	<u>Legal</u>	<u>Deferred</u>	<u>Balance</u>
264,589.43	4,517.31	4,452.88	0.00	191,913.09	465,472.71

Total Balance Outstanding By Month



YTD Collections By Month



Analysis of Assessments

Number of assessments	3,794
Number of assessments paid in full	3,202
Number of assessments with a balance outstanding	597
Number of assessments with arrears	4
Number of assessments on instalments	1,328
Number of assessments with pensioners or seniors	854
Number of assessments with deferred rates	38
Number of assessments with no payment yet	60

TOWN OF COTTESLOE

CAPITAL WORKS PROGRAMME

FOR THE PERIOD ENDED 1 JULY 2011 TO 31 MARCH 2012

PROJECT NO	PROJECT	2011-2012 YTD ACTUAL	2011-2012 YTD BUDGET	2011-2012 BUDGET	2011-2012 Revised Budget	Variations Budget to YTD Actual	Variations Budget to YTD Actual
		\$	\$	\$	\$	\$	%
10.9000.2	DRAINAGE CONSTRUCTION Cottesloe various	9,227	4,566	10,000	10,000	(4,661)	(102%)
15.1026.2	FOOTPATH CONSTRUCTION Brighton Street	7	0	0	0	(7)	29%
15.1030.2	Broome Street	6,641	9,291	12,400	12,400	2,650	(29%)
15.1040.2	Clarendon Street	2,135	1,650	2,200	2,135	(485)	100%
15.1048.2	Curtin Avenue	0	2,403	3,200	3,200	2,403	100%
15.1050.2	Dalgely Street	0	3,600	4,800	4,800	3,600	100%
15.1054.2	Edward Street	5	2,178	2,900	2,900	2,173	100%
15.1086.2	Griver Street	0	10,641	14,200	14,200	10,641	100%
15.1092.2	Hawkstone Street	20,342	14,253	19,000	20,342	(6,089)	(43%)
15.1096.2	Hillside Street	8,950	4,878	6,500	6,500	(4,072)	(83%)
15.1098.2	Jarrad Street	9,490	3,450	4,600	9,490	(6,040)	(175%)
15.1127.2	Shared path - Montessori	19,583	20,000	20,000	19,583	417	2%
15.1136.2	Napier Street	16,628	10,875	14,500	14,500	(5,753)	(53%)
15.1144.2	Ozone Parade	0	10,578	14,100	14,100	10,578	100%
15.1152.2	Perth Street	0	7,122	9,500	9,500	7,122	100%
15.1056.2	Railway Street	0	2,250	3,000	3,000	2,250	100%
15.1178.2	Stirling Highway	0	7,203	9,600	9,600	7,203	100%
15.9000.2	Bike Plan & (BA)	0	15,000	15,000	30,000	15,000	100%
15.9000.5	DSAC Capital Works	0	13,331	40,000	40,000	13,331	100%

TOWN OF COTTESLOE

CAPITAL WORKS PROGRAMME

FOR THE PERIOD ENDED 1 JULY 2011 TO 31 MARCH 2012

PROJECT NO	PROJECT	2011-2012 YTD ACTUAL	2011-2012 YTD BUDGET	2011-2012 BUDGET	2011-2012 Revised Budget	Variances Budget to YTD Actual	Variances Budget to YTD Actual
		\$	\$	\$	\$	\$	%
20.9000.2	IRRIGATION CONSTRUCTION Cottesloe, various	16	20,000	20,000	20,000	19,984	100%
25.9000.2	LANEWAY CONSTRUCTION	62,973	73,100	73,100	73,100	10,127	14%
30.9000.2	PARKS AND RESERVES CONSTRUCTION Playgrounds various	0	8,250	11,000	11,000	8,250	100%
30.9000.5	Cottesloe Natural Area Upgrade	8,572	9,000	15,000	15,000	428	5%
30.7030.2	Shade Sail - Civic Centre Playground (BA)	0	0	0	19,000	0	
30.1133.2	Muderup Rocks	2,771	0	0	8,120	(2,771)	
35.4050.2	PROPERTY CONSTRUCTION Civic Centre - Air Conditioning & (BA)	30,458	30,000	30,000	37,000	(458)	(2%)
35.4051.2	Civic Centre Roof Replacement	1,133	20,000	20,000	20,000	18,867	
35.4120.2	Cottesloe Depot Upgrade	0	90,000	90,000	90,000	90,000	100%
35.4130.2	Indiana Tea Room Toilets (BA)	40,000	0	0	40,000	(40,000)	
35.4135.2	Joint Library Building	17,278	0	0	30,000	(17,278)	
35.6030.2	Civic Centre Grounds Restoration	107,220	149,400	166,000	166,000	42,180	28%
16.4190.2	The Aged Persons Support Service	10,987	0	0	10,987	(10,987)	

TOWN OF COTTESLOE

CAPITAL WORKS PROGRAMME

FOR THE PERIOD ENDED 1 JULY 2011 TO 31 MARCH 2012

PROJECT NO	PROJECT	2011-2012 YTD ACTUAL	2011-2012 YTD BUDGET	2011-2012 BUDGET	2011-2012 Revised Budget	Variances Budget to YTD Actual	Variances Budget to YTD Actual
		\$	\$	\$	\$	\$	%
	ROAD CONSTRUCTION/ REHABILITATION						
40.1024.2	Boreham Street	37,794	36,852	43,000	37,794	(942)	(3%)
40.1036.2	Chamberlain Street	7,058	7,273	8,500	8,500	215	3%
40.1040.2	Clarendon Street	34,548	32,998	38,500	34,548	(1,550)	(5%)
40.1046.2	Congdon Street	18,781	30,840	36,000	18,781	12,059	39%
40.1066.2	Florence Street	25,477	14,736	17,200	25,477	(10,741)	(73%)
40.1078.2	Gordon Street	30,593	27,678	32,300	30,593	(2,915)	(11%)
40.1086.2	Griver Street	49,739	50,136	58,500	49,739	397	1%
40.1140.2	North Street - MRRG	0	21,850	21,850	21,850	21,850	100%
40.1158.2	Reginald St Service Lane	12,575	8,220	9,600	12,575	(4,355)	(53%)
40.1170.2	Seaview Terrace	14,118	12,088	14,100	14,118	(2,030)	(17%)
40.1190.2	Vera View Parade	9,501	5,310	6,200	9,501	(4,191)	(79%)
40.2195.2	ROW 39	25,375	14,900	14,900	14,900	(10,475)	(70%)
40.1136.2	Car Parking - Napier Street (BA)	0	0	0	52,000	0	
41.9000.2	ROAD SAFETY & SPEED RESTRICTION Safety & Speed Program Yr 2	967	78,667	78,667	78,667	77,700	99%
42.1176.2	STREET FURNITURE Bus Shelter (BA)	7,988	0	0	7,988	(7,988)	

TOWN OF COTTESLOE

CAPITAL WORKS PROGRAMME

FOR THE PERIOD ENDED 1 JULY 2011 TO 31 MARCH 2012

PROJECT NO	PROJECT	2011-2012 YTD ACTUAL	2011-2012 YTD BUDGET	2011-2012 BUDGET	2011-2012 Revised Budget	Variances Budget to YTD Actual	Variances Budget to YTD Actual
		\$	\$	\$	\$	\$	%
	MISCELLANEOUS INFRASTRUCTURE						
43.9000.2.57	Sculpture	40,000	40,000	40,000	40,000	0	0%
43.9000.5.50	Meter Eye (Existing)	34,241	36,942	36,942	36,942	2,701	7%
43.1047.2.50	Environmental Improvement and Access Improvement (BA)	23,392	0	0	0	(23,392)	
	PLANT & VEHICLES						
47.9000.2.57	Passenger Vehicle - EHO	33,003	36,000	36,000	33,003	2,997	8%
47.9000.2.57	Passenger Vehicle - BS	31,885	36,000	36,000	31,885	4,115	11%
47.9000.2.57	Passenger Vehicle - FM	35,299	36,000	36,000	35,299	701	2%
47.9000.2.57	Passenger Vehicle - Ranger	33,269	35,000	35,000	35,000	1,731	5%
47.9000.2.57	Tip Truck	0	85,000	85,000	86,320	85,000	100%
47.9000.2.57	Skid Steer Loader	61,595	78,000	78,000	61,595	16,405	21%
47.9000.2.57	Honda Mower	1,363	1,200	1,200	1,363	(163)	(14%)
47.9000.2.57	Cable & Pipe Locator	0	2,000	2,000	2,000	2,000	100%
47.9000.2.57	Jack Hammer	1,144	1,200	1,200	1,144	56	5%
47.9000.2.57	Stihl Hedge Trimmers (2)	1,598	2,000	2,000	1,598	402	20%
47.9000.2.57	Stihl MS200 Chainsaws (2)	2,236	2,800	2,800	2,236	564	20%
47.9000.2.57	Stihl FS350 Brushcutters (3)	3,000	3,600	3,600	3,000	600	17%
47.9000.2.57	HT 101 Pole Pruners (2)	2,164	2,600	2,600	2,164	436	17%

TOWN OF COTTESLOE

CAPITAL WORKS PROGRAMME

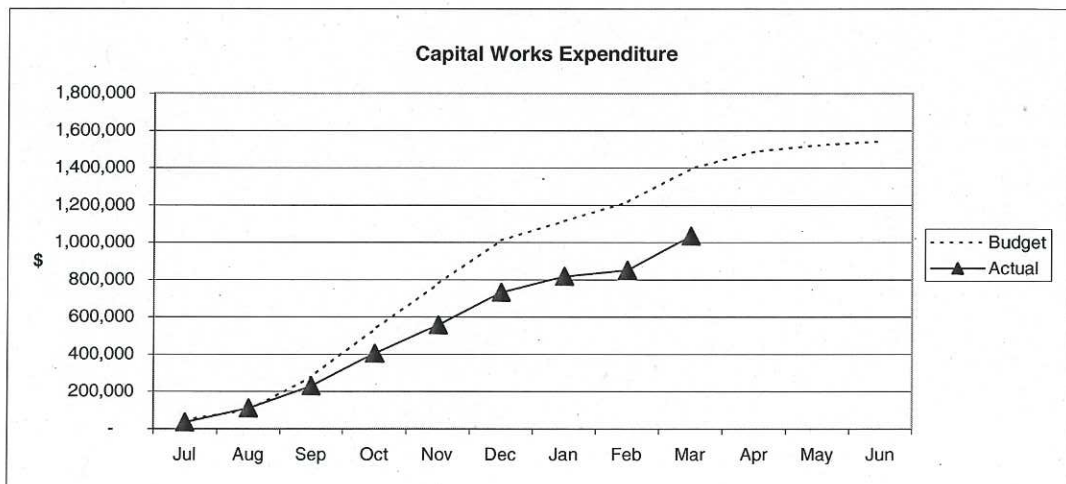
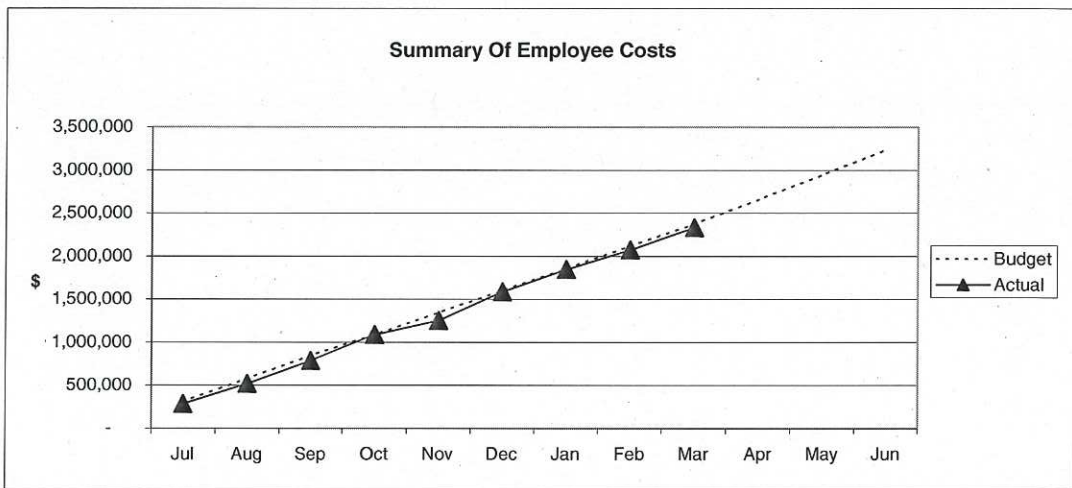
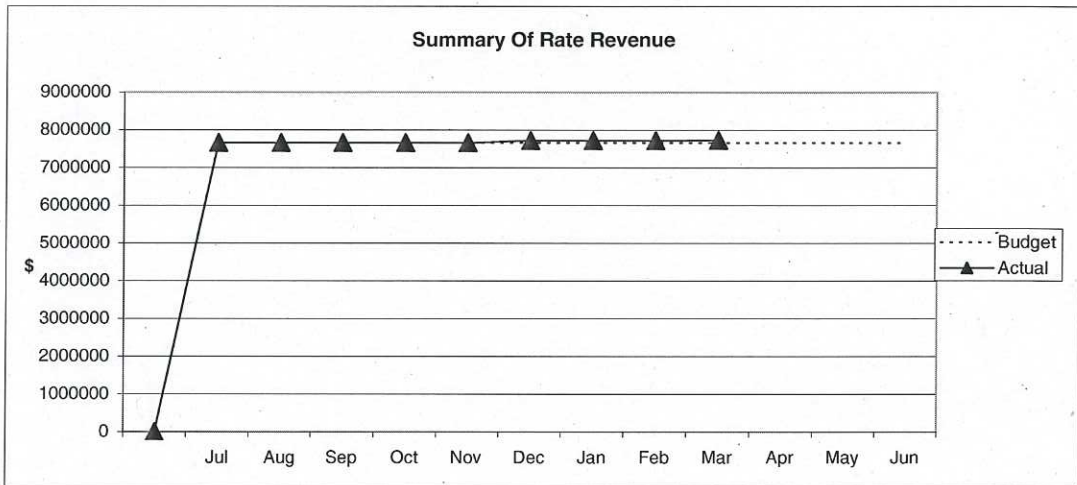
FOR THE PERIOD ENDED 1 JULY 2011 TO 31 MARCH 2012

PROJECT NO	PROJECT	2011-2012 YTD ACTUAL	2011-2012 YTD BUDGET	2011-2012 BUDGET	2011-2012 Revised Budget	Variances Budget to YTD Actual	Variances Budget to YTD Actual
		\$	\$	\$	\$	\$	%
	IT, OFFICE EQUIPMENT & FURNITURE						
49.9000.2.57	Civic Furniture & Equipment	0	2,500	5,000	5,000	2,500	100%
49.9000.2.57	CIVICA HR Module	8,855	12,919	13,005	13,005	4,064	31%
49.9000.2.57	CIVICA Version 6	33,160	30,000	30,000	33,160	(3,160)	(11%)
49.9000.2.57	Desktop Computers (8) - Fixed Computer Equipment	15,793	16,800	16,800	16,800	1,007	6%
49.9000.2.57	Notebook Computer (7) - Mobile Computer Equipment	6,715	14,500	14,500	14,500	7,785	54%
49.9000.2.57	Intramaps Public Set up fee	2,500	2,500	2,500	2,500	0	0%
49.9000.2.57	TerraExplorerPro Software	4,800	5,000	5,000	5,000	200	4%
49.9000.2.57	MapServer Upgrade	0	6,260	6,260	6,260	6,260	100%
49.9000.2.57	Disaster Recovery Hardware/Software	0	0	18,038	18,038	0	
49.9000.2.57	Trim Software Upgrade	8,010	12,600	12,600	12,600	4,590	36%
49.9000.2.57	Scanner	1,802	10,540	10,540	10,540	8,738	83%
	Totals	1,034,754	1,396,528	1,542,502	1,694,440	361,774	26%

TOWN OF COTTESLOE

GRAPHICAL SUMMARY BY NATURE & TYPE FOR 2011-2012

FOR THE PERIOD ENDED 1 JULY 2011 TO 31 MARCH 2012



TOWN OF COTTESLOE

GRAPHICAL SUMMARY OF REVENUE, EXPENDITURE AND NET POSITION FOR 2011-2012

FOR THE PERIOD ENDED 1 JULY 2011 TO 31 MARCH 2012

OVERALL

